

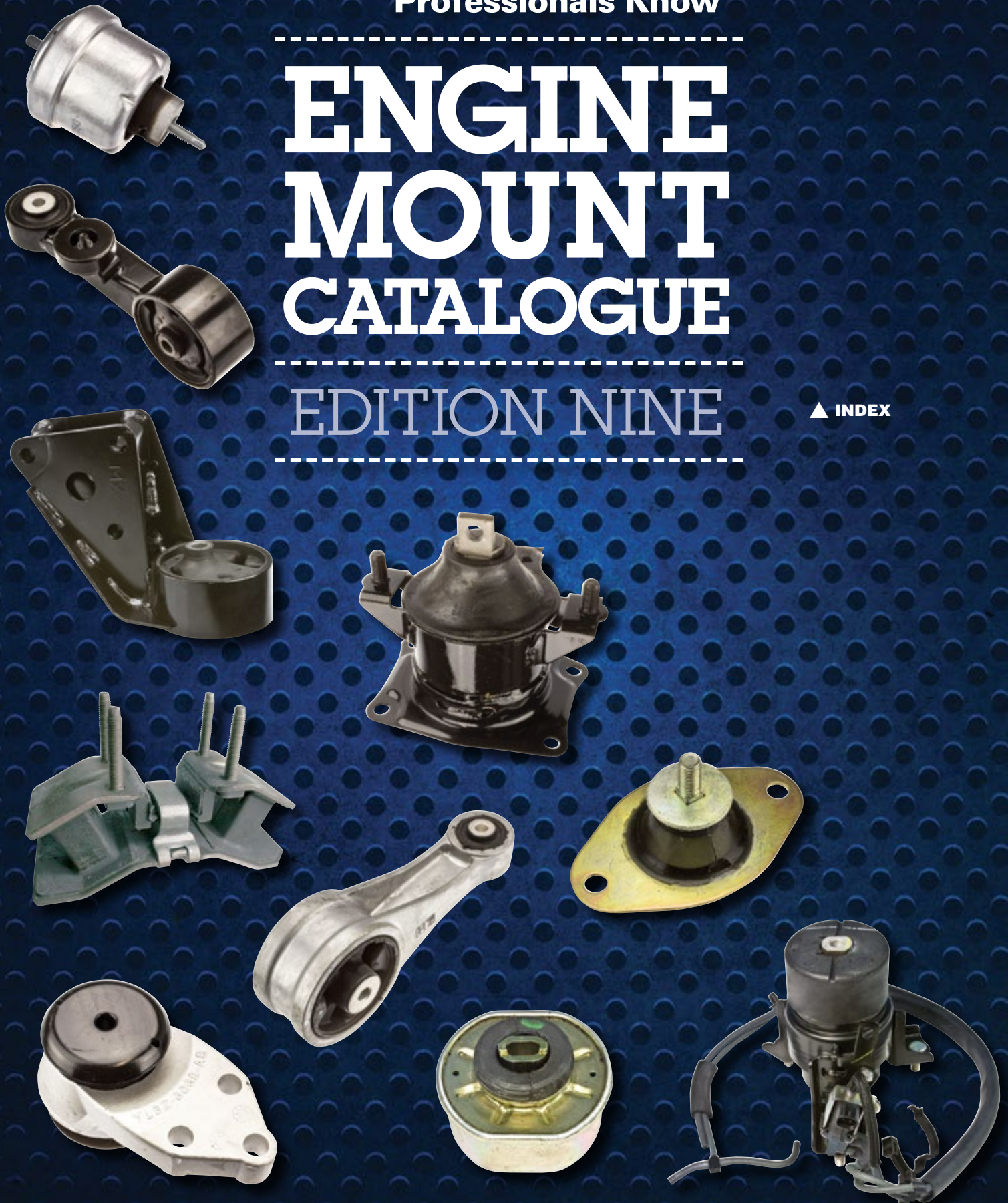


Professionals Know

ENGINE MOUNT CATALOGUE

EDITION NINE

▲ INDEX



TECH SUPPORT

Wherever you are, Motospecs technical support is only a phone call away.

AUSTRALIA – Tech Support: 1800 245 748

Monday to Friday 8:00am to 5:00pm (EST)

Fax 02 8867 7274

www.kelpro.com.au

techsupport@motospecs.com

NEW ZEALAND – Tech Support: 0800 809 808

Monday to Friday 8:00am to 5:00pm

www.kelpro.co.nz

WARRANTY

Motospecs recognises the importance of customer confidence and satisfaction in the quality of its products. All Kelpro parts are warranted against defects in workmanship or material for a period of 2 years or 40,000kms from the date of sale, whichever ever occurs first, unless otherwise stated. Kelpro parts found upon examination by an authorised Motospecs representative to be defective in material or workmanship will be replaced by Motospecs. The cost of returning parts under this warranty must be borne by the customer and must be pre-paid. In order to make a claim under this warranty, the faulty product, proof of purchase and the reason for or details of the failure must be provided to Motospecs.

This warranty does not cover damage by misuse or improper installation, or liability for labour charges or consequential loss or damage incurred as a result of the failure of a Kelpro part.


FOR GOODS PURCHASED IN AUSTRALIA ONLY

Our goods come with guarantees that cannot be excluded under the Australian Consumer Law. You are entitled to a replacement or refund for a major failure and for compensation for any other reasonably foreseeable loss or damage. You are also entitled to have the goods repaired or replaced if the goods fail to be of acceptable quality and the failure does not amount to a major failure.

COPYRIGHT NOTICE

Motospecs, a division of GPC Asia Pacific Pty Ltd ABN 97 097 993 283 is the owner of copyright in this publication, including layout, drawings, photographs, text and part number systems. No part of this catalogue may be reproduced or copied in any form or by any means without the prior written permission of Motospecs.

This catalogue has been prepared for the Australian market. Due to vehicle production changes and supersession, you should ensure that the part you are selecting is suitable for your application.



CONTENTS

Location Guide2-3

Application Guide

Alfa Romeo. 4
Audi4-7
BMW... ..7-14
Chrysler... .. 15
Daewoo15-17
Daihatsu17-20
Eunos 20
Ford20-42
Holden42-62
Honda.62-70
Hyundai..70-80
Isuzu... .. 80
Jaguar 81
Jeep 81
Kia..81-87
Lexus..87-89
Mazda89-101
Mercedes Benz... ..101-105
Mini (BMW). 105


Mitsubishi105-128
Nissan128-142
Peugeot..142-143
Proton.143-146
Range Rover 146
Saab... ..146-147
Seat 147
Skoda147-148
Smart.. 148
Ssangyong 148
Subaru149-155
Suzuki.155-158
Toyota.159-190
Volkswagen190-202
Volvo... ..202-203

Identification

Guide204-273


Technical

Information274-276

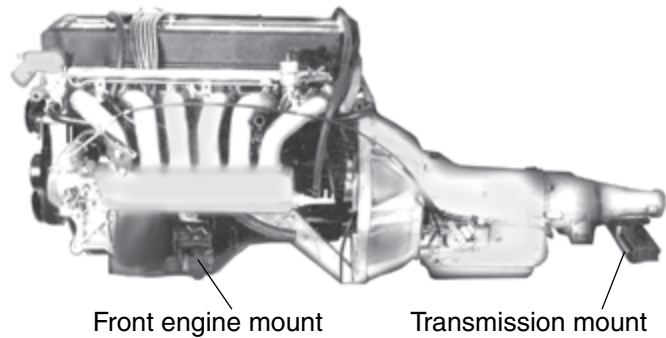


Front Wheel Drive

Kelpro lists front wheel drives according to the position of the mounts.

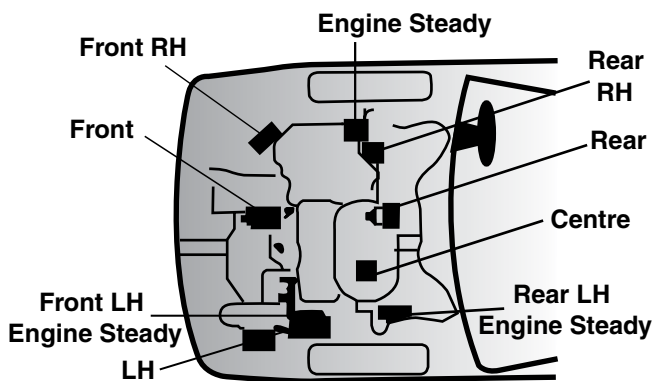


Rear Wheel Drive

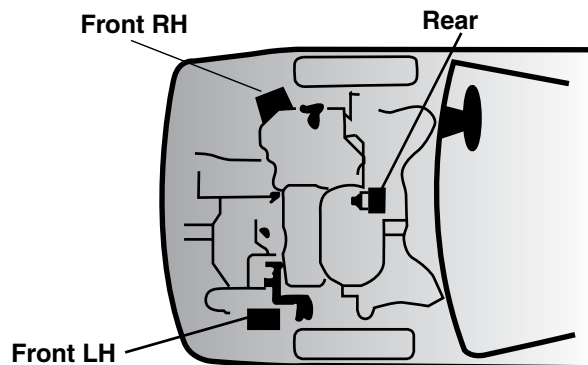


Use this guide for correct selection for engine / transmission mount.

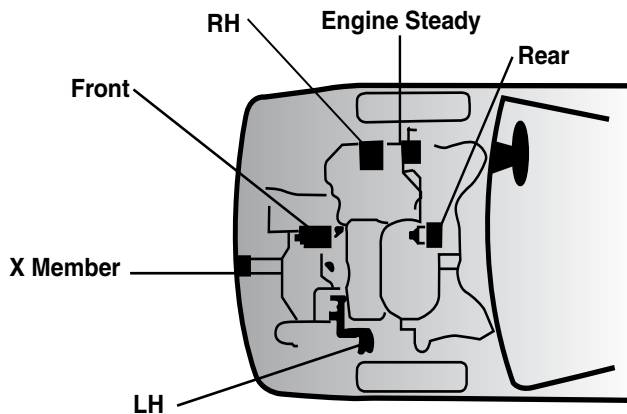
GMH Apollo / Astra / Barina



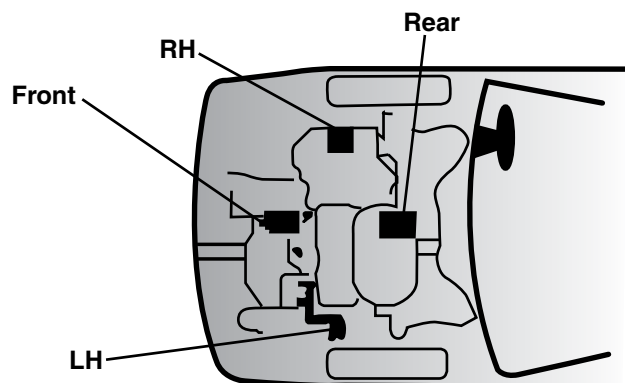
GMH Camira



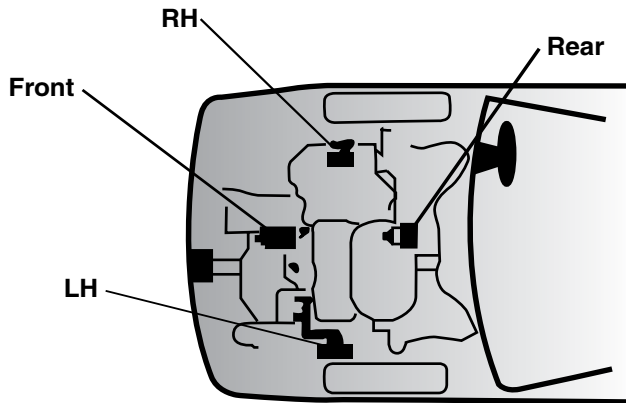
Ford Laser / Telstar Mazda 323 / 626



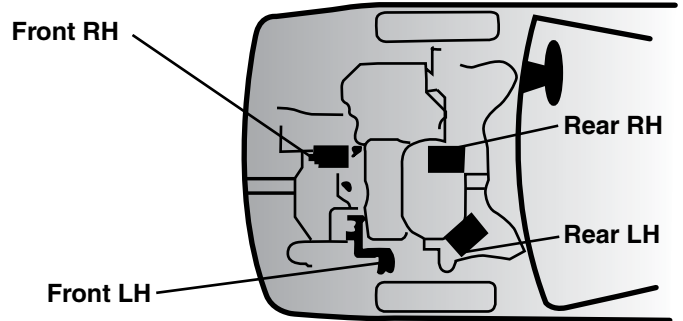
Mitsubishi Galant / Lancer / Magna



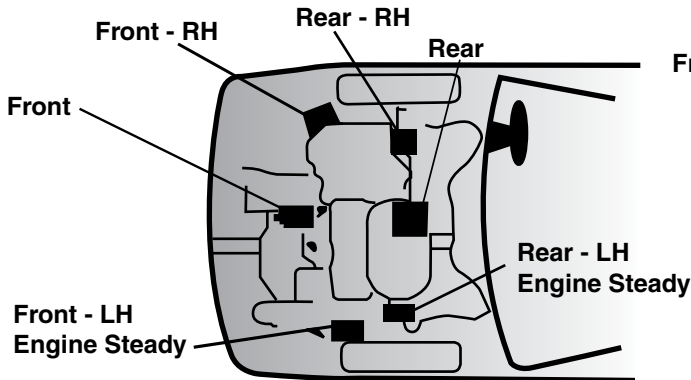
Nissan Pulsar



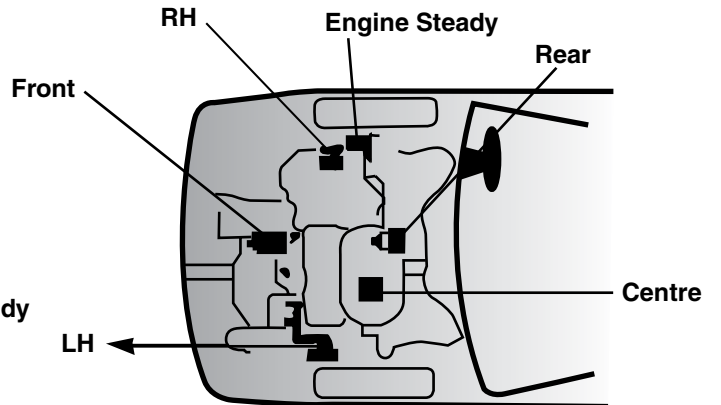
Nissan Maxima



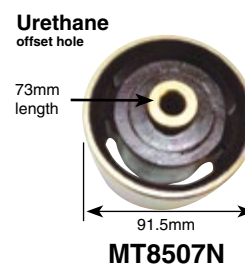



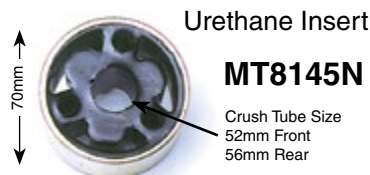
Suzuki Swift



Toyota Camry / Corolla



Mitsubishi Magna – Mount Insert Identification



Location	Transmission	Part No	Year & Notes	Engine
----------	--------------	---------	--------------	--------

ALFA ROMEO

147	FWD		1/01-on	4 Cyl 2.0L AR32310
------------	------------	--	----------------	---------------------------

<i>LH Side</i>	Manual	MT7365		
----------------	--------	---------------	--	--

156	FWD		8/02-2/07	4 Cyl 2.0L 937A10
------------	------------	--	------------------	--------------------------

<i>RH Side</i>	Auto	MT7365		
----------------	------	---------------	--	--

156	FWD		2/99-10/03	4 Cyl 2.0L AR32301
------------	------------	--	-------------------	---------------------------

<i>LH Side</i>	Manual	MT7365		
----------------	--------	---------------	--	--

GT	JTS FWD		8/02-2/07	4 Cyl 2.0L 937A10
-----------	----------------	--	------------------	--------------------------

<i>LH Side</i>	Manual	MT7365		
----------------	--------	---------------	--	--

AUDI

A3	8P TFSi Attraction FWD		11/08-on	4 Cyl 1.4L CAXC
-----------	-------------------------------	--	-----------------	------------------------

<i>LH Side</i>	Auto	MT7440		
----------------	------	---------------	--	--

<i>LH Side</i>	Manual	MT7134		
----------------	--------	---------------	--	--

<i>RH Side</i>	Auto / Manual	MT7439		
----------------	---------------	---------------	--	--

<i>Rear Upper</i>	Auto / Manual	MT7145	<i>Rear to Sub Frame</i>	
-------------------	---------------	---------------	--------------------------	--

<i>Rear Lower</i>	Auto / Manual	MT7142	<i>Rear to Sub Frame</i>	
-------------------	---------------	---------------	--------------------------	--

A3	8L FWD		5/97-9/99	4 Cyl 1.6L AGN
-----------	---------------	--	------------------	-----------------------

<i>LH Side</i>	Auto	MT9038		
----------------	------	---------------	--	--

<i>LH Side</i>	Manual	MT9041		
----------------	--------	---------------	--	--

<i>RH Side</i>	Auto / Manual	MT9032		
----------------	---------------	---------------	--	--

<i>Rear</i>	Manual	MT9082		
-------------	--------	---------------	--	--

A3	8L FWD		9/99-6/04	4 Cyl 1.6L AEH
-----------	---------------	--	------------------	-----------------------

<i>LH Side</i>	Auto / Manual	MT9042		
----------------	---------------	---------------	--	--

<i>RH Side</i>	Auto / Manual	MT9027		
----------------	---------------	---------------	--	--

<i>Rear</i>	Auto / Manual	MT9082		
-------------	---------------	---------------	--	--

Location	Transmission	Part No	Year & Notes	Engine
AUDI				
A3	8P Attraction FWD		2/05-11/08	4 Cyl 1.6L BGU
LH Side	Auto	MT7136		
LH Side	Manual	MT7134		
RH Side	Auto / Manual	MT7131		
Rear Upper	Auto / Manual	MT7145	<i>Rear to Sub Frame</i>	
Rear Lower	Auto / Manual	MT7143	<i>Rear to Sub Frame</i>	
A3	8P FWD		11/08-on	4 Cyl 1.6L BSE
LH Side	Auto	MT7136		
RH Side	Auto	MT7131		
Rear	Auto	MT7141	<i>Rear to Engine</i>	
Rear Upper	Auto	MT7145	<i>Rear to Sub Frame</i>	
Rear Lower	Auto	MT7143	<i>Rear to Sub Frame</i>	
A3	8L FWD		9/99-6/04	4 Cyl 1.8L AGU
LH Side	Auto	MT9038		
LH Side	Manual	MT9041		
RH Side	Auto / Manual	MT9032		
Rear	Auto	MT9199		
Rear	Manual	MT9082		
A3	8P TFSi Sportsback Ambition FWD		1/07-on	4 Cyl 1.8L BYT, BZB, CDA
LH Side	Auto	MT7136		
LH Side	Manual	MT7135		
RH Side	Auto / Manual	MT7132		
Rear	Auto / Manual	MT7141	<i>Rear to Engine</i>	
Rear Upper	Auto / Manual	MT7145	<i>Rear to Sub Frame</i>	
Rear Lower	Auto / Manual	MT7142	<i>Rear to Sub Frame</i>	
A3	8P FSi Ambition / Attraction FWD		6/04-5/08	4 Cyl 2.0L BMB
LH Side	Auto	MT7136		
LH Side	Manual	MT7135		
RH Side	Auto / Manual	MT7132		
Rear Upper	Auto / Manual	MT7145	<i>Rear to Sub Frame</i>	
Rear Lower	Auto	MT7442	<i>Rear to Sub Frame</i>	
Rear Lower	Manual	MT7142	<i>Rear to Sub Frame</i>	

Location	Transmission	Part No	Year & Notes	Engine
AUDI				
A3	8P TFSi Ambition / Attraction	FWD	2/05-12/08	4 Cyl 2.0L AXX
<i>LH Side</i>	Manual	MT7137		
<i>RH Side</i>	Manual	MT7132		
<i>Rear</i>	Manual	MT7141	<i>Rear to Engine</i>	
<i>Rear Upper</i>	Manual	MT7145	<i>Rear to Sub Frame</i>	
<i>Rear Lower</i>	Manual	MT7142	<i>Rear to Sub Frame</i>	
A3 Quattro	8P (incl. Sportback Ambition)		2/05-1/09	V6 3.2L BMJ, BUB
<i>RH Side</i>	Auto / Manual	MT7438		
<i>Rear Upper</i>	Auto / Manual	MT7444	<i>Rear to Sub Frame</i>	
<i>Rear Lower</i>	Auto / Manual	MT7142	<i>Rear to Sub Frame</i>	
A4	B5	FWD	7/96-7/01	4 Cyl 1.8L ADR
<i>Front LH</i>	Auto / Manual	MT7272		
<i>Front RH</i>	Auto / Manual	MT7273		
A4	B6	FWD	1/03-1/07	4 Cyl 1.8L BFB
<i>Front LH</i>	Auto	MT7251		
<i>Roll Stopper</i>	Auto	MT7481		
A4	B7	FWD	2/05-12/09	4 Cyl 1.8L BFB
<i>Front LH</i>	Manual	MT7251		
<i>Roll Stopper</i>	Auto / Manual	MT7481		
<i>Transmission</i>	Auto	MT7482		
A4	B6	FWD	7/01-12/05	4 Cyl 2.0L ALT
<i>Roll Stopper</i>	Auto / Manual	MT7481		
<i>Trans. Support – Front</i>	Auto / Manual	MT7480		
<i>Trans. Support – Rear</i>	Auto / Manual	MT7479		
A4	B7	FWD	2/05-12/08	4 Cyl 2.0L BLB, BRE
<i>Roll Stopper</i>	Auto	MT7481		
<i>Transmission</i>	Auto	MT7482		

APPLICATION GUIDE



Location	Transmission	Part No	Year & Notes	Engine
AUDI				
A4	B7 FWD		2/05-5/09	4 Cyl 2.0L ALT
<i>Front LH</i>	Auto / Manual	MT7251		
<i>Roll Stopper</i>	Auto / Manual	MT7481		
A4	B5 FWD		2/98-12/05	V6 2.4L AGA
<i>Front LH / RH</i>	Auto / Manual	MT9964		
<i>Rear LH / RH</i>	Auto	MT7531		
<i>Rear LH / RH</i>	Manual	MT7526		
A4 incl. Quattro			11/96-2/98	V6 2.6L ABC
<i>Front LH / RH</i>	Auto / Manual	MT9964		
A4 incl. Quattro			1/97-7/01	V6 2.8L ACK
<i>Front LH / RH</i>	Auto	MT9964		
Q7			8/06-on	V6 / V8 3.0,3.6, 4.2L CAS,BUG,BHK,BAR
<i>Front LH / RH</i>	Auto	MT7478		
TT	8J TFSi FWD		10/06-on	4 Cyl 2.0L BWA
<i>Rear</i>	Auto / Manual	MT7464		<i>Rear to Engine</i>
<i>Rear Upper</i>	Auto / Manual	MT7145		<i>Rear to Sub Frame</i>
<i>Rear Lower</i>	Auto / Manual	MT7142		<i>Rear to Sub Frame</i>
BMW				
116i	E87 RWD		2/05-3/08	4 Cyl 1.6L N43B16
<i>Front LH</i>	Manual	MT7180		
<i>Front RH</i>	Manual	MT7179		
<i>Rear LH / RH</i>	Manual	MT8499		
118D	E87 RWD		1/09-on	4 Cyl 2.0L N47D20
<i>Front LH</i>	Auto / Manual	MT7177		
<i>Front RH</i>	Auto / Manual	MT7178		
<i>Rear LH / RH</i>	Auto / Manual	MT8499		

Location	Transmission	Part No	Year & Notes	Engine
BMW				
118i	E87 RWD		10/05-on	4 Cyl 2.0L N46B20B
<i>Front LH</i>	Auto / Manual	MT7180		
<i>Front RH</i>	Auto / Manual	MT7179		
<i>Rear LH / RH</i>	Auto / Manual	MT8499		
120D	E87 RWD		1/06-5/10	4 Cyl 2.0L M47D20
<i>Front LH</i>	Auto / Manual	MT7177		
<i>Front RH</i>	Auto / Manual	MT7178		
<i>Rear LH / RH</i>	Auto	MT8447		
<i>Rear LH / RH</i>	Manual	MT8499		
120i	E87 RWD		10/05-on	4 Cyl 2.0L N46B20B
<i>Front LH</i>	Auto / Manual	MT7180		
<i>Front RH</i>	Auto / Manual	MT7179		
<i>Rear LH / RH</i>	Auto / Manual	MT8499		
125i	E82, E88 RWD		1/08-on	6 Cyl 3.0L N52B30
<i>Front LH / RH</i>	Auto / Manual	MT7173		
<i>Rear LH / RH</i>	Auto / Manual	MT8447		
130i	E87 RWD		9/05-1/09	6 Cyl 3.0L N52B30
<i>Front LH / RH</i>	Auto / Manual	MT7173		
<i>Rear LH / RH</i>	Auto / Manual	MT8447		
135i	E82 RWD		1/08-on	6 Cyl 3.0L N54B30
<i>Front LH</i>	Auto / Manual	MT7173		
<i>Front RH</i>	Auto / Manual	MT7171		
<i>Rear LH / RH</i>	Auto / Manual	MT8447		
316i	E36 RWD		1/95-4/99	4 Cyl 1.6L M43B16
<i>Front LH / RH</i>	Auto / Manual	MT8492		
<i>Rear LH / RH</i>	Auto / Manual	MT8447		
316i	E36 RWD		1/96-1/02	4 Cyl 1.9L M43B19
<i>Front LH / RH</i>	Auto / Manual	MT8492		
<i>Rear LH / RH</i>	Auto / Manual	MT8447		

APPLICATION GUIDE



Location	Transmission	Part No	Year & Notes	Engine
BMW				
318i	E36 RWD		1/91-2/99	4 Cyl 1.8L M40B18
<i>Front LH / RH</i>	Auto / Manual	MT8492		
<i>Rear LH / RH</i>	Auto / Manual	MT8447		
318i	E46 RWD		2/99-11/01	4 Cyl 1.9L M43B19
<i>Front LH / RH</i>	Auto / Manual	MT8496		
<i>Rear LH / RH</i>	Auto / Manual	MT8499		
318i	E46 RWD		11/01-7/06	4 Cyl 2.0L N42B20
<i>Front LH</i>	Auto / Manual	MT8495		
<i>Front RH</i>	Auto / Manual	MT8496		
<i>Rear LH / RH</i>	Auto / Manual	MT8499		
318Ti	E36 RWD		1/96-1/02	4 Cyl 1.9L M44B19
<i>Front LH / RH</i>	Manual	MT8492		
<i>Rear LH / RH</i>	Manual	MT8447		
320ci	E46 RWD		1/00-1/06	6 Cyl 2.2L M54B22
<i>Front LH / RH</i>	Auto / Manual	MT8136		
<i>Rear LH / RH</i>	Auto / Manual	MT8447		
320D	E90 RWD		1/06-on	4 Cyl 2.0L M47N20
<i>Front LH</i>	Auto	MT7177		
<i>Front RH</i>	Auto	MT7178		
<i>Rear LH / RH</i>	Auto	MT8447		
320i	E36 RWD		1/91-1/96	6 Cyl 2.0L M50B20
<i>Front LH / RH</i>	Auto / Manual	MT8136		
<i>Rear LH / RH</i>	Auto	MT8447	<i>To 4/93</i>	
<i>Rear LH</i>	Auto	MT8487	<i>From 5/93</i>	
<i>Rear RH</i>	Auto	MT8561	<i>From 5/93</i>	
<i>Rear LH / RH</i>	Manual	MT8447	<i>All</i>	
320i	E46 RWD		1/98-7/03	6 Cyl 2.0L M52B20 <i>NZ Model</i>
<i>Front LH / RH</i>	Auto / Manual	MT8136		
<i>Rear LH / RH</i>	Auto / Manual	MT8447		

Location	Transmission	Part No	Year & Notes	Engine
BMW				
320i	E90 RWD		1/06-on	4 Cyl 2.0L N46B20B
<i>Front LH</i>	Auto / Manual	MT7180		
<i>Front RH</i>	Auto / Manual	MT7179		
<i>Rear LH / RH</i>	Auto / Manual	MT8447		
320i	E46 RWD		4/01-7/08	4 Cyl 2.2L M54B22
<i>Front LH / RH</i>	Auto / Manual	MT8136		
<i>Rear LH / RH</i>	Auto / Manual	MT8447		
323Ci	E46 RWD		6/99-10/00	6 Cyl 2.5L M52B25
<i>Front LH / RH</i>	Auto / Manual	MT8136		
<i>Rear LH / RH</i>	Auto / Manual	MT8447		
323i	E90 RWD		1/06-on	6 Cyl 2.5L N52B25A
<i>Front LH / RH</i>	Auto / Manual	MT7173		
<i>Rear LH / RH</i>	Auto / Manual	MT8447		
325i	E36 RWD		1/91-7/98	6 Cyl 2.5L M50B25
<i>Front LH / RH</i>	Auto / Manual	MT8136		
<i>Rear LH / RH</i>	Auto	MT8447	<i>To 4/93</i>	
<i>Rear LH</i>	Auto	MT8487	<i>From 5/93</i>	
<i>Rear RH</i>	Auto	MT8561	<i>From 5/93</i>	
<i>Rear LH / RH</i>	Manual	MT8447	<i>All</i>	
325i	E46 RWD		4/01-7/08	6 Cyl 2.5L M50B25
<i>Front LH / RH</i>	Auto / Manual	MT8136		
<i>Rear LH / RH</i>	Auto / Manual	MT8447		
325i	E90, E92 RWD		1/06-on	6 Cyl 2.5L N52B25
<i>Front LH / RH</i>	Auto / Manual	MT7173		
<i>Rear LH / RH</i>	Auto / Manual	MT8447		
325Ci, 325Ti	E46 RWD		1/00-3/07	6 Cyl 2.5L M54B25
<i>Front LH / RH</i>	Auto / Manual	MT8136		
<i>Rear LH / RH</i>	Auto / Manual	MT8447		

Location	Transmission	Part No	Year & Notes	Engine
BMW				
328i, 328Ci	E36, E46 RWD		1/93-1/01	6 Cyl 2.8L M52B28
<i>Front LH / RH</i>	Auto / Manual	MT8136		
<i>Rear LH / RH</i>	Auto / Manual	MT8447		
330i, 330Ci	E46 RWD		1/01-7/08	6 Cyl 3.0L M54B30
<i>Front LH / RH</i>	Auto / Manual	MT8136		
<i>Rear LH / RH</i>	Auto / Manual	MT8447		
330i	E90 RWD		1/06-1/07	6 Cyl 3.0L M52B30A
<i>Front LH / RH</i>	Auto	MT7173		
<i>Rear LH / RH</i>	Auto	MT8447		
335i	E90, E92 RWD		1/06-on	6 Cyl 3.0L N54B30
<i>Front LH</i>	Auto	MT7173		
<i>Front RH</i>	Auto	MT7171		
<i>Rear LH / RH</i>	Auto	MT8447		
520i	E34 RWD		1/90-1/96	6 Cyl 2.0L M50B20
<i>Front LH / RH</i>	Auto / Manual	MT7577		
<i>Rear LH / RH</i>	Auto	MT8499	<i>To 9/90</i>	
<i>Rear LH</i>	Auto / Manual	MT8487	<i>From 10/90</i>	
<i>Rear RH</i>	Auto / Manual	MT8561	<i>From 10/90</i>	
523i	E39 RWD		9/96-1/01	6 Cyl 2.5L M52B25
<i>Front LH / RH</i>	Auto / Manual	MT8134		
<i>Rear LH / RH</i>	Auto	MT8447		
<i>Rear LH / RH</i>	Manual	MT8497		
525i	E34 RWD		1/90-1/96	6 Cyl 2.5L M52B25
<i>Front LH / RH</i>	Auto / Manual	MT7577		
<i>Rear LH / RH</i>	Auto / Manual	MT8447	<i>Holding plate</i>	
<i>Rear LH</i>	Auto / Manual	MT8487	<i>Cross member</i>	
<i>Rear RH</i>	Auto / Manual	MT8561	<i>Cross member</i>	

Location	Transmission	Part No	Year & Notes	Engine
BMW				
525i	E39 FWD		1/01-2/03	6 Cyl 2.5L M52B25
<i>Front LH / RH</i>	Auto / Manual	MT8134		
<i>Rear LH / RH</i>	Auto	MT8447		
<i>Rear LH / RH</i>	Manual	MT8497		
525i	E60 RWD		2/03-1/06	6 Cyl 2.5L M54B25
<i>Front LH</i>	Auto	MT7174		
<i>Front RH</i>	Auto	MT7175		
<i>Rear LH / RH</i>	Auto	MT7184		
528i	E39 RWD		9/96-1/01	6 Cyl 2.8L M52B28
<i>Front LH / RH</i>	Auto	MT8134		
<i>Rear LH / RH</i>	Auto	MT8447		
530i	E34 RWD		1/93-1/96	V8 3.0L M60B30
<i>Front LH</i>	Auto / Manual	MT7519		
<i>Front RH</i>	Auto / Manual	MT7520		
<i>Rear LH / RH</i>	Auto / Manual	MT8445		
530i	E39 RWD		1/01-1/05	6 Cyl 3.0L M54B30
<i>Front LH / RH</i>	Auto	MT8134		
<i>Rear LH / RH</i>	Auto	MT8447		
530i	E60 RWD		2/03-1/06	6 Cyl 3.0L M54B30
<i>Front LH</i>	Auto / Manual	MT7174		
<i>Front RH</i>	Auto / Manual	MT7175		
<i>Rear LH / RH</i>	Auto / Manual	MT7184		
535i	E39 RWD		1/96-2/03	V8 3.5L M62B35
<i>Front LH</i>	Auto	MT7522		
<i>Front RH</i>	Auto	MT7523		
535i	E34 RWD		1/88-1/94	6 Cyl 3.4L M30B35
<i>Rear LH / RH</i>	Auto	MT8447		
<i>Rear LH / RH</i>	Manual	MT8497		

APPLICATION GUIDE



Location	Transmission	Part No	Year & Notes	Engine
BMW				
540i	E34 RWD		1/93-1/96	V8 4.0L M60B40
<i>Front LH</i>	Auto / Manual	MT7519		
<i>Front RH</i>	Auto / Manual	MT7520		
<i>Rear LH / RH</i>	Auto / Manual	MT8445		
540i	E39 RWD		1/96-2/03	V8 4.4L M62
<i>Front LH</i>	Auto / Manual	MT7522		
<i>Front RH</i>	Auto / Manual	MT7523		
<i>Rear LH / RH</i>	Auto	MT7527		
<i>Rear LH / RH</i>	Manual	MT8497		
730i	E32 RWD		1/90-9/93	6 Cyl 3.0L M30B30
<i>Rear LH / RH</i>	Auto	MT8447		
<i>Rear LH / RH</i>	Manual	MT8497		
730iL	E32 RWD		1/92-3/97	V8 3.0L M60B30
<i>Front LH</i>	Auto / Manual	MT7519		
<i>Front RH</i>	Auto / Manual	MT7520		
<i>Rear LH / RH</i>	Auto / Manual	MT8445		
740iL	E38 RWD		1/96-2/02	V8 4.4L M62B44
<i>Front LH</i>	Auto	MT7522		
<i>Front RH</i>	Auto	MT7523		
840Ci	E31 RWD		1/93-1/00	V8 4.0L, 4.4L M62B
<i>Front LH</i>	Auto	MT7519		
<i>Front RH</i>	Auto	MT7520		
<i>Rear LH / RH</i>	Auto	MT8445		
M3	E36, E46 RWD		1/96-1/06	6 Cyl 3.2L S50B32, SB54B32
<i>Front LH / RH</i>	Manual	MT7082		
M5	E39 RWD		1/99-2/03	V8 4.9L S62B50
<i>Rear LH / RH</i>	Manual	MT8497		

Location	Transmission	Part No	Year & Notes	Engine
BMW				
X3	E83 AWD		7/05-on	6 Cyl 2.5L M54B25
<i>Front LH</i>	Auto / Manual	MT7169		
<i>Front RH</i>	Auto / Manual	MT7170		
<i>Rear</i>	Auto / Manual	MT7182		
X3	E83 AWD		7/05-2/08	6 Cyl 3.0L M54B30
<i>Front LH</i>	Auto / Manual	MT7169		
<i>Front RH</i>	Auto / Manual	MT7170		
<i>Rear</i>	Auto / Manual	MT7182		
X3	E83 AWD		2/08-on	6 Cyl 3.0L N52B30
<i>Front LH</i>	Auto	MT7417		
<i>Front RH</i>	Auto	MT7170		
<i>Rear</i>	Auto	MT7421		
X5	E53 Turbo Diesel AWD		1/03-12/03	6 Cyl 2.9L M57D30
<i>Front LH / RH</i>	Auto / Manual	MT7181		
<i>Rear</i>	Auto / Manual	MT8502		
X5	E53 4WD		1/01-1/07	6 Cyl 3.0L M54B30
<i>Front LH / RH</i>	Auto / Manual	MT8494		
<i>Rear</i>	Auto / Manual	MT8502	<i>To 10/03</i>	
<i>Rear</i>	Auto / Manual	MT7185	<i>From 11/03</i>	
X5	E53 Turbo Diesel AWD		1/04-1/07	6 Cyl 3.0L M57D30
<i>Front LH / RH</i>	Auto / Manual	MT7181		
<i>Rear</i>	Auto / Manual	MT7185		
Z3	E36 RWD		1/97-3/01	6 Cyl 2.0L, 2.8L M44B20, M52B28
<i>Front LH / RH</i>	Auto / Manual	MT7082		
<i>Rear LH / RH</i>	Auto / Manual	MT8447		
Z4	E85 RWD		1/03-1/10	6 Cyl 2.5L, 3.0L M54B22, M54B30
<i>Front LH / RH</i>	Auto / Manual	MT8136		
<i>Rear LH / RH</i>	Auto / Manual	MT8447		

Location	Transmission	Part No	Year & Notes	Engine
----------	--------------	---------	--------------	--------

CHRYSLER

300C	RWD		11/05-on	V8 6.1L 5Y
-------------	------------	--	-----------------	-------------------

<i>Front RH</i>	Auto	MT7538		
-----------------	------	---------------	--	--

Grand Voyager	RG FWD / AWD		2/97-3/08	V6 3.3L A4
----------------------	---------------------	--	------------------	-------------------

<i>Front</i>	Auto	MT7224		
--------------	------	---------------	--	--

Neon	FWD		8/96-8/99	4 Cyl 2.0L S4RE
-------------	------------	--	------------------	------------------------

<i>Front</i>	Auto / Manual	MT9694	<i>some 1996 Auto Models use MT9691</i>	
--------------	---------------	---------------	---	--

<i>RH Side</i>	Auto	MT9040		
----------------	------	---------------	--	--

<i>RH Side</i>	Manual	MT9760		
----------------	--------	---------------	--	--

Neon	FWD		9/99-9/02	4 Cyl 2.0L S4RE
-------------	------------	--	------------------	------------------------

<i>Front</i>	Auto / Manual	MT9039		
--------------	---------------	---------------	--	--

<i>RH Side</i>	Auto / Manual	MT9040		
----------------	---------------	---------------	--	--

<i>Front Lower</i>	Auto	MT8201		
--------------------	------	---------------	--	--

<i>Rear Upper</i>	Auto	MT7223		
-------------------	------	---------------	--	--

<i>Rear Upper</i>	Manual	MT7539		
-------------------	--------	---------------	--	--

PT Cruiser	FWD		7/00-3/10	4 Cyl 2.0L, 2.4L 1T, 5T
-------------------	------------	--	------------------	--------------------------------

<i>Front</i>	Auto / Manual	MT8201		
--------------	---------------	---------------	--	--

<i>LH Side</i>	Auto / Manual	MT7541		
----------------	---------------	---------------	--	--

<i>RH Side</i>	Auto / Manual	MT7540		
----------------	---------------	---------------	--	--

<i>Rear Upper</i>	Auto	MT7223		
-------------------	------	---------------	--	--

<i>Rear Upper</i>	Manual	MT7539		
-------------------	--------	---------------	--	--

DAEWOO

Cielo	FWD		9/95-6/98	4 Cyl 1.5L A15MF, G15MF
--------------	------------	--	------------------	--------------------------------

<i>Front LH</i>	Auto / Manual	MT8812		
-----------------	---------------	---------------	--	--

<i>Front RH</i>	Auto / Manual	MT8811		
-----------------	---------------	---------------	--	--

<i>LH Side</i>	Auto	MT9489		
----------------	------	---------------	--	--

<i>Rear</i>	Auto / Manual	MT8814		
-------------	---------------	---------------	--	--

Location	Transmission	Part No	Year & Notes	Engine
DAEWOO				
Espero	FWD		3/95-8/97	4 Cyl 2.0L C20JE
<i>Front LH</i>	Auto	MT9484		
<i>Front LH</i>	Manual	MT8812		
<i>Front RH</i>	Auto	MT9485		
<i>Rear</i>	Auto	MT9493		
<i>Rear</i>	Manual	MT8814		
Kalos	T200 FWD		4/03-1/05	4 Cyl 1.5L F15S
<i>RH Side</i>	Auto	MT9862		
<i>RH Side</i>	Manual	MT9863		
<i>Rear</i>	Auto / Manual	MT9861		
Lacetti	FWD		9/03-1/05	4 Cyl 1.8L C18SED
<i>LH Side</i>	Auto / Manual	MT8204		
<i>RH Side</i>	Auto / Manual	MT8203		
<i>Rear</i>	Auto / Manual	MT7355		
<i>Torque Rod</i>	Auto / Manual	MT8205		
Lanos	FWD		8/97-4/03	4 Cyl 1.5L, 1.6L A15SM, A16DMS
<i>Front LH</i>	Auto	MT9489		
<i>Front LH</i>	Manual	MT8812		
<i>Front RH</i>	Manual	MT8811		
<i>Rear</i>	Auto	MT9493		
<i>Rear</i>	Manual	MT8814	<i>To 8/98</i>	
<i>Rear</i>	Manual	MT9493	<i>From 9/98</i>	
Leganza	FWD		8/97-4/00	4 Cyl 2.0L C20SED
<i>Front</i>	Auto / Manual	MT9491		
<i>LH Side</i>	Auto	MT9854		
<i>RH Side</i>	Auto / Manual	MT9014		
<i>Rear</i>	Auto / Manual	MT9492		
Leganza	FWD		4/99-1/05	4 Cyl 2.2L T22SED
<i>Front</i>	Auto / Manual	MT9491		
<i>RH Side</i>	Auto / Manual	MT9014		
<i>Rear</i>	Auto / Manual	MT9492		

Location	Transmission	Part No	Year & Notes	Engine
----------	--------------	---------	--------------	--------

DAEWOO

Nubira	FWD		7/97-10/99	4 Cyl 1.6L A16DMS
---------------	------------	--	-------------------	--------------------------

<i>LH Side</i>	Manual	MT9499		
<i>RH Side</i>	Auto	MT9497		
<i>Rear</i>	Manual	MT9496		

Nubira	CDX FWD		4/98-12/05	4 Cyl 2.0L X20SED
---------------	----------------	--	-------------------	--------------------------

<i>Front Lower</i>	Auto / Manual	MT9860		
<i>RH Side</i>	Auto	MT9497		
<i>RH Side</i>	Manual	MT9859		
<i>Rear</i>	Manual	MT9496	<i>To 10/99</i>	

Tacuma	U100 FWD		10/00-1/05	4 Cyl 2.0L C20SED
---------------	-----------------	--	-------------------	--------------------------

<i>Front Lower</i>	Auto	MT9503		
<i>Front Lower</i>	Manual	MT9504		
<i>RH Side</i>	Auto / Manual	MT9501		

DAIHATSU

Applause	FWD		10/89-1/00	4 Cyl 1.6L HDE
-----------------	------------	--	-------------------	-----------------------

<i>RH Side</i>	Auto / Manual	MT9471		
<i>Rear</i>	Auto / Manual	MT9474		

Charade	G102 FWD		6/87-7/93	4 Cyl 1.3L HCE
----------------	-----------------	--	------------------	-----------------------

<i>LH Side</i>	Auto	MT9476		
<i>RH Side</i>	Auto / Manual	MT9473		
<i>Rear</i>	Auto / Manual	MT9474		

Charade	G200 FWD		5/93 -12/97	4 Cyl 1.3L HCE
----------------	-----------------	--	--------------------	-----------------------

<i>Front</i>	Auto	MT8361		
<i>Front</i>	Manual	MT9260		
<i>RH Side</i>	Auto / Manual	MT8677		
<i>Rear</i>	Auto	MT8675		
<i>Rear</i>	Manual	MT8674		

Location	Transmission	Part No	Year & Notes	Engine
DAIHATSU				
Charade	G203 FWD		1/94-7/00	4 Cyl 1.5L HEE
Front	Auto	MT8361		
Front	Manual	MT9260		
RH Side	Auto / Manual	MT8677		
Rear	Auto	MT8675		
Rear	Manual	MT8674		
Cuore	L701 FWD		7/00-10/03	3 Cyl 1.0L EJDE
Front	Auto	MT8891		
Front	Manual	MT8818		
LH Side	Auto / Manual	MT8942		
Rear	Auto	MT8824		
Rear	Manual	MT8896		
Delta	V67, V68, V107, V108 RWD		11/84-7/98	4 Cyl 2.0L 3Y,4Y
Front LH / RH	Manual	MT8463	<i>Complete Assembly</i>	
Front LH / RH	Manual	MT8153N	<i>Urethane Alternative</i>	
Rear	Manual	MT8540		
Delta	V76, V78, V79, V98, V99 RWD		4/84-3/96	4 Cyl 3.0L B,13B
Front LH / RH	Manual	MT8362		
Rear	Manual	MT8540	<i>From 8/85</i>	
F Series	F20, F25 4WD		6/77-1/82	4 Cyl 1.6L 12R <i>NZ Model – Taft</i>
Front LH / RH	Manual	MT8023		
Feroza	F300, F300B, F310 4WD		10/88-5/98	4 Cyl 1.6L HDE <i>NZ Model – Rocky</i>
Front LH / RH	Auto / Manual	MT8912		
Rear	Auto / Manual	MT8933	<i>From 8/89</i>	
Move	L601 FWD		1997 on	3 Cyl 0.8L ED10
Front	Auto / Manual	MT9128		

Location	Transmission	Part No	Year & Notes	Engine
DAIHATSU				
Pyzar	G301, G303	FWD	2/97-8/00	4 Cyl 1.5L,1.6L HEEG,HDEP <i>NZ Model – Gran Move</i>
<i>Front</i>	Auto	MT8361		
<i>Front</i>	Manual	MT9260		
<i>RH Side</i>	Auto / Manual	MT8677		
<i>Rear</i>	Auto	MT8675		
<i>Rear</i>	Manual	MT8674		
Rocky	F73, F78	4WD	1/93-12/99	4 Cyl 2.8L DL52 <i>NZ Model – Rugged</i>
<i>Front LH / RH</i>	Manual	MT7099		
<i>Transmission LH</i>	Manual	MT7122		
<i>Transmission Centre</i>	Manual	MT7112		
Rocky	F80, F85, F87	4WD	6/84-12/90	4 Cyl 2.0L 3YC
<i>Front LH / RH</i>	Manual	MT8463	<i>Rubber Mount</i>	
<i>Front LH / RH</i>	Manual	MT8153N	<i>Urethane Alternative</i>	
<i>Transmission LH</i>	Manual	MT7122		
Sirion	M100	FWD	6/98-2/06	3 Cyl 1.0L EJDE
<i>Front</i>	Auto	MT8891		
<i>Front</i>	Manual	MT9129	<i>To 8/98</i>	
<i>Front</i>	Manual	MT8818	<i>From 9/98</i>	
<i>LH Side</i>	Auto	MT9223		
<i>LH Side</i>	Manual	MT8942		
<i>Rear</i>	Auto	MT8896		
<i>Rear</i>	Manual	MT8895	<i>To 11/98</i>	
<i>Rear</i>	Manual	MT8896	<i>From 12/98</i>	
Sirion	M101	FWD	1/00-2/06	4 Cyl 1.3L K3VE2
<i>Front</i>	Auto / Manual	MT8792		
<i>Rear</i>	Auto / Manual	MT8896		
Terios	J100	4WD	6/97-11/00	4 Cyl 1.3L HCEJ
<i>Front LH</i>	Auto / Manual	MT8917		
<i>Front RH</i>	Auto / Manual	MT8911		

Location	Transmission	Part No	Year & Notes	Engine
DAIHATSU				
Terios	J102	4WD	10/00-12/05	4 Cyl 1.3L K3VE
<i>Front LH</i>	Auto / Manual	MT9143		
<i>Front RH</i>	Auto / Manual	MT9140		
YRV	M201	FWD	7/01-12/04	4 Cyl 1.3L K3VE
<i>Front</i>	Auto / Manual	MT8792		
<i>Rear</i>	Auto / Manual	MT8896		
EUNOS				
30X	EC1081	FWD	11/92-12/97	V6 1.8L K8 <i>NZ Model – Presso</i>
<i>Front</i>	Auto / Manual	MT9715		
<i>X-Member Front</i>	Auto / Manual	MT8272		
<i>X-Member Rear Upper</i>	Auto / Manual	MT8741		
<i>X-Member Rear Lower</i>	Auto / Manual	MT8742		
500	CA1081	FWD	11/92-2/00	V6 2.0L KF <i>NZ Model – Lantis</i>
<i>Front</i>	Auto / Manual	MT8409		
<i>LH Side</i>	Auto / Manual	MT8602		
<i>RH Side</i>	Auto / Manual	MT8548		
<i>Rear</i>	Auto / Manual	MT8386		
<i>X-Member Front</i>	Auto / Manual	MT8272		
<i>X-Member Rear Upper</i>	Auto / Manual	MT8741		
<i>X-Member Rear Lower</i>	Auto / Manual	MT8742		
FORD				
Bronco	4WD		1/81-12/84	6 Cyl 4.1L
<i>Front LH / RH</i>	Manual	MT8099	<i>Rubber Mount</i>	
<i>Front LH / RH</i>	Manual	MT8001N	<i>Urethane Alternative</i>	
Bronco	4WD		3/81-12/87	V8 4.9L, 5.8L
<i>Front LH / RH</i>	Auto / Manual	MT9031	<i>To 5/87</i>	
<i>Front LH / RH</i>	Auto / Manual	MT9035	<i>From 6/87</i>	
<i>Rear</i>	Auto	MT9713		

Location	Transmission	Part No	Year & Notes	Engine
FORD				
Capri	SA, SB, SC, SE	FWD	10/89-11/94	4 Cyl 1.6L B6, B6T
<i>Front</i>	Auto / Manual	MT8121		
<i>RH Side</i>	Auto / Manual	MT9709		
<i>Rear</i>	Auto	MT8123		
Corsair	UA	FWD	11/89-12/92	4 Cyl 2.0L CA20E
<i>Front</i>	Manual	MT8621		
<i>LH Side</i>	Auto / Manual	MT9663		
<i>RH Side</i>	Auto / Manual	MT8618		
<i>Rear</i>	Auto / Manual	MT8593		
Corsair	UA	FWD	11/89-12/92	4 Cyl 2.4L KA24E
<i>Front</i>	Manual	MT8621		
<i>LH Side</i>	Auto	MT9663		
<i>RH Side</i>	Auto	MT8619		
<i>Rear</i>	Manual	MT8593		
Cortina	TC	RWD	8/71-9/74	4 Cyl 1.6L
<i>Front LH / RH</i>	Manual	MT8158N	<i>Urethane Mount</i>	
<i>Rear</i>	Auto / Manual	MT8162	<i>with Floor Shift</i>	
<i>Rear</i>	Auto / Manual	MT8163	<i>with Column Shift</i>	
Cortina	TC, TD, TE, TF	RWD	10/72-8/82	4 Cyl 2.0L
<i>Front LH / RH</i>	Manual	MT8156N	<i>Urethane Mount</i>	
<i>Rear</i>	Auto / Manual	MT8162	<i>with Floor Shift</i>	
<i>Rear</i>	Auto / Manual	MT8163	<i>with Column Shift</i>	
Cortina	TC, TD, TE, TF	RWD	10/72-8/82	6 Cyl 3.3L
<i>Front LH / RH</i>	Auto / Manual	MT8156N	<i>Urethane Mount</i>	
<i>Rear</i>	Auto / Manual	MT8097		
Cougar	SW	FWD	10/99-4/01	V6 2.5L Duratec
<i>Front</i>	Manual	MT9248		
<i>Rear</i>	Manual	MT9604		

Location	Transmission	Part No	Year & Notes	Engine
FORD				
Courier PC RWD			6/85-6/93	4 Cyl 2.0L, 2.2L FE, F2
<i>Front LH / RH</i>	Manual	MT8726		
<i>Rear</i>	Manual	MT8577		
Courier PC RWD			1/88-5/97	4 Cyl 2.2L R2
<i>Front LH / RH</i>	Manual	MT8727		
<i>Rear</i>	Manual	MT8577		
Courier PC 4WD			1/87-3/90	4 Cyl 2.6L 4G54
<i>Front LH / RH</i>	Manual	MT9836		
<i>Rear LH</i>	Manual	MT9091		
<i>Rear Centre</i>	Manual	MT8577		
Courier PC RWD			9/91-4/96	4 Cyl 2.6L G6
<i>Front LH / RH</i>	Manual	MT8550		
<i>Rear</i>	Manual	MT8577		
Courier PC 4WD			11/89-96	4 Cyl 2.6L G6
<i>Front LH / RH</i>	Manual	MT8550		
<i>Rear LH</i>	Manual	MT9091		
<i>Rear Centre</i>	Manual	MT8577		
Courier PD RWD			1/96-2/99	4 Cyl 2.5L WL
<i>Front LH / RH</i>	Manual	MT8725		
<i>Rear</i>	Manual	MT9197		
Courier PD 4WD			5/96-2/00	4 Cyl 2.5L WL
<i>Front LH / RH</i>	Manual	MT8725		
<i>Rear LH</i>	Manual	MT9091		
<i>Rear Centre</i>	Manual	MT8577		
Courier PD RWD			5/96-2/00	4 Cyl 2.6L G6
<i>Front LH / RH</i>	Auto / Manual	MT8725		
<i>Rear</i>	Auto / Manual	MT8577		

Location	Transmission	Part No	Year & Notes	Engine
FORD				
Courier PD 4WD			5/96-2/00	4 Cyl 2.6L G6
<i>Front LH / RH</i>	Manual	MT8725		
<i>Rear LH</i>	Manual	MT9091		
<i>Rear Centre</i>	Manual	MT8577		
Courier PE, PG Turbo Diesel RWD			2/99-8/04	4 Cyl 2.5L WLT
<i>Front LH / RH</i>	Auto / Manual	MT8748	<i>To 5/02</i>	
<i>Front LH / RH</i>	Auto / Manual	MT8727	<i>From 6/02</i>	
<i>Rear</i>	Auto / Manual	MT9771		
Courier PE, PG Turbo Diesel 4WD			2/99-8/04	4 Cyl 2.5L WLT
<i>Front LH / RH</i>	Manual	MT8748	<i>To 5/02</i>	
<i>Front LH / RH</i>	Manual	MT8727	<i>From 6/02</i>	
<i>Rear LH</i>	Manual	MT8749		
<i>Rear Centre</i>	Manual	MT9092		
Courier PE, PG RWD			2/99-8/04	4 Cyl 2.6L G6
<i>Front LH / RH</i>	Auto / Manual	MT8725		
<i>Rear</i>	Auto / Manual	MT9771		
Courier PE, PG 4WD			2/99-8/04	4 Cyl 2.6L G6
<i>Front LH / RH</i>	Manual	MT8725		
<i>Rear LH</i>	Manual	MT8749		
<i>Rear Centre</i>	Manual	MT9092		
Courier PH Turbo Diesel RWD			8/04-11/06	4 Cyl 2.5L WLT
<i>Front LH / RH</i>	Manual	MT8727		
<i>Rear</i>	Manual	MT9771		
Courier PH Turbo Diesel 4WD			8/04-11/06	4 Cyl 2.5L WLT
<i>Front LH / RH</i>	Manual	MT8727		
<i>Rear LH</i>	Manual	MT8749		
<i>Rear Centre</i>	Manual	MT9092		

Location	Transmission	Part No	Year & Notes	Engine
FORD				
Courier PH RWD			8/04-11/06	V6 4.0L
Front LH / RH	Auto / Manual	MT8725		
Rear	Auto / Manual	MT9771		
Courier PH 4WD			8/04-11/06	V6 4.0L
Front LH / RH	Auto / Manual	MT8725		
Rear LH	Auto / Manual	MT8749		
Rear Centre	Auto / Manual	MT9092		
Econovan RWD			3/84-2/88	4 Cyl 1.4L UC
Front LH / RH	Manual	MT8173		
Rear	Manual	MT8176	<i>re-use Balance Weight if Required</i>	
Econovan RWD			10/02-07	4 Cyl 1.8L F8
Front LH / RH	Manual	MT9194		
Rear	Manual	MT9195		
Econovan E2000 RWD			9/85-6/98	4 Cyl 2.0L FE
Front LH / RH	Auto / Manual	MT8173		
Rear	Auto / Manual	MT8176	<i>re-use Balance Weight if Required</i>	
Econovan JG RWD			2/97-1/00	4 Cyl 2.0L FE
Front LH / RH	Auto / Manual	MT8173		
Rear	Auto / Manual	MT8176	<i>re-use Balance Weight if Required</i>	
Econovan JH RWD			10/99-1/06	4 Cyl 2.0L FE
Front LH / RH	Auto / Manual	MT9194		
Rear	Auto	MT8176		
Rear	Manual	MT9195		
Econovan Diesel OHC RWD			4/84-4/98	4 Cyl 2.2L R2
Front LH / RH	Manual	MT8173		
Rear	Manual	MT8176	<i>re-use Balance Weight if Required</i>	

Location	Transmission	Part No	Year & Notes	Engine
FORD				
Escape	ZB, ZC, ZD	4WD	2/04-on	4 Cyl 2.3L L3
<i>Front</i>	Auto	MT9806		
<i>RH Side</i>	Auto	MT9807		
<i>Rear</i>	Auto	MT9809		
Escape	BA, ZA, ZB	4WD	3/01-4/09	V6 3.0L Duratec AJ
<i>Front Upper</i>	Auto	MT9810		
<i>Front Lower</i>	Auto	MT9974		
<i>LH Side</i>	Auto	MT9156		
<i>RH Side</i>	Auto	MT9155		
<i>Rear</i>	Auto	MT9154		
Escort	RWD		1975-81	4 Cyl 1.6L, 2.0L
<i>Front LH / RH</i>	Auto / Manual	MT8152N	<i>Urethane Mount</i>	
<i>Rear</i>	Auto / Manual	MT8163		
Explorer	UN, UP, UQ, US	4WD	1/96-10/01	V6 4.0L
<i>Front LH</i>	Auto / Manual	MT9037		
<i>Front RH</i>	Auto / Manual	MT7302		
<i>Rear</i>	Auto / Manual	MT9737	<i>From 9/97</i>	
F100	RWD / 4WD		1/73-12/85	6 Cyl 4.1L
<i>Front LH / RH</i>	Auto / Manual	MT8099	<i>Rubber Mount</i>	
<i>Front LH / RH</i>	Auto / Manual	MT8001N	<i>Urethane Alternative</i>	
<i>Rear</i>	Auto / Manual	MT9033	<i>RWD Model</i>	
<i>Rear</i>	Auto / Manual	MT9034	<i>4WD Model</i>	
F100	RWD / 4WD		9/85-8/87	V8 4.9L Windsor
<i>Front LH / RH</i>	Auto / Manual	MT9031	<i>To 5/87</i>	
<i>Front LH / RH</i>	Auto / Manual	MT9035	<i>From 6/87</i>	
<i>Rear</i>	Auto / Manual	MT9713	<i>To 5/87</i>	
<i>Rear</i>	Auto / Manual	MT9034	<i>From 6/87</i>	
F150	RWD / 4WD		8/87-12/92	V8 4.9L, 5.8L Windsor
<i>Front LH / RH</i>	Auto / Manual	MT9035		
<i>Rear</i>	Auto / Manual	MT9034		

Location	Transmission	Part No	Year & Notes	Engine
----------	--------------	---------	--------------	--------

FORD

F250	RWD		1/70-12/85	6 Cyl 4.1L
-------------	------------	--	-------------------	-------------------

Front LH / RH	Auto / Manual	MT8099	<i>Rubber Mount</i>
Front LH / RH	Auto / Manual	MT8001N	<i>Urethane Alternative</i>
Rear	Auto / Manual	MT9033	

F250	4WD		1/90-12/90	V8 5.8L Cleveland
-------------	------------	--	-------------------	--------------------------

Front LH / RH	Auto / Manual	MT9035	
Rear	Auto / Manual	MT9034	

F350	RWD / 4WD		1/70-12/85	6 Cyl 4.1L
-------------	------------------	--	-------------------	-------------------

Front LH / RH	Manual	MT8099	<i>Rubber Mount</i>
Front LH / RH	Manual	MT8001N	<i>Urethane Alternative</i>
Rear	Manual	MT9033	<i>RWD Model</i>
Rear	Manual	MT9034	<i>4WD Model</i>

F350	4WD		1/86-12/92	V8 4.9L, 5.8L Windsor
-------------	------------	--	-------------------	------------------------------

Front LH / RH	Manual	MT9031	<i>To 5/87</i>
Front LH / RH	Manual	MT9035	<i>From 6/87</i>
Rear	Manual	MT9034	<i>From 6/87</i>

Fairlane AU	RWD		8/98-12/02	6 Cyl 4.0L
--------------------	------------	--	-------------------	-------------------

Front LH / RH	Auto / Manual	MT8803	<i>To 4/00 with VCT Round Mount</i>
Front LH / RH	Auto / Manual	MT8370	<i>To 4/00 without VCT Rectangle Mount</i>
Front Bracket	Auto / Manual	MTB8370	<i>Bracket to suit MT8370 Mount</i>
Front LH / RH	Auto / Manual	MT9271	<i>From 05/00 All</i>
Rear	Auto / Manual	MT8155	<i>Rubber Mount</i>
Rear	Auto / Manual	MT8155N	<i>Urethane Alternative</i>

Fairlane AU	RWD		8/98-12/02	V8 4.9L, 5.0L Windsor
--------------------	------------	--	-------------------	------------------------------

Front LH / RH	Auto / Manual	MT8804	
Rear	Auto / Manual	MT8155	<i>Rubber Mount</i>
Rear	Auto / Manual	MT8155N	<i>Urethane Alternative</i>

APPLICATION GUIDE



Location	Transmission	Part No	Year & Notes	Engine
FORD				
Fairlane BA RWD			9/02-10/05	6 Cyl 4.0L
Front LH / RH	Auto / Manual	MT9679	<i>non Turbo Model</i>	
Front LH / RH	Auto / Manual	MT9693	<i>Turbo Model</i>	
Rear	Auto / Manual	MT9662	<i>To 9/04 Series 1</i>	
Rear	Auto / Manual	MT9651	<i>From 10/04 Series 2</i>	
Fairlane BA RWD			9/02-9/05	V8 5.4L
Front LH / RH	Auto / Manual	MT9689		
Rear	Auto / Manual	MT9662	<i>To 9/04 Series 1</i>	
Rear	Auto / Manual	MT9651	<i>From 10/04 Series 2</i>	
Fairlane BF RWD			10/05-6/08	6 Cyl 4.0L
Front LH / RH	Auto	MT9679	<i>without Turbo</i>	
Front LH / RH	Manual	MT9693	<i>with Turbo</i>	
Rear	Auto – 4 Spd	MT9651		
Rear	Auto – 6 Spd	MT9881		
Rear	Manual	MT9651		
Fairlane BF RWD			10/05-6/08	V8 5.4L
Front LH / RH	Auto / Manual	MT9689		
Rear	Auto – 4 Spd	MT9651		
Rear	Auto – 6 Spd	MT9881		
Rear	Manual	MT9651		
Fairlane NA, NC RWD			6/88-3/95	6 Cyl 3.9L
Front LH / RH	Auto	MT8099	<i>Rubber Mount</i>	
Front LH / RH	Auto	MT8001N	<i>Urethane Alternative</i>	
Rear	Auto	MT8155	<i>Rubber Mount</i>	
Rear	Auto	MT8155N	<i>Urethane Alternative</i>	
Fairlane NB, NC RWD			8/91-3/95	V8 5.0L Windsor
Front LH	Auto	MT9269		
Front RH	Auto	MT9270		
Rear	Auto	MT8155	<i>Rubber Mount</i>	
Rear	Auto	MT8155N	<i>Urethane Alternative</i>	

Location	Transmission	Part No	Year & Notes	Engine
FORD				
Fairlane NL, NF	RWD		3/95-2/99	6 Cyl 4.0L
Front LH / RH	Auto	MT8803	<i>To 1/97 Round Mount type</i>	
Front LH / RH	Auto	MT8370	<i>From 2/97 Square Mount use with MTB8370 Bracket</i>	
Front Bracket	Auto	MTB8370	<i>Bracket to suit MT8370 Mount</i>	
Rear	Auto	MT8155	<i>Rubber Mount</i>	
Rear	Auto	MT8155N	<i>Urethane Alternative</i>	
Fairlane NL, NF	RWD		3/95-2/99	V8 5.0L
Front LH / RH	Auto	MT8804		
Rear	Auto	MT8155	<i>Rubber Mount</i>	
Rear	Auto	MT8155N	<i>Urethane Alternative</i>	
Fairlane ZA to ZL	RWD		1/67-6/88	6 Cyl ALL
Front LH / RH	Auto / Manual	MT8099	<i>Rubber Mount</i>	
Front LH / RH	Auto / Manual	MT8001N	<i>Urethane Alternative</i>	
Rear	Auto / Manual	MT8097		
Fairlane ZA to ZL	RWD		1/67-6/88	V8 ALL Windsor
Front LH / RH	Auto / Manual	MT8095		
Rear	Auto / Manual	MT8097		
Falcon AU (incl. Ute)	RWD		8/98-12/02	6 Cyl 4.0L
Front LH / RH	Auto / Manual	MT8803	<i>To 4/00 with VCT Round Mount</i>	
Front LH / RH	Auto / Manual	MT8370	<i>To 4/00 without VCT Rectangle Mount</i>	
Front Bracket	Auto / Manual	MTB8370	<i>Bracket to suit MT8370 Mount</i>	
Front LH / RH	Auto / Manual	MT9271	<i>From 05/00 All</i>	
Rear	Auto / Manual	MT8155	<i>Rubber Mount</i>	
Rear	Auto / Manual	MT8155N	<i>Urethane Alternative</i>	
Falcon AU (incl. Ute)	RWD		8/98-12/02	V8 ALL
Front LH / RH	Auto / Manual	MT8804		
Rear	Auto / Manual	MT8155	<i>Rubber Mount</i>	
Rear	Auto / Manual	MT8155N	<i>Urethane Alternative</i>	

Location	Transmission	Part No	Year & Notes	Engine
FORD				
Falcon	BA (incl. Ute)	RWD	9/02-10/05	6 Cyl 4.0L
Front LH / RH	Auto / Manual	MT9679	<i>non Turbo Model</i>	
Front LH / RH	Auto / Manual	MT9693	<i>Turbo Model</i>	
Rear	Auto / Manual	MT9662	<i>To 9/04 Series 1</i>	
Rear	Auto / Manual	MT9651	<i>From 10/04 Series 2</i>	
Falcon	BA (incl. Ute)	RWD	9/02-10/05	V8 5.4L
Front LH / RH	Manual	MT9689		
Rear	Auto / Manual	MT9662	<i>To 9/04 Series 1</i>	
Rear	Auto / Manual	MT9651	<i>From 10/04 Series 2</i>	
Falcon	BF (incl. Ute)	RWD	10/05-6/08	6 Cyl 4.0L
Front LH / RH	Auto / Manual	MT9679	<i>without Turbo</i>	
Front LH / RH	Auto / Manual	MT9693	<i>with Turbo</i>	
Rear	Auto – 4 Spd	MT9651		
Rear	Auto – 6 Spd	MT9881		
Rear	Manual	MT9651		
Falcon	BF (incl. Ute)	Series 1 260kW RWD	10/05-6/08	V8 5.4L
Front LH / RH	Auto / Manual	MT9689		
Rear	Auto – 4 Spd	MT9651		
Rear	Auto – 6 Spd	MT9881		
Rear	Manual	MT9651		
Falcon	BF (incl. Ute)	Series 2 290kW RWD	11/06-6/08	V8 5.4L
Front LH / RH	Auto / Manual	MT7024		
Rear	Auto – 6 Spd	MT7022		
Rear	Manual	MT7021		
Falcon	EA	RWD	2/88-7/91	6 Cyl 3.2L, 3.9L
Front LH / RH	Auto / Manual	MT8099	<i>Rubber Mount</i>	
Front LH / RH	Auto / Manual	MT8001N	<i>Urethane Alternative</i>	
Rear	Auto / Manual	MT8097	<i>To 10/89</i>	
Rear	Auto / Manual	MT8155	<i>From 11/89 Rubber Mount</i>	
Rear	Auto / Manual	MT8155N	<i>From 11/89 Urethane Alternative</i>	

Location	Transmission	Part No	Year & Notes	Engine
FORD				
Falcon	EB, ED	RWD	7/91-8/94	6 Cyl 3.9L, 4.0L
Front LH / RH	Auto / Manual	MT8099	<i>Rubber Mount</i>	
Front LH / RH	Auto / Manual	MT8001N	<i>Urethane Alternative</i>	
Rear	Auto / Manual	MT8155	<i>Rubber Mount</i>	
Rear	Auto / Manual	MT8155N	<i>Urethane Alternative</i>	
Falcon	EB, ED	RWD	7/91-8/94	V8 5.0L Windsor
Front LH	Auto / Manual	MT9269		
Front RH	Auto / Manual	MT9270		
Rear	Auto / Manual	MT8155	<i>Rubber Mount</i>	
Rear	Auto / Manual	MT8155N	<i>Urethane Alternative</i>	
Falcon	EF	RWD	8/94-9/96	6 Cyl 4.0L
Front LH / RH	Auto / Manual	MT8803	<i>Round Mount</i>	
Rear	Auto / Manual	MT8155	<i>Rubber Mount</i>	
Rear	Auto / Manual	MT8155N	<i>Urethane Alternative</i>	
Falcon	EF	RWD	8/94-9/96	V8 5.0L
Front LH / RH	Auto / Manual	MT8804		
Rear	Auto / Manual	MT8155	<i>Rubber Mount</i>	
Rear	Auto / Manual	MT8155N	<i>Urethane Alternative</i>	
Falcon	EL	RWD	9/96-9/98	6 Cyl 4.0L
Front LH / RH	Auto / Manual	MT8803	<i>To 1/97 Round Mount type</i>	
Front LH / RH	Auto / Manual	MT8370	<i>From 2/97 Square Mount use with MTB8370 Bracket</i>	
Front Bracket	Auto / Manual	MTB8370	<i>bracket only- used with MT8370</i>	
Rear	Auto / Manual	MT8155	<i>Rubber Mount</i>	
Rear	Auto / Manual	MT8155N	<i>Urethane Alternative</i>	
Falcon	EL	RWD	9/96-9/98	V8 5.0L
Front LH / RH	Auto / Manual	MT8804		
Rear	Auto / Manual	MT8155	<i>Rubber Mount</i>	
Rear	Auto / Manual	MT8155N	<i>Urethane Alternative</i>	

APPLICATION GUIDE



Location	Transmission	Part No	Year & Notes	Engine
FORD				
Falcon	FG (incl. Ute)	RWD	2/08-on	6 Cyl 4.0L
Front LH / RH	Auto / Manual	MT7023	<i>suits Sedan</i>	
Front LH / RH	Auto / Manual	MT7025	<i>suits Utility & Cab Chassis</i>	
Rear	Auto – 4 Spd	MT7021		
Rear	Auto – 5 Spd	MT7020		
Rear	Auto – 6 Spd	MT7022		
Rear	Manual	MT7021		
Falcon	FG (incl. Ute)	RWD	2/08-on	V8 5.4L
Front LH / RH	Auto / Manual	MT7024		
Rear	Auto – 6 Spd	MT7022		
Rear	Manual	MT7021		
Falcon	XA, XB, XC, XD, XE, XF (incl. Ute)	RWD	3/72-3/93	6 Cyl ALL
Front LH / RH	Auto / Manual	MT8099	<i>Rubber Mount</i>	
Front LH / RH	Auto / Manual	MT8001N	<i>Urethane Alternative</i>	
Rear	Auto / Manual	MT8097		
Falcon	XA, XB, XC, XD, XE	RWD	3/72-10/84	V8 ALL
Front LH / RH	Auto / Manual	MT8095		
Rear	Auto / Manual	MT8097		
Falcon	XH Utility	RWD	4/96-6/99	6 Cyl 4.0L
Front LH / RH	Auto / Manual	MT8803		
Rear	Auto / Manual	MT8155	<i>Rubber Mount</i>	
Rear	Auto / Manual	MT8155N	<i>Urethane Alternative</i>	
Falcon	XH Utility	RWD	10/97-6/99	V8 5.0L Windsor
Front LH / RH	Auto / Manual	MT8804		
Rear	Auto / Manual	MT8155	<i>Rubber Mount</i>	
Rear	Auto / Manual	MT8155N	<i>Urethane Alternative</i>	
Falcon	XW, XY	RWD	1/69-3/72	6 Cyl ALL
Front LH / RH	Auto / Manual	MT8099	<i>Rubber Mount</i>	
Front LH / RH	Auto / Manual	MT8001N	<i>Urethane Alternative</i>	
Rear	Auto / Manual	MT8097		

Location	Transmission	Part No	Year & Notes	Engine
FORD				
Falcon	XR, XT, XW, XY	RWD	9/66-3/72	V8 ALL
<i>Front LH / RH</i>	Auto / Manual	MT8095		
<i>Rear</i>	Auto / Manual	MT8097		
Festiva	WA	FWD	6/91-3/94	4 Cyl 1.3L B3
<i>Front</i>	Auto / Manual	MT8381		
<i>RH Side</i>	Auto	MT8580		
<i>Rear</i>	Auto	MT8380		
Festiva	WB	FWD	1/94-10/97	4 Cyl 1.3L B3
<i>Front</i>	Auto / Manual	MT8347		
<i>RH Side</i>	Auto / Manual	MT8346	<i>To 8/96</i>	
<i>Rear</i>	Auto / Manual	MT8708		
Festiva	WB	FWD	1/94-10/97	4 Cyl 1.5L B5
<i>Front</i>	Auto / Manual	MT8347		
<i>Rear</i>	Auto / Manual	MT8708		
Festiva	WF	FWD	11/97-12/00	4 Cyl 1.3L B3
<i>Front</i>	Auto / Manual	MT8347		
<i>RH Side</i>	Auto / Manual	MT8580		
<i>Rear</i>	Auto / Manual	MT8708		
Festiva	WF	FWD	11/97-12/00	4 Cyl 1.5L B5
<i>Front</i>	Auto / Manual	MT8347		
<i>Rear</i>	Auto / Manual	MT8708		
Fiesta	WP, WQ	FWD	2/04-3/09	4 Cyl 1.6L, 2.0L FYD, Duratec
<i>LH Side</i>	Auto / Manual	MT7191		
<i>RH Side</i>	Auto / Manual	MT7190		
<i>Rear</i>	Auto	MT7225	<i>Roll Stopper</i>	
<i>Rear</i>	Manual	MT7202	<i>Roll Stopper</i>	
Fiesta	WS	FWD	2/09-on	4 Cyl 1.4L Zetec
<i>LH Side</i>	Auto	MT7485		
<i>RH Side</i>	Auto	MT7483		

Location	Transmission	Part No	Year & Notes	Engine
FORD				
Fiesta	WS FWD		1/09-on	4 Cyl 1.6L Zetec
<i>LH Side</i>	Manual	MT7485		
<i>RH Side</i>	Manual	MT7483		
<i>Rear</i>	Manual	MT7484		
Focus	LR FWD		10/02-6/05	4 Cyl 1.8L EYDE
<i>LH Side</i>	Manual	MT7281		
<i>RH Side</i>	Manual	MT9606		
<i>Torque Stopper</i>	Manual	MT9602		
Focus	LR FWD		9/02-4/05	4 Cyl 2.0L 2U
<i>LH Side</i>	Auto	MT7281		
<i>RH Side</i>	Auto / Manual	MT9606		
<i>Torque Stopper</i>	Auto / Manual	MT9602		
Focus	LS, LT FWD		5/05-3/09	4 Cyl 2.0L Duratec
<i>RH Side</i>	Auto / Manual	MT8486		
<i>Rear LH</i>	Auto / Manual	MT8200	<i>Torque Stopper to Transmission</i>	
Focus	LS, LT XR5 FWD		5/06-3/09	5 Cyl 2.5L Duratec
<i>RH Side</i>	Manual	MT8486	<i>MY06/07 Models</i>	
<i>RH Side</i>	Manual	MT7201	<i>MY08 Model</i>	
<i>Rear LH</i>	Manual	MT8200	<i>Torque Stopper to Chassis</i>	
Focus	LV FWD		10/10-on	4 Cyl 2.0L Duratec
<i>RH Side</i>	Auto / Manual	MT8486		
<i>Rear LH</i>	Auto / Manual	MT8200	<i>Torque Stopper to Chassis</i>	
Focus	LV XR5 FWD		1/10-on	5 Cyl 2.5L B524T3
<i>RH Side</i>	Manual	MT7201		
<i>Rear LH</i>	Manual	MT8200	<i>Torque Stopper to Transmission</i>	
Laser	KA, KB FWD		3/81-10/85	4 Cyl 1.3L, 1.5L E3, E5
<i>Front</i>	Auto / Manual	MT8133	<i>From 12/82</i>	

Location	Transmission	Part No	Year & Notes	Engine
FORD				
Laser	KC	FWD	10/85-10/87	4 Cyl 1.3L E3
Front	Manual	MT8121		
RH Side	Manual	MT8266		
Rear	Manual	MT8123		
X-Member Front	Manual	MT8272		
X-Member Rear	Manual	MT8533		
Laser	KC	FWD	10/85-10/87	4 Cyl 1.6L B6
Front	Auto	MT8703		
Front	Manual	MT8121		
RH Side	Auto	MT8165		
RH Side	Manual	MT8266	<i>excluding TX3 Model</i>	
RH Side	Manual	MT9709	<i>TX3 Model only</i>	
Rear	Auto	MT8702		
Rear	Manual	MT8123		
X-Member Front	Auto / Manual	MT8272		
X-Member Rear	Auto / Manual	MT8533		
Laser	KE	FWD	10/87-2/89	4 Cyl 1.3L E3
Front	Manual	MT8121		
RH Side	Manual	MT8266		
Rear	Manual	MT8123		
X-Member Front	Manual	MT8272		
X-Member Rear	Manual	MT8533		
Laser	KE	FWD	10/87-10/94	4 Cyl 1.6L B6
Front	Auto	MT8703		
Front	Manual	MT8121		
RH Side	Auto	MT8165		
RH Side	Manual	MT8266		
Rear	Auto / Manual	MT8123		
X-Member Front	Auto / Manual	MT8272		
X-Member Rear	Auto / Manual	MT8533		
Laser	KE	FWD / 4WD	10/87-4/90	4 Cyl 1.6L B6T
Front	Manual	MT8121	<i>FWD Model</i>	
RH Side	Manual	MT9709		
Rear	Manual	MT8123		
X-Member Front	Manual	MT8272		
X-Member Rear	Manual	MT8533		

APPLICATION GUIDE



Location	Transmission	Part No	Year & Notes	Engine
FORD				
Laser	KF	FWD / 4WD	4/90-10/91	4 Cyl 1.6L, 1.8L B6, BP, BPD
Front		Auto / Manual	MT8166	
LH Side		Auto / Manual	MT8570	<i>To 2/91</i>
LH Side		Auto / Manual	MT8589	<i>From 3/91</i>
RH Side		Auto / Manual	MT8549	
Rear		Auto / Manual	MT8167	
X-Member Front		Auto / Manual	MT8272	
X-Member Rear Upper		Auto / Manual	MT8741	
X-Member Rear Lower		Auto / Manual	MT8742	
Laser	KH	FWD / 4WD	10/91-10/94	4 Cyl 1.6L, 1.8L B6, BP, BPD
Front		Auto / Manual	MT8166	
LH Side		Auto / Manual	MT8589	
RH Side		Auto / Manual	MT8549	
Rear		Auto / Manual	MT8167	
X-Member Front		Auto / Manual	MT8272	
X-Member Rear Upper		Auto / Manual	MT8741	
X-Member Rear Lower		Auto / Manual	MT8742	
Laser	KJ	FWD	10/94-2/99	4 Cyl 1.6L B6
Front		Auto	MT8423	
Front		Manual	MT8407	
LH Side		Auto	MT8426	<i>From 8/95</i>
RH Side		Auto / Manual	MT8427	
Rear		Auto / Manual	MT8424	
Laser	KJ	FWD	10/94-2/99	4 Cyl 1.8L BP, BPE
Front		Auto	MT8423	
Front		Manual	MT8407	
LH Side		Auto	MT8426	
LH Side		Manual	MT8426	<i>To 7/95</i>
RH Side		Auto / Manual	MT8427	
Rear		Auto / Manual	MT8424	
Laser	KN, KQ	FWD	2/99-10/02	4 Cyl 1.6L ZM
Front		Auto / Manual	MT8652	
LH Side		Auto	MT9025	
RH Side		Auto / Manual	MT9023	
Rear		Auto / Manual	MT8739	

Location	Transmission	Part No	Year & Notes	Engine
FORD				
Laser	KN, KQ	FWD	2/99-10/02	4 Cyl 1.8L FP
Front	Auto / Manual	MT8652		
LH Side	Auto	MT9025		
RH Side	Auto / Manual	MT9026		
Rear	Auto	MT8743		
Rear	Manual	MT8739		
Laser	KQ	FWD	4/01-10/02	4 Cyl 2.0L FS
Front	Auto / Manual	MT8652		
LH Side	Auto	MT9025		
RH Side	Auto	MT9026		
RH Side	Manual	MT9029		
Rear	Auto	MT8743		
Rear	Manual	MT9028		
LTD	RWD		11/76-10/79	V8 5.8L Cleveland
Front LH / RH	Auto	MT8095		
Rear	Auto	MT8097		
LTD	AU	RWD	7/99-7/03	6 Cyl 4.0L
Front LH / RH	Auto	MT8803	<i>To 4/00 with VCT</i>	
Front LH / RH	Auto	MT8370	<i>To 4/00 without VCT</i>	
Front LH / RH	Auto	MT9271	<i>From 5/00</i>	
Rear	Auto	MT8155	<i>Rubber Mount</i>	
Rear	Auto	MT8155N	<i>Urethane Alternative</i>	
LTD	AU	RWD	7/99-7/03	V8 5.0L Windsor
Front LH / RH	Auto	MT8804		
Rear	Auto	MT8155	<i>Rubber Mount</i>	
Rear	Auto	MT8155N	<i>Urethane Alternative</i>	
LTD	BA	RWD	7/03-3/05	V8 5.4L
Front LH / RH	Auto	MT9689		
Rear	Auto – 4 Spd	MT9662	<i>To 9/04</i>	
Rear	Auto – 4 Spd	MT9651	<i>From 10/04</i>	

Location	Transmission	Part No	Year & Notes	Engine
FORD				
LTD	BF RWD		9/05-3/08	V8 5.4L
Front LH / RH	Auto	MT9689		
Rear	Auto – 6 Spd	MT9881		
LTD	DA, DB, DC RWD		6/88-3/95	6 Cyl 3.9L
Front LH / RH	Auto	MT8099	<i>Rubber Mount</i>	
Front LH / RH	Auto	MT8001N	<i>Urethane Alternative</i>	
Rear	Auto	MT8155	<i>Rubber Mount</i>	
Rear	Auto	MT8155N	<i>Urethane Alternative</i>	
LTD	DB, DC RWD		8/91-3/95	V8 5.0L Windsor
Front LH	Auto	MT9269		
Front RH	Auto	MT9270		
Rear	Auto	MT8155	<i>Rubber Mount</i>	
Rear	Auto	MT8155N	<i>Urethane Alternative</i>	
LTD	DF, DL RWD		3/95-7/99	V8 5.0L Windsor
Front LH / RH	Auto	MT8804		
Rear	Auto	MT8155	<i>Rubber Mount</i>	
Rear	Auto	MT8155N	<i>Urethane Alternative</i>	
LTD	FC, FD, FE RWD		10/79-6/88	6 Cyl 4.1L
Front LH / RH	Auto	MT8099	<i>Rubber Mount</i>	
Front LH / RH	Auto	MT8001N	<i>Urethane Alternative</i>	
Rear	Auto	MT8097		
LTD	FC, FD RWD		10/79-10/84	V8 5.8L Cleveland
Front LH / RH	Auto	MT8095		
Rear	Auto	MT8097		
Maverick DA	4WD		2/88-9/94	6 Cyl 4.2L TB42, TD42
Front LH / RH	Manual	MT8432	<i>To 2/91</i>	
Front LH / RH	Manual	MT8433	<i>From 3/91</i>	
Rear LH / RH	Manual	MT8431		

Location	Transmission	Part No	Year & Notes	Engine
FORD				
Meteor	GC FWD		10/85-9/87	4 Cyl 1.6L B6
Front	Auto	MT8703		
Front	Manual	MT8121		
RH Side	Auto	MT8165		
RH Side	Manual	MT8266		
Rear	Auto	MT8702		
Rear	Manual	MT8123		
X-Member Front	Auto / Manual	MT8272		
X-Member Rear	Auto / Manual	MT8533		
Mondeo	HB FWD		7/95-12/96	4 Cyl 2.0L HA
Front	Auto	MT9249		
Rear	Auto	MT9015		
Rear	Manual	MT9604		
Mondeo	HC, HD, HE FWD		12/96-4/01	4 Cyl 2.0L HA
Front	Auto	MT9249		
Front	Manual	MT9248		
RH Side	Auto / Manual	MT9096	<i>From 5/98</i>	
Rear	Auto	MT9015		
Rear	Manual	MT9604		
Mondeo	HE FWD		2/00-4/01	V6 2.5L Duratec
Front	Manual	MT9248		
Rear	Manual	MT9604		
Mondeo	MA, MB Turbo Diesel FWD		10/07-on	4 Cyl 2.0L Duratorq
LH Side	Auto	MT7544		
RH Side	Auto	MT7475		
Probe	ST, SU, SV FWD		7/94-8/98	V6 2.5L KL
Front	Auto / Manual	MT8409		
LH Side	Auto	MT8602		
Rear	Auto	MT8386		
Rear	Manual	MT8394		

Location	Transmission	Part No	Year & Notes	Engine
FORD				
Raider	UV 4WD		7/91-7/97	4 Cyl 2.6L G6
Front LH / RH	Auto / Manual	MT8550		
Rear LH	Auto / Manual	MT9091		
Rear Centre	Auto / Manual	MT8577		
Ranger	PJ Turbo Diesel RWD		11/06-3/09	4 Cyl 2.5L WLAT
Front LH / RH	Auto / Manual	MT7330		
Rear	Manual	MT9771		
Ranger	PJ Turbo Diesel RWD		11/06-3/09	4 Cyl 3.0L WEAT
Front LH / RH	Auto / Manual	MT7330		
Rear	Manual	MT9771		
Ranger	PJ Turbo Diesel 4WD		11/06-3/09	4 Cyl 3.0L WEAT
Front LH / RH	Manual	MT7330		
Rear	Manual	MT7517	<i>Mount Insert</i>	
Ranger	PK Turbo Diesel RWD		3/09-on	4 Cyl 3.0L WEAT
Front LH / RH	Manual	MT7330		
Rear	Auto / Manual	MT7517	<i>Mount Insert</i>	
Ranger	PK Turbo Diesel 4WD		3/09-on	4 Cyl 3.0L WEAT
Front LH / RH	Manual	MT7330		
Rear	Auto / Manual	MT7517	<i>Mount Insert</i>	
Spectron RWD / 4WD			5/84-4/90	4 Cyl 1.8L, 2.0L F8, FE
Front LH / RH	Auto / Manual	MT8173		
Rear	Auto / Manual	MT8176	<i>re-use Balance Weight if Required</i>	
Telstar	AR FWD		5/83-9/85	4 Cyl 2.0L FE
Front	Auto / Manual	MT8045		
Engine Steady	Auto	MT8109		
Rear	Auto	MT8105		

Location	Transmission	Part No	Year & Notes	Engine
FORD				
Telstar AS FWD				
			9/85-10/87	4 Cyl 2.0L FE
Front	Auto / Manual	MT8045	<i>excluding Turbo Model</i>	
Front	Manual	MT9977	<i>TX5 Turbo Model</i>	
Engine Steady	Auto	MT8109		
Rear	Auto	MT8105		
Telstar AT FWD				
			10/87-1/90	4 Cyl 2.0L FE
Front	Auto / Manual	MT8025		
LH Side	Auto	MT8170		
RH Side	Auto / Manual	MT8530		
Telstar AT FWD				
			10/87-1/90	4 Cyl 2.2L F2
Front	Auto – 3 Spd	MT8025		
Front	Auto – 4 Spd	MT8169		
Front	Manual	MT8025		
LH Side	Auto – 3/4 Spd	MT8170		
RH Side	Auto / Manual	MT8530	<i>excluding Turbo Model</i>	
Rear	Auto – 4 Spd	MT8171	<i>excluding Turbo Model</i>	
Rear	Auto – 4 Spd	MT9726	<i>TX5 Turbo Model</i>	
Telstar AV FWD				
			1/90-1/92	4 Cyl 2.2L F2
Front	Auto – 4 Spd	MT8169		
Front	Manual	MT8025		
LH Side	Auto	MT8170		
RH Side	Auto / Manual	MT8530	<i>excluding Turbo Model</i>	
Rear	Auto	MT9726		
Telstar AX, AY FWD				
			12/92-7/96	4 Cyl / V6 2.0L, 2.5L FS, KL
Front	Auto / Manual	MT8409		
LH Side	Auto	MT8602		
RH Side	Auto / Manual	MT8548		
Rear	Auto	MT8386		
Rear	Manual	MT8394		
X-Member Front	Auto / Manual	MT8272		
X-Member Centre	Auto	MT8712		
X-Member Centre	Manual	MT8711		
X-Member Rear Upper	Auto / Manual	MT8741		
X-Member Rear Lower	Auto / Manual	MT8742		

Location	Transmission	Part No	Year & Notes	Engine
FORD				
Territory SX, SY	RWD		4/04-on	6 Cyl 4.0L
Front LH / RH	Auto	MT9850		
Rear	Auto – 4 Spd	MT9662	<i>To 10/05 Barra 182 Model</i>	
Rear	Auto – 4 Spd	MT9651	<i>From 10/05 Barra 190 Model</i>	
Territory SX, SY	AWD		4/04-on	6 Cyl 4.0L
Front LH / RH	Auto	MT9850		
Rear	Auto – 4 Spd	MT9849	<i>Barra 182 Model</i>	
Rear	Auto – 6 Spd	MT9881	<i>Barra 190 Model</i>	
Trader 409 4x2			5/84-11/95	4 Cyl 3.5L SL
Front LH / RH	Manual	MT9093		
Rear LH / RH	Manual	MT9094		
Trader 811 4x2			1/83-10/89	6 Cyl 4.1L ZB
Front LH / RH	Manual	MT9095		
Rear LH / RH	Manual	MT9198		
Transit 115, 125, 175	RWD		5/73-12/83	6 Cyl 4.1L
Front LH / RH	Auto / Manual	MT8099	<i>Rubber Mount</i>	
Front LH / RH	Auto / Manual	MT8001N	<i>Urethane Alternative</i>	
Rear	Auto / Manual	MT8097		
Transit VF, VG, VF	RWD		4/96-12/00	4 Cyl 2.0L, 2.5L
Front LH	Auto / Manual	MT9967		
Front RH	Auto / Manual	MT9966		
Transit VH	RWD		12/00-4/05	4 Cyl 2.4L 1J
Front LH	Manual	MT7518		
Front RH	Manual	MT7545		
Transit VJ Turbo Diesel	RWD		4/04-12/06	4 Cyl 2.4L
Front LH	Manual- 5 Spd	MT7518		
Front RH	Manual- 5 Spd	MT7545		
Front LH / RH	Manual- 6 Spd	MT7470		

Location	Transmission	Part No	Year & Notes	Engine
FORD				
Transit VM RWD			3/06-on	4 Cyl 2.3L Duratec
Front LH / RH	Auto / Manual	MT7470		
Transit VM FWD			3/06-on	4 Cyl 2.2L QFA
LH Side	Manual	MT7542		
Rear	Manual	MT7535		
HOLDEN				
Adventra VZ AWD			2/05-1/09	V6 3.6L
Front LH / RH	Auto	MT7019		
Rear	Auto	MT7018	<i>Transfer case</i>	
Adventra VZ AWD			9/03-1/06	V8 5.7L Gen 3, 4
Front LH / RH	Auto	MT9590		
Rear	Auto	MT7018		
Apollo JK, JL FWD			8/89-2/93	4 Cyl 2.0L 3SFC, 3SFE
Front	Auto	MT8279		
Front	Manual	MT8280		
LH Side	Auto / Manual	MT8393		
RH Side	Auto / Manual	MT8914		
Centre	Auto / Manual	MT8357	<i>To 8/91</i>	
Rear	Auto	MT8244		
Rear	Manual	MT9668		
Apollo JM, JP FWD			2/93-6/97	4 Cyl 2.2L 5SFE
Front	Auto	MT8373		
Front	Manual	MT8384		
LH Side	Auto / Manual	MT8377		
Engine Steady RH	Auto / Manual	MT8397		
Rear	Auto	MT8372		
Rear	Manual	MT8385		

Location	Transmission	Part No	Year & Notes	Engine
HOLDEN				
Apollo	JM, JP	FWD	2/93-6/97	V6 3.0L 3VZFE
Front	Auto	MT8607		
LH Side	Auto	MT8376		
Engine Steady RH	Auto	MT8398		
Rear	Auto	MT8378	<i>Mount Insert 80mm OD / 12mm Tube Hole</i>	
Astra	LD	FWD	7/87-12/89	4 Cyl 1.6L, 1.8L 16LF, 18LE
Front	Auto / Manual	MT8081		
LH Side	Auto / Manual	MT8437	<i>Complete Assembly</i>	
LH Side	Auto / Manual	MT8802	<i>Mount Insert 82mm OD / 48mm Width</i>	
RH Side	Manual	MT8439	<i>Complete Assembly</i>	
RH Side	Auto / Manual	MT8802	<i>Mount Insert 82mm OD / 48mm Width</i>	
Rear Lower	Auto	MT9618	<i>Complete Assembly</i>	
Rear Lower	Manual	MT8436	<i>Complete Assembly</i>	
Rear Lower	Manual	MT8802	<i>Mount Insert 82mm OD / 48mm Width</i>	
Rear Upper	Auto / Manual	MT8435		
Astra	TR	FWD	8/96-9/98	4 Cyl 1.6L C16SE
Front LH	Auto / Manual	MT8199		
Front RH	Auto / Manual	MT8752	<i>with Air Conditioning</i>	
Astra	TR	FWD	8/96-9/98	4 Cyl 1.8L C18SE
Front LH	Manual	MT8754		
Front RH	Auto / Manual	MT8817		
Rear	Auto / Manual	MT9588		
Astra	TR	FWD	8/96-9/98	4 Cyl 2.0L X20XE
Front LH	Manual	MT8754		
Front RH	Manual	MT8817		
Rear	Manual	MT9588		
Astra	TS	FWD	9/98-4/06	4 Cyl 1.8L Z18XE
Front	Auto	MT9591		
Front	Manual	MT9593		
LH Side	Auto	MT9595		
LH Side	Manual	MT9594		
RH Side	Auto / Manual	MT9598		
Rear	Auto / Manual	MT9592		

Location	Transmission	Part No	Year & Notes	Engine
HOLDEN				
Astra	TS FWD		4/03-6/04	4 Cyl 2.0L Z20LET
<i>Front</i>	Manual	MT8175		
<i>LH Side</i>	Manual	MT9596		
<i>Rear</i>	Manual	MT9586		
Astra	TS FWD		10/01-12/06	4 Cyl 2.2L Z22SE, X22XE
<i>Front</i>	Auto	MT7371		
<i>Front</i>	Manual	MT8175		
<i>LH Side</i>	Auto	MT9597		
<i>LH Side</i>	Manual	MT9596		
<i>Rear</i>	Auto / Manual	MT9586		
Astra	AH FWD		9/04-1/10	4 Cyl 1.8L Z18XE, Z18XER
<i>Front</i>	Auto	MT9591		
<i>Front</i>	Manual	MT9846		
<i>LH Side</i>	Auto	MT7127		
<i>LH Side</i>	Manual	MT7126		
<i>RH Side</i>	Auto / Manual	MT9847		
<i>Rear</i>	Auto / Manual	MT9592	<i>3 Door Hatch</i>	
<i>Rear</i>	Auto / Manual	MT9586	<i>5 Door Hatch & Wagon</i>	
Astra	AH Turbo Diesel FWD		5/06-4/09	4 Cyl 1.9L Z19D
<i>LH Side</i>	Manual	MT7128		
<i>RH Side</i>	Manual	MT7188		
<i>Rear</i>	Manual	MT9586		
Astra	AH FWD		5/06-12/09	4 Cyl 2.0L Z20LER
<i>LH Side</i>	Manual	MT7127		
<i>Rear</i>	Manual	MT9586		
Astra	AH FWD		12/06-12/09	4 Cyl 2.2L Z22YH
<i>LH Side</i>	Auto	MT7128		
<i>LH Side</i>	Manual	MT7127		
<i>Rear</i>	Auto	MT9586		

Location	Transmission	Part No	Year & Notes	Engine
HOLDEN				
Barina	MF, MH	FWD	1/89-4/94	4 Cyl 1.3L G13B
<i>LH Side</i>	Auto / Manual	MT8388		
<i>RH Side</i>	Auto / Manual	MT8382		
<i>Rear</i>	Auto	MT8579		
<i>Rear</i>	Manual	MT8389		
Barina	SB	FWD	4/94-4/01	4 Cyl 1.2L, 1.4L, 1.6L All
<i>LH Side</i>	Auto / Manual	MT8765		
<i>RH Side</i>	Auto / Manual	MT8758		
<i>Rear</i>	Auto / Manual	MT8774		
Barina	TK	FWD	10/05-on	4 Cyl 1.6L F16D
<i>RH Side</i>	Auto	MT7337		
<i>RH Side</i>	Manual	MT7336		
Barina	XC	FWD	4/01-10/05	4 Cyl 1.4L Z14XE
<i>Front</i>	Manual	MT7186		
<i>LH Side</i>	Auto / Manual	MT7187		
<i>RH Side</i>	Auto / Manual	MT7200		
<i>Torque Rod- Upper</i>	Auto / Manual	MT7228	<i>To Chassis</i>	
<i>Torque Rod- Lower</i>	Auto / Manual	MT7229	<i>To Block</i>	
Barina	XC	FWD	1/04-10/05	4 Cyl 1.4L Z14XEP
<i>Front</i>	Manual	MT7186		
<i>LH Side</i>	Manual	MT7187		
<i>RH Side</i>	Manual	MT7125		
<i>Torque Rod- Upper</i>	Manual	MT7228	<i>To Chassis</i>	
<i>Torque Rod- Lower</i>	Manual	MT7229	<i>To Block</i>	
Barina	XC	FWD	9/01-10/05	4 Cyl 1.8L Z18XE
<i>Front</i>	Manual	MT7186		
<i>LH Side</i>	Manual	MT7124		
<i>RH Side</i>	Manual	MT7200		
<i>Torque Rod- Upper</i>	Manual	MT7228	<i>To Chassis</i>	
<i>Torque Rod- Lower</i>	Manual	MT7229	<i>To Block</i>	

Location	Transmission	Part No	Year & Notes	Engine
HOLDEN				
Calibra	YE95 FWD		10/91-11/97	4 Cyl 2.0L X20XEV
<i>Front LH</i>	Manual	MT8754		
<i>Front RH</i>	Manual	MT8817		
<i>Rear</i>	Manual	MT9588		
Camira	JB, JB, JD, JE FWD		8/82-7/89	4 Cyl ALL
<i>Front LH</i>	Auto / Manual	MT8275		
<i>Front RH</i>	Auto / Manual	MT8002N	<i>Urethane Mount</i>	
Captiva	CG Turbo Diesel FWD / AWD		3/07-1/11	4 Cyl 2.0L Z20S1T
<i>Front</i>	Auto / Manual	MT7339		
<i>RH Side</i>	Auto / Manual	MT7346		
<i>Rear</i>	Auto / Manual	MT7341		
Captiva	CG5 FWD / AWD		9/09-2/11	4 Cyl 2.4L Z24SED
<i>Front</i>	Auto	MT7340	<i>suits AWD</i>	
<i>Rear</i>	Auto / Manual	MT7342	<i>All</i>	
Captiva	CG 4WD		10/06-2/11	V6 3.2L Alloytech
<i>Front</i>	Auto	MT7340		
<i>RH Side</i>	Auto	MT7338		
<i>Rear</i>	Auto	MT7342		
Colorado RC	RWD		7/08-5/12	4 Cyl 2.4L Y24SE
<i>Front LH</i>	Manual	MT9225		
<i>Rear</i>	Manual	MT9008		
Colorado RC	RWD / 4WD		7/08-5/12	4 Cyl 3.0L 4JJ1-TC
<i>Front LH</i>	Auto / Manual	MT9006		
<i>Front RH</i>	Auto / Manual	MT9005		
<i>Rear</i>	Auto	MT7270		
<i>Rear</i>	Manual	MT9008		

Location	Transmission	Part No	Year & Notes	Engine
HOLDEN				
Colorado RC	4WD		7/08-5/12	V6 3.6L HFV6
<i>Front LH</i>	Auto / Manual	MT9227		
<i>Front RH</i>	Auto / Manual	MT9226		
Combo Van	SB FWD		2/96-9/02	4 Cyl 1.4L C14 NZ, C14SE
<i>LH Side</i>	Manual	MT8765	<i>without Power Steering & Air Con</i>	
<i>RH Side</i>	Manual	MT8758	<i>without Power Steering & Air Con</i>	
<i>Rear</i>	Manual	MT8774		
Combo Van	XC FWD		1/06-4/09	4 Cyl 1.4L Z14XEP
<i>Front</i>	Manual	MT7186		
<i>LH Side</i>	Manual	MT7187		
<i>RH Side</i>	Manual	MT7125		
<i>Torque Rod- Upper</i>	Manual	MT7228	<i>To Chassis</i>	
<i>Torque Rod- Lower</i>	Manual	MT7229	<i>To Block</i>	
Combo Van	XC FWD		9/02-1/06	4 Cyl 1.6L Z16SE
<i>LH Side</i>	Manual	MT7187	<i>To Vin No. 33999999</i>	
<i>LH Side</i>	Manual	MT7124	<i>From Vin No. 43000001</i>	
<i>RH Side</i>	Manual	MT7200		
Commodore	VB, VC RWD		11/78-10/81	6 Cyl 2.8L, 3.3L
<i>Front LH / RH</i>	Auto / Manual	MT8101	<i>Rubber Mount</i>	
<i>Front LH / RH</i>	Auto / Manual	MT8101N	<i>Urethane Alternative</i>	
<i>Rear</i>	Auto / Manual	MT8093		
Commodore	VB, VC RWD		11/78-10/81	V8 4.2L, 5.0L
<i>Front LH / RH</i>	Auto / Manual	MT8103		
<i>Rear</i>	Auto / Manual	MT8093	<i>Auto with Trimatic Transmission</i>	
<i>Rear</i>	Auto	MT8805	<i>TH350 Turbo Transmission</i>	
<i>Rear</i>	Auto	MT8008	<i>TH400 Turbo Transmission</i>	

Location	Transmission	Part No	Year & Notes	Engine
HOLDEN				
Commodore	VE, VF (incl. Ute)	RWD	7/06-on	V6 3.0L, 3.6L
Front LH / RH	Auto / Manual	MT9884		
Rear	Auto – 5 Spd	MT9882	<i>To 2/08 & Vin No. 8L144912 – check image</i>	
Rear	Auto – 5 Spd	MT7026	<i>From 2/08 & Vin No. 8L144913 – check image</i>	
Rear	Auto – 6 Spd	MT7026		
Rear	Manual	MT9882	<i>To 5/10 & Vin No. AL457131</i>	
Rear	Manual	MT9883	<i>From 5/10 & Vin No. AL457132</i>	
Commodore	VE (incl. Ute)	RWD	7/06-on	V8 6.0L, 6.2L Gen 4
Front LH / RH	Auto / Manual	MT9885		
Rear	Auto / Manual	MT9883		
Commodore	VG Utility	RWD	8/90-1/92	V6 3.8L
Front LH / RH	Auto / Manual	MT8006		
Rear	Auto / Manual	MT8390		
Commodore	VG Utility	RWD	8/90-1/92	V8 5.0L
Front LH / RH	Auto / Manual	MT8103		
Rear	Auto	MT8805		
Rear	Manual	MT8390		
Commodore	VH, VK	RWD	10/81-3/86	6 Cyl 2.8L, 3.3L
Front LH / RH	Auto / Manual	MT8101	<i>Rubber Mount</i>	
Front LH / RH	Auto / Manual	MT8101N	<i>Urethane Alternative</i>	
Rear	Auto / Manual	MT8093		
Commodore	VH, VK	RWD	10/81-3/86	V8 4.2L, 5.0L
Front LH / RH	Auto / Manual	MT8103		
Rear	Auto / Manual	MT8093	<i>Auto with Trimatic Transmission</i>	
Rear	Auto	MT8805	<i>TH350 Turbo Transmission</i>	
Rear	Auto	MT8008	<i>TH400 Turbo Transmission</i>	
Commodore	VL	RWD	3/86-8/88	6 Cyl 3.0L RB30E
Front LH / RH	Auto / Manual	MT8395		
Rear LH	Auto	MT8383		
Rear RH	Auto	MT8391		
Rear	Manual	MT8182		

Location	Transmission	Part No	Year & Notes	Engine
----------	--------------	---------	--------------	--------

HOLDEN

Commodore	VL Turbo	RWD	3/86-1/88	6 Cyl 3.0L RB30ET
------------------	-----------------	------------	------------------	--------------------------

<i>Front LH / RH</i>	Auto / Manual	MT8395		
<i>Rear LH</i>	Auto	MT8383		
<i>Rear RH</i>	Auto	MT8391		
<i>Rear</i>	Manual	MT8182		

Commodore	VL	RWD	3/86-8/88	V8 5.0L
------------------	-----------	------------	------------------	----------------

<i>Front LH / RH</i>	Auto / Manual	MT8103		
<i>Rear</i>	Auto / Manual	MT8093		

Commodore	VN	RWD	8/88-10/91	V6 3.8L
------------------	-----------	------------	-------------------	----------------

<i>Front LH / RH</i>	Auto / Manual	MT8006		
<i>Rear</i>	Auto / Manual	MT8390		

Commodore	VN	RWD	3/89-10/91	V8 5.0L
------------------	-----------	------------	-------------------	----------------

<i>Front LH / RH</i>	Auto / Manual	MT8103		
<i>Rear</i>	Auto	MT8805		

Commodore	VP (incl. Ute)	RWD	10/91-7/93	V6 3.8L
------------------	-----------------------	------------	-------------------	----------------

<i>Front LH / RH</i>	Auto / Manual	MT8006		
<i>Rear</i>	Auto / Manual	MT8390	<i>To Vin No. L569610 & L620737</i>	
<i>Rear</i>	Auto / Manual	MT8371	<i>From Vin No. L569611 & L620738</i>	

Commodore	VP (incl. Ute)	RWD	10/91-7/93	V8 5.0L
------------------	-----------------------	------------	-------------------	----------------

<i>Front LH / RH</i>	Auto / Manual	MT8103		
<i>Rear</i>	Auto	MT8805		
<i>Rear</i>	Manual	MT8390		

Commodore	VR (incl. Ute)	RWD	7/93-4/95	V6 3.8L
------------------	-----------------------	------------	------------------	----------------

<i>Front LH / RH</i>	Auto / Manual	MT8006		
<i>Rear</i>	Auto	MT8371		
<i>Rear</i>	Manual	MT8390		

Location	Transmission	Part No	Year & Notes	Engine
HOLDEN				
Commodore	VR (incl. Ute)	RWD	7/93-4/95	V8 5.0L
Front LH / RH	Auto / Manual	MT8103		
Rear	Auto	MT8805		
Rear	Manual	MT8390		
Commodore	VS (incl. Ute)	RWD	4/95-12/98	V6 3.8L
Front LH / RH	Auto / Manual	MT8006		
Rear	Auto / Manual	MT8371		
Commodore	VS (incl. Ute)	RWD	4/95-8/97	V8 5.0L
Front LH / RH	Auto / Manual	MT8103		
Rear	Auto	MT8371	<i>4L60E with Full Circle Transmission</i>	
Rear	Auto	MT8805	<i>4L60E without Full Circle Transmission</i>	
Rear	Manual	MT8390	<i>Sedan, Wagon</i>	
Rear	Manual	MT8371	<i>Utility</i>	
Commodore	VT	RWD	8/97-10/00	V6 3.8L
Front LH / RH	Auto / Manual	MT8006		
Rear	Auto / Manual	MT8371		
Commodore	VT	RWD	8/97-6/99	V8 5.0L
Front LH / RH	Auto / Manual	MT8103		
Rear	Auto / Manual	MT8371		
Commodore	VT	RWD	9/97-1/00	V8 5.7L Gen 3
Front LH / RH	Auto / Manual	MT8103	<i>To 6/99 Series 1</i>	
Front LH / RH	Auto / Manual	MT8806	<i>From 7/99 Series 2</i>	
Rear	Auto	MT8807		
Rear	Manual	MT8371		
Commodore	VU Utility	RWD	1/01-8/01	V6 3.8L
Front LH / RH	Auto / Manual	MT8006		
Rear	Auto	MT8371	<i>To Vin No. L903220</i>	
Rear	Auto	MT8808	<i>From Vin No. L903221</i>	
Rear	Manual	MT8371	<i>To Vin No. L884207</i>	
Rear	Manual	MT8809	<i>From Vin No. L884208</i>	

Location	Transmission	Part No	Year & Notes	Engine
HOLDEN				
Commodore	VU Utility RWD		1/01-8/01	V8 5.7L Gen 3
Front LH / RH	Auto / Manual	MT8806		
Rear	Auto	MT8807		
Rear	Manual	MT8371		
Commodore	VX (incl. Ute) RWD		8/00-9/02	V6 3.8L
Front LH / RH	Auto / Manual	MT8006		
Rear	Auto	MT8371		
Rear	Manual	MT8371	<i>To Chassis No. L884207</i>	
Rear	Manual	MT8809	<i>From Chassis No. L884208</i>	
Commodore	VX (incl. Ute) RWD		8/00-9/02	V8 5.7L Gen 3
Front LH / RH	Auto / Manual	MT8806		
Rear	Auto	MT8807		
Rear	Manual	MT8371		
Commodore	VY (incl. Ute) RWD		9/02-8/04	V6 3.8L
Front LH / RH	Auto / Manual	MT8006		
Rear	Auto	MT8808		
Rear	Manual	MT8809		
Commodore	VY (incl. Ute) RWD		9/02-10/04	V8 5.7L Gen 3
Front LH / RH	Auto / Manual	MT8806		
Rear	Auto	MT8807		
Rear	Manual	MT8371		
Commodore	VY Crewman AWD		10/03-3/05	V8 5.7L Gen 3
Front LH / RH	Auto	MT9590		
Rear	Auto	MT7018		
Commodore	VZ Sedan, Wagon RWD		9/04-1/09	V6 3.6L
Front LH	Auto / Manual	MT9613		
Front RH	Auto / Manual	MT9642		
Rear	Auto – 4 Spd	MT8808		
Rear	Auto – 5 Spd	MT8371	<i>To Vin No. L546526</i>	
Rear	Auto – 5 Spd	MT7026	<i>From Vin No. L546527</i>	
Rear	Manual	MT8808		

Location	Transmission	Part No	Year & Notes	Engine
----------	--------------	---------	--------------	--------

HOLDEN

Commodore	VZ	Sedan, Wagon	RWD	8/04-12/06	V8 5.7L Gen 3
------------------	-----------	---------------------	------------	-------------------	----------------------

<i>Front LH / RH</i>	Auto / Manual	MT8806			
----------------------	---------------	---------------	--	--	--

<i>Rear</i>	Auto	MT8807			
-------------	------	---------------	--	--	--

<i>Rear</i>	Manual	MT8371			
-------------	--------	---------------	--	--	--

Commodore	VZ	Sedan, Wagon	RWD	1/06-7/06	V8 6.0L Gen 4
------------------	-----------	---------------------	------------	------------------	----------------------

<i>Front LH / RH</i>	Auto / Manual	MT9885			
----------------------	---------------	---------------	--	--	--

<i>Rear</i>	Auto / Manual	MT9883			
-------------	---------------	---------------	--	--	--

Commodore	VZ	Crewman	RWD	5/05-1/06	V6 3.6L 175kW
------------------	-----------	----------------	------------	------------------	----------------------

<i>Front LH</i>	Auto / Manual	MT9613			
-----------------	---------------	---------------	--	--	--

<i>Front RH</i>	Auto / Manual	MT9642			
-----------------	---------------	---------------	--	--	--

<i>Rear</i>	Auto / Manual	MT8808			
-------------	---------------	---------------	--	--	--

Commodore	VZ	Cross 6 Ute, Cab	AWD	2/05-1/06	V6 3.6L 175kW
------------------	-----------	-------------------------	------------	------------------	----------------------

<i>Front LH / RH</i>	Auto	MT7019			
----------------------	------	---------------	--	--	--

<i>Rear</i>	Auto	MT7018	<i>Transfer Case Mount</i>		
-------------	------	---------------	----------------------------	--	--

Commodore	VZ	Cross 8 Ute, Cab	AWD	2/05-1/06	V8 5.7L Gen 3
------------------	-----------	-------------------------	------------	------------------	----------------------

<i>Front LH / RH</i>	Auto	MT9590			
----------------------	------	---------------	--	--	--

<i>Rear</i>	Auto	MT7018			
-------------	------	---------------	--	--	--

Commodore	VZ	Maloo	RWD	10/04-10/07	V8 6.0L Gen 4
------------------	-----------	--------------	------------	--------------------	----------------------

<i>Front LH / RH</i>	Auto / Manual	MT8806			
----------------------	---------------	---------------	--	--	--

<i>Rear</i>	Auto	MT8807			
-------------	------	---------------	--	--	--

<i>Rear</i>	Manual	MT8371			
-------------	--------	---------------	--	--	--

Drover	QB	4WD		2/85-12/87	4 Cyl 1.3L G13A
---------------	-----------	------------	--	-------------------	------------------------

<i>Front LH / RH</i>	Manual	MT8186			
----------------------	--------	---------------	--	--	--

<i>Rear</i>	Manual	MT7348	<i>Engine side</i>		
-------------	--------	---------------	--------------------	--	--

<i>Transmission LH / RH</i>	Manual	MT9826	<i>Transfer Case</i>		
-----------------------------	--------	---------------	----------------------	--	--

Location	Transmission	Part No	Year & Notes	Engine
----------	--------------	---------	--------------	--------

HOLDEN

Epica	EP FWD		3/07-7/08	6 Cyl 2.0L X20D1
--------------	---------------	--	------------------	-------------------------

<i>Front</i>	Auto / Manual	MT7344		
<i>LH Side</i>	Auto / Manual	MT7374		
<i>RH Side</i>	Auto / Manual	MT7373		
<i>Rear</i>	Auto / Manual	MT7345		

Epica	EP CDTi Turbo Diesel FWD		1/08-2/11	4 Cyl 2.0L Z20S1T
--------------	---------------------------------	--	------------------	--------------------------

<i>Front</i>	Auto	MT7377		
<i>LH Side</i>	Auto	MT7376		
<i>RH Side</i>	Auto	MT7375		
<i>Rear</i>	Auto	MT7378		

Epica	EP CDXi FWD		3/07-10/11	6 Cyl 2.5L X25D1
--------------	--------------------	--	-------------------	-------------------------

<i>Front</i>	Auto / Manual	MT7344		
<i>LH Side</i>	Auto / Manual	MT7374		
<i>RH Side</i>	Auto / Manual	MT7373		
<i>Rear</i>	Auto / Manual	MT7345		

Frontera	UES30 4WD		2/99-1/01	4 Cyl 2.2L X22SE
-----------------	------------------	--	------------------	-------------------------

<i>Front LH</i>	Manual	MT9004		
<i>Front RH</i>	Manual	MT9003		
<i>Rear</i>	Manual	MT9000		

Frontera	UES25 4WD		2/99-4/04	V6 3.2L 6VD1
-----------------	------------------	--	------------------	---------------------

<i>Front LH</i>	Auto / Manual	MT8485	<i>From 2/01</i>	
<i>Front RH</i>	Auto / Manual	MT8484	<i>From 2/01</i>	
<i>Rear</i>	Auto / Manual	MT9000		

Holden	EH to WB RWD		8/63-12/84	6 Cyl ALL
---------------	---------------------	--	-------------------	------------------

<i>Front LH / RH</i>	Auto / Manual	MT8101	<i>Rubber Mount</i>	
<i>Front LH / RH</i>	Auto / Manual	MT8101N	<i>Urethane Alternative</i>	
<i>Rear</i>	Auto / Manual	MT8093		

Location	Transmission	Part No	Year & Notes	Engine
HOLDEN				
Holden	HQ to WB	RWD	7/71-12/84	V8 ALL
<i>Front LH / RH</i>	Auto / Manual	MT8103		
<i>Rear</i>	Auto / Manual	MT8093	<i>Auto with Trimatic Transmission</i>	
<i>Rear</i>	Auto	MT8805	<i>TH350 Turbo Transmission</i>	
<i>Rear</i>	Auto	MT8008	<i>TH400 Turbo Transmission</i>	
Jackaroo	UBS13	4WD	11/81-8/85	4 Cyl 2.0L G200Z <i>NZ Model – Big Horn</i>
<i>Front LH</i>	Manual	MT8188		
<i>Front RH</i>	Manual	MT8189		
Jackaroo	UBS16	4WD	8/85-4/92	4 Cyl 2.3L 4ZD1 <i>NZ Model – Big Horn</i>
<i>Front LH</i>	Manual	MT8188	<i>To 1/87 & Vin No. 4524288</i>	
<i>Front LH</i>	Manual	MT8515	<i>From 2/87 & Vin No. 4524289</i>	
<i>Front RH</i>	Manual	MT8189	<i>To 1/87 & Vin No. 4524288</i>	
<i>Front RH</i>	Manual	MT8514	<i>From 2/87 & Vin No. 4524289</i>	
Jackaroo	UBS17	4WD	8/85-4/92	4 Cyl 2.6L 4ZE1 <i>NZ Model – Big Horn</i>
<i>Front LH</i>	Auto / Manual	MT8515	<i>To 11/89</i>	
<i>Front LH</i>	Auto / Manual	MT8834	<i>From 12/89</i>	
<i>Front RH</i>	Auto / Manual	MT8514	<i>To 11/89</i>	
<i>Rear</i>	Manual	MT8836		
Jackaroo	UBS25	4WD	4/92-2/98	V6 3.2L 6VD1 <i>NZ Model – Big Horn</i>
<i>Front LH</i>	Auto / Manual	MT8654		
<i>Front RH</i>	Auto / Manual	MT8653		
<i>Rear</i>	Auto / Manual	MT8535	<i>To 4/96</i>	
<i>Rear</i>	Auto / Manual	MT9000	<i>From 5/96</i>	
Jackaroo	UBS26	4WD	2/98-4/04	V6 3.5L 6VE1 <i>NZ Model – Big Horn</i>
<i>Front LH</i>	Auto / Manual	MT8615		
<i>Front RH</i>	Auto / Manual	MT8614		
<i>Rear</i>	Auto	MT8838		
<i>Rear</i>	Manual	MT8835		

Location	Transmission	Part No	Year & Notes	Engine
----------	--------------	---------	--------------	--------

HOLDEN

Jackaroo	UBS55 Turbo Diesel	4WD	8/90-4/92	4 Cyl 2.8L 4JB1T <i>NZ Model – Big Horn</i>
-----------------	---------------------------	------------	------------------	--

<i>Front LH</i>	Manual	MT8555
<i>Front RH</i>	Manual	MT8511
<i>Rear</i>	Manual	MT8535

Jackaroo	UBS69	4WD	4/92-2/98	4 Cyl 3.1L 4JG2 <i>NZ Model – Big Horn</i>
-----------------	--------------	------------	------------------	---

<i>Front LH</i>	Manual	MT8515
<i>Front RH</i>	Manual	MT8999
<i>Rear</i>	Manual	MT8734

Jackaroo	UBS73 Turbo Diesel	4WD	9/99-4/04	4 Cyl 3.0L 4JX1 <i>NZ Model – Big Horn</i>
-----------------	---------------------------	------------	------------------	---

<i>Front LH</i>	Auto / Manual	MT9111
<i>Front RH</i>	Auto / Manual	MT9110

Monaro V2	RWD	12/01-1/03	V6 3.8L
------------------	------------	-------------------	----------------

<i>Front LH / RH</i>	Auto	MT8006
<i>Rear</i>	Auto	MT8371

Monaro V2, VZ	RWD	12/01-6/06	V8 5.7L Gen 3
----------------------	------------	-------------------	----------------------

<i>Front LH / RH</i>	Auto / Manual	MT8806
<i>Rear</i>	Auto	MT8807
<i>Rear</i>	Manual	MT8371

Monaro VZ	RWD	8/06-10/07	V8 6.0L LS2
------------------	------------	-------------------	--------------------

<i>Front LH / RH</i>	Auto / Manual	MT9885
<i>Rear</i>	Auto / Manual	MT9883

Nova LE, LF	FWD	8/89-10/92	4 Cyl 1.4L 6AFC
--------------------	------------	-------------------	------------------------

<i>Front</i>	Manual	MT8254
<i>RH Side</i>	Manual	MT8551
<i>Rear</i>	Manual	MT8413

Location	Transmission	Part No	Year & Notes	Engine
----------	--------------	---------	--------------	--------

HOLDEN

Nova	LE, LF	FWD	8/89-10/94	4 Cyl 1.6L 4AFC, 4AFE
-------------	---------------	------------	-------------------	------------------------------

Front	Auto	MT8412		
Front	Manual	MT8254		
LH Side	Auto – 4 Spd	MT8185		
RH Side	Auto / Manual	MT8551		
Rear	Auto	MT8450		
Rear	Manual	MT8413		

Nova	LF	FWD	10/92-10/94	4 Cyl 1.8L 7AFE
-------------	-----------	------------	--------------------	------------------------

Front	Auto / Manual	MT8900		
RH Side	Auto / Manual	MT8913		
Rear	Auto	MT8450		
Rear	Manual	MT8413		

Nova	LG	FWD	10/94-9/96	4 Cyl 1.6L 4AFE
-------------	-----------	------------	-------------------	------------------------

Front	Auto / Manual	MT8412		
LH Side	Auto	MT8415		
LH Side	Manual	MT9629		
RH Side	Auto / Manual	MT8410	<i>Angled support has matching hole on vehicle</i>	
Rear	Auto	MT8413		
Rear	Manual	MT8411		

Nova	LG	FWD	10/94-9/96	4 Cyl 1.8L 7AFE
-------------	-----------	------------	-------------------	------------------------

Front	Auto	MT8412		
Front	Manual	MT9643		
LH Side	Auto	MT8415		
RH Side	Auto / Manual	MT8410	<i>Angled support has matching hole on vehicle</i>	
Rear	Auto	MT8413		
Rear	Manual	MT8411		

Rodeo	KB25 to KB28	RWD	1/78-7/85	4 Cyl ALL All
--------------	---------------------	------------	------------------	----------------------

Front LH	Manual	MT8188		
Front RH	Manual	MT8189		

Location	Transmission	Part No	Year & Notes	Engine
HOLDEN				
Rodeo	R9 RWD		6/98-2/03	4 Cyl 2.2L C22NE
Front LH	Manual	MT8515	<i>To 9/99</i>	
Front LH	Manual	MT8483	<i>From 10/99</i>	
Front RH	Manual	MT8514	<i>To 9/99</i>	
Front RH	Manual	MT8481	<i>From 10/99</i>	
Rear	Manual	MT8535		
Rodeo	KB29 RWD / 4WD		7/85-7/88	4 Cyl 2.3L 4ZD1
Front LH	Manual	MT8188		
Front RH	Manual	MT8189		
Rear	Manual	MT9695	<i>RWD ALL, 4WD to 1/86</i>	
Rodeo	KB49 4WD		7/85-7/88	4 Cyl 2.3L 4ZD1
Rear	Manual	MT8535	<i>4WD Model</i>	
Rodeo	TF, G1 RWD		5/90-1/93	4 Cyl 2.3L 4ZD1
Front LH	Manual	MT8515		
Front RH	Manual	MT8514		
Rear	Manual	MT8535		
Rodeo	RA RWD		2/03-7/08	4 Cyl 2.4L C24SE
Front LH	Manual	MT9225		
Rear	Manual	MT9008		
Rodeo	TF Diesel RWD		5/90-1/93	4 Cyl 2.5L 4JA1
Front LH	Manual	MT8555		
Front RH	Manual	MT8543		
Rear	Manual	MT8535		
Rodeo	TF Diesel 4WD		7/88-1/93	4 Cyl 2.5L 4JA1
Front LH	Manual	MT8555		
Front RH	Manual	MT8543		
Rodeo	TF RWD / 4WD		7/88-5/98	4 Cyl 2.6L 4ZE1
Front LH	Auto / Manual	MT8515		
Front RH	Auto / Manual	MT8514		
Rear	Auto / Manual	MT8535		

Location Transmission Part No Year & Notes Engine

HOLDEN

Rodeo TF Turbo Diesel 4WD 5/90-1/97 4 Cyl 2.8L 4JB1T

Front LH Manual **MT8555**

Front RH Manual **MT8543**

Rear Manual **MT8535**

Rodeo R9 Turbo Diesel 4WD 6/98-2/03 4 Cyl 2.8L 4JB1T

Front LH Manual **MT9108**

Front RH Manual **MT8999**

Rear Manual **MT8535**

Rodeo R9 Diesel RWD / 4WD 12/01-10/02 4 Cyl 3.0L 4JH1TC

Front LH Auto / Manual **MT9113**

Front RH Auto / Manual **MT9112**

Rear Manual **MT8535** *4WD Model*

Rear Manual **MT8110** *RWD Model*

Rodeo RA RWD / 4WD 11/02-7/08 4 Cyl 3.0L 4JH1TC, 4JJ1T

Front LH Auto / Manual **MT9006**

Front RH Auto / Manual **MT9005**

Rear Auto / Manual **MT9007** *To 2/03 4WD*

Rear Auto **MT7270** *From 3/03 4WD Model*

Rear Manual **MT9008** *From 3/03 RWD Model*

Rodeo R9 RWD 6/98-10/02 V6 3.2L 6VD1

Front LH Auto / Manual **MT8615**

Front RH Auto / Manual **MT8614**

Rear Auto **MT8535**

Rear Manual **MT8535** *To 11/00*

Rodeo R9 4WD 6/98-10/02 V6 3.2L 6VD1

Front LH Auto / Manual **MT8615**

Front RH Auto / Manual **MT8614**

Rear Auto **MT8110**

Rear Manual **MT9000**

Location	Transmission	Part No	Year & Notes	Engine
HOLDEN				
Rodeo RA RWD			2/03-12/05	V6 3.5L 6VE1
Front LH	Auto / Manual	MT9227		
Front RH	Auto / Manual	MT9226		
Rear	Auto	MT7269		
Rear	Manual	MT9228	<i>To 4/03</i>	
Rear	Manual	MT7267	<i>From 5/03</i>	
Rodeo RA 4WD			2/03-12/05	V6 3.5L 6VE1
Front LH	Auto / Manual	MT9227		
Front RH	Auto / Manual	MT9226		
Rear	Auto	MT9228	<i>To 4/03</i>	
Rear	Auto	MT7267	<i>From 5/03</i>	
Rodeo RA RWD / 4WD			12/05-7/08	V6 3.6L 157kW
Front LH	Auto / Manual	MT9227		
Front RH	Auto / Manual	MT9226		
Statesman HQ, HJ, HX, HZ, WB RWD			7/71-7/85	V8 308ci
Front LH / RH	Auto / Manual	MT8103		
Rear	Auto / Manual	MT8093	<i>Auto with Trimatic Transmission</i>	
Rear	Auto	MT8805	<i>TH350 Turbo Transmission</i>	
Rear	Auto	MT8008	<i>TH400 Turbo Transmission</i>	
Statesman VQ RWD			1/92-3/94	V6 3.8L
Front LH / RH	Auto	MT8006		
Rear	Auto	MT8390	<i>To Vin No. L569610</i>	
Rear	Auto	MT8371	<i>From Vin No. L569611</i>	
Statesman VQ RWD			5/00-4/03	V8 5.7L Gen 3
Front LH / RH	Auto	MT8103		
Rear	Auto	MT8805		
Statesman WH (incl. Caprice) RWD			8/01-4/03	V6 3.8L
Front LH / RH	Auto	MT8006		
Rear	Auto	MT8371		

Location	Transmission	Part No	Year & Notes	Engine
----------	--------------	---------	--------------	--------

HOLDEN

Statesman	WH (incl. Caprice)	RWD	5/00-4/03	V8 5.7L Gen 3
------------------	---------------------------	------------	------------------	----------------------

Front LH / RH	Auto	MT8806		
---------------	------	---------------	--	--

Rear	Auto	MT8807		
------	------	---------------	--	--

Statesman	WK (incl. Caprice)	RWD	4/03-8/04	V6 3.8L
------------------	---------------------------	------------	------------------	----------------

Front LH / RH	Auto	MT8006		
---------------	------	---------------	--	--

Rear	Auto	MT8808		
------	------	---------------	--	--

Statesman	WK (incl. Caprice)	RWD	4/03-8/04	V8 5.7L Gen 3
------------------	---------------------------	------------	------------------	----------------------

Front LH / RH	Auto	MT8806		
---------------	------	---------------	--	--

Rear	Auto	MT8807		
------	------	---------------	--	--

Statesman	WL (incl. Caprice)	RWD	8/04-8/06	V6 3.6L 190kW
------------------	---------------------------	------------	------------------	----------------------

Front LH	Auto	MT9613		
----------	------	---------------	--	--

Front RH	Auto	MT9642		
----------	------	---------------	--	--

Rear	Auto	MT7026	<i>To 1/06 Vin No. L546526</i>	
------	------	---------------	--------------------------------	--

Rear	Auto	MT8371	<i>From 1/06 & Vin No. L546527</i>	
------	------	---------------	--	--

Statesman	WL (incl. Caprice)	RWD	8/04-1/06	V8 5.7L Gen 3
------------------	---------------------------	------------	------------------	----------------------

Front LH / RH	Auto	MT8806		
---------------	------	---------------	--	--

Rear	Auto	MT8807		
------	------	---------------	--	--

Statesman	WM (incl. Caprice)	RWD	8/06-on	V6 3.6L 195kW
------------------	---------------------------	------------	----------------	----------------------

Front LH / RH	Auto	MT9884		
---------------	------	---------------	--	--

Rear	Auto – 5 Spd	MT7026	<i>To 2/08 & Vin No. 8L144912 – check image</i>	
------	---------------------	---------------	---	--

Rear	Auto – 5 Spd	MT9882	<i>From 2/08 & Vin No. 8L144913 – check image</i>	
------	---------------------	---------------	---	--

Rear	Auto – 6 Spd	MT7026	<i>All</i>	
------	---------------------	---------------	------------	--

Statesman	WM (incl. Caprice)	RWD	8/06-11/08	V8 6.0L L76
------------------	---------------------------	------------	-------------------	--------------------

Front LH / RH	Auto	MT9885		
---------------	------	---------------	--	--

Rear	Auto	MT9883		
------	------	---------------	--	--

Location	Transmission	Part No	Year & Notes	Engine
HOLDEN				
Tigra	FWD		9/05-1/08	4 Cyl 1.8L Z18XE
<i>Front</i>	Manual	MT7186		
<i>LH Side</i>	Manual	MT7124		
<i>RH Side</i>	Manual	MT7200		
<i>Torque Rod- Upper</i>	Manual	MT7228	<i>To Chassis</i>	
<i>Torque Rod- Lower</i>	Manual	MT7229	<i>To Block</i>	
Torana	LC, LJ, UC RWD		11/69-12/81	6 Cyl ALL
<i>Front LH / RH</i>	Auto / Manual	MT8101	<i>Rubber Mount</i>	
<i>Front LH / RH</i>	Auto / Manual	MT8101N	<i>Urethane Alternative</i>	
<i>Rear</i>	Auto / Manual	MT8093		
Torana	LH, LX RWD		3/74-3/78	V8 ALL
<i>Front LH / RH</i>	Auto / Manual	MT8103		
<i>Rear</i>	Auto / Manual	MT8093		
Vectra	JR, JS FWD		6/97-11/00	4 Cyl 2.0L C20SEL
<i>Front LH</i>	Auto	MT9848		
<i>Front RH</i>	Auto / Manual	MT9880		
<i>Rear</i>	Auto / Manual	MT8768		
<i>Torque Rod</i>	Auto / Manual	MT8770		
Vectra	JS FWD		8/98-3/03	4 Cyl 2.2L C22SEL
<i>Front LH</i>	Auto	MT9848		
<i>Front RH</i>	Auto / Manual	MT9880		
<i>Rear</i>	Auto / Manual	MT8768		
<i>Torque Rod</i>	Auto / Manual	MT8770		
Vectra	ZC FWD		3/03-3/07	4 Cyl 2.2L Z22SE
<i>Front</i>	Auto	MT9851		
<i>Front</i>	Manual	MT8174		
<i>Rear</i>	Auto / Manual	MT9852		
Viva	JF FWD		10/05-12/09	4 Cyl 1.8L F18D
<i>LH Side</i>	Auto / Manual	MT8204		
<i>RH Side</i>	Auto / Manual	MT8203		
<i>Rear</i>	Auto / Manual	MT7355		

Location	Transmission	Part No	Year & Notes	Engine
HOLDEN				
Zafira	TT FWD		6/01-3/06	4 Cyl 2.2L Z22SE
<i>LH Side</i>	Auto	MT9597		
<i>LH Side</i>	Manual	MT9596		
<i>Rear</i>	Auto / Manual	MT9586		
HONDA				
Accord	SV, SY FWD		11/82-1/84	4 Cyl 1.6L EL
<i>Front LH / RH</i>	Manual	MT8330		
Accord	CA5 FWD		1/86-12/89	4 Cyl 2.0L A20A, A20A4
<i>Front</i>	Auto / Manual	MT8972		
Accord	CB3 FWD		1/89-12/94	4 Cyl 2.0L F20A <i>NZ Model</i>
<i>Front</i>	Auto	MT9421		
<i>Front</i>	Manual	MT9403		
<i>Rear</i>	Manual	MT8759		
Accord	CB7 FWD		11/89-11/93	4 Cyl 2.2L F22B
<i>RH Side</i>	Auto / Manual	MT8678		
<i>Engine Steady RH</i>	Auto / Manual	MT8767		
<i>Rear</i>	Auto / Manual	MT8689		
Accord	CD5, CD7, CD9 FWD		11/93-12/97	4 Cyl 2.2L F22B
<i>Front</i>	Auto	MT8994		
<i>Front</i>	Manual	MT9975		
<i>LH Side</i>	Auto / Manual	MT9947		
<i>RH Side</i>	Auto	MT8678	<i>To 1995</i>	
<i>RH Side</i>	Auto	MT8968	<i>From 1995</i>	
<i>RH Side</i>	Manual	MT9982		
<i>Rear</i>	Auto	MT8689	<i>To 1995</i>	
<i>Rear</i>	Auto	MT8977	<i>From 1995</i>	
<i>Rear</i>	Manual	MT8689	<i>CD5 Vti & Vtis Model</i>	
<i>Rear</i>	Manual	MT8759	<i>CD5 Exi Model & CD7, CD9 Model</i>	

Location	Transmission	Part No	Year & Notes	Engine
----------	--------------	---------	--------------	--------

HONDA

Accord	CE1 VTi	FWD	11/93-12/97	4 Cyl 2.2L F22B1
---------------	----------------	------------	--------------------	-------------------------

Front	Auto	MT8994		
LH Side	Auto	MT9947		
RH Side	Auto	MT8968	<i>From Vin No. 0A101810</i>	
Rear	Auto	MT8689	<i>To Vin No. 0A101809</i>	
Rear	Auto	MT8977	<i>From Vin No. 0A101810</i>	

Accord	CG5	FWD	1/97-12/03	4 Cyl 2.3L F23A1
---------------	------------	------------	-------------------	-------------------------

Front	Auto / Manual	MT8993		
RH Side	Auto	MT8959		

Accord Euro			CL9 FWD	6/03-6/084 Cyl 2.4L K24A3
--------------------	--	--	----------------	----------------------------------

Front	Auto	MT9950		
Front	Manual	MT7244		
LH Side Upper	Manual	MT9956		
RH Side	Auto	MT9945		
RH Side	Manual	MT7240		
Rear	Auto	MT9942		
Rear	Manual	MT7232		
Rear Lower Trans.	Auto	MT7029		

Accord	CM5 VTi	FWD	8/03-6/06	4 Cyl 2.4L K24A3
---------------	----------------	------------	------------------	-------------------------

Front	Auto	MT9950		
LH Upper	Auto	MT7249		
LH Lower	Manual	MT7472		
RH Side	Auto	MT7239		
Rear	Auto	MT9942		
Rear Lower Trans.	Auto	MT7029		
Rear Lower Trans.	Manual	MT7473		

Accord	FWD		12/05-6/08	4 Cyl 2.4L K24A3
---------------	------------	--	-------------------	-------------------------

Front	Manual	MT7244		
RH Side	Manual	MT7240		
Rear	Manual	MT7232		

Location	Transmission	Part No	Year & Notes	Engine	
HONDA					
<hr/>					
Accord	FWD		1/03-2/08	4 Cyl 2.4L	K24A4
<i>Front</i>	Auto	MT9950			
<i>RH Side</i>	Auto	MT9945			
<i>Rear</i>	Auto	MT9942			
<i>Rear Lower Trans.</i>	Auto	MT7029			
<hr/>					
Accord	CP FWD		2/08-on	4 Cyl 2.4L	K24Z2
<i>Front</i>	Auto	MT7241			
<i>RH Side</i>	Auto	MT7471			
<i>Rear</i>	Auto	MT7238			
<hr/>					
Accord	CG16, CG2, CK1 FWD		12/97-6/03	V6 3.0L	J30A1
<i>Front</i>	Auto	MT8971			
<i>LH Side</i>	Auto	MT8960			
<i>RH Side</i>	Auto	MT8984			
<i>Rear</i>	Auto	MT8982			
<i>Rear LH</i>	Auto	MT8965			
<hr/>					
Accord	CM6 FWD		8/03-2/08	V6 3.0L	J30A1, J30A4
<i>Front LH</i>	Auto	MT7248			
<i>Front RH</i>	Auto	MT7243			
<i>LH Upper</i>	Auto	MT7250			
<i>Rear</i>	Auto	MT7233			
<hr/>					
Ascot	CB1 FWD		1/89-12/93	4 Cyl 1.8L	F18A <i>NZ Model</i>
<i>Front</i>	Auto	MT9421			
<hr/>					
Civic	EG3, EH9 FWD		10/91-10/93	4 Cyl 1.3L	D13A
<i>Front LH</i>	Manual	MT8997			
<i>Front RH</i>	Manual	MT8995			
<i>LH Side</i>	Manual	MT8985			
<i>RH Side</i>	Manual	MT8963			
<i>Rear</i>	Manual	MT8125			

Location	Transmission	Part No	Year & Notes	Engine
----------	--------------	---------	--------------	--------

HONDA

Civic	ED3, ED6	FWD	1/87-10/93	4 Cyl 1.5L D15B4
--------------	-----------------	------------	-------------------	-------------------------

<i>Front</i>	Auto	MT8772		
<i>Front</i>	Manual	MT8769	<i>suits ED3 4 Door Model</i>	
<i>Front</i>	Manual	MT9426	<i>suits ED6 3 Door Model</i>	
<i>Rear</i>	Auto	MT8676		

Civic	EE3	FWD	5/88-5/90	4 Cyl 1.5L D15B4
--------------	------------	------------	------------------	-------------------------

<i>Front</i>	Manual	MT8769		
--------------	--------	---------------	--	--

Civic	EG4, EG8	FWD	5/93-12/95	4 Cyl 1.5L D15B, D15Z2
--------------	-----------------	------------	-------------------	-------------------------------

<i>Front LH</i>	Auto / Manual	MT8997		
<i>Front RH</i>	Auto / Manual	MT8995		
<i>LH Side</i>	Auto / Manual	MT8985		
<i>RH Side</i>	Manual	MT8963		
<i>Rear</i>	Auto / Manual	MT8125		

Civic	EF3	FWD	1/87-12/95	4 Cyl 1.6L ZC	<i>NZ Model</i>
--------------	------------	------------	-------------------	----------------------	-----------------

<i>Front</i>	Manual	MT9426		
--------------	--------	---------------	--	--

Civic	EG5	FWD	10/91-10/93	4 Cyl 1.6L D16A8
--------------	------------	------------	--------------------	-------------------------

<i>Front LH</i>	Auto / Manual	MT8997		
<i>Front RH</i>	Auto / Manual	MT8995		
<i>LH Side</i>	Auto / Manual	MT8986		
<i>RH Side</i>	Manual	MT8963		
<i>Rear</i>	Auto / Manual	MT8125		

Civic	EG5 VTi	FWD	10/93-10/95	4 Cyl 1.6L D16Y1
--------------	----------------	------------	--------------------	-------------------------

<i>Front LH</i>	Auto	MT9954		
<i>Front LH</i>	Manual	MT8997		
<i>Front RH</i>	Auto / Manual	MT8995		
<i>LH Side</i>	Auto / Manual	MT8985		
<i>Rear</i>	Auto / Manual	MT8125		

Location	Transmission	Part No	Year & Notes	Engine
HONDA				
Civic	EJ8, EK1	FWD	1/95-10/00	4 Cyl 1.6L D16Y4, D16Y5
<i>Front LH</i>	Auto / Manual	MT8997		
<i>Front RH</i>	Auto / Manual	MT8995		
<i>LH Side</i>	Auto / Manual	MT8983	<i>To Vin No. OS001081</i>	
<i>LH Side</i>	Auto / Manual	MT8983	<i>From Vin No. OS001082</i>	
<i>RH Side</i>	Auto / Manual	MT8961		
<i>Rear</i>	Auto / Manual	MT8125		
Civic	EK1 VTi	FWD	10/95-10/00	4 Cyl 1.6L D16Y5
<i>Front LH</i>	Auto	MT9954		
<i>Front RH</i>	Auto	MT8995		
<i>LH Side</i>	Auto	MT8983	<i>From Vin No. OS001082</i>	
<i>Rear</i>	Auto	MT8125		
Civic	EK4 VTi-R	FWD	10/95-3/99	4 Cyl 1.6L B16A2
<i>Front LH</i>	Manual	MT8998		
<i>Front RH</i>	Manual	MT8996		
<i>LH Side</i>	Manual	MT8983	<i>From Vin No. OS001312</i>	
<i>RH Side</i>	Manual	MT8961		
<i>Rear</i>	Manual	MT8125		
Civic	Vti	FWD	3/96-3/99	4 Cyl 1.6L D16Y8
<i>Front LH</i>	Auto / Manual	MT8997		
<i>Front RH</i>	Auto / Manual	MT8995		
<i>LH Side</i>	Auto / Manual	MT8983		
<i>Rear</i>	Auto / Manual	MT8125		
Civic	ES1 Gli, Vti	FWD	11/00-2/06	4 Cyl 1.7L D17Z1, D17A2
<i>Front LH</i>	Auto	MT9954		
<i>Front LH</i>	Manual	MT8997		
<i>Front RH</i>	Auto / Manual	MT8995		
<i>LH Side</i>	Auto / Manual	MT8983		
<i>RH Side</i>	Auto / Manual	MT8961		
<i>Rear</i>	Auto / Manual	MT8125		

Location	Transmission	Part No	Year & Notes	Engine
HONDA				
Civic	EU3 VTi FWD		11/00-2/06	4 Cyl 1.7L D17Z1
<i>Front</i>	Auto	MT9424		
<i>Front</i>	Manual	MT9952		
<i>LH Side</i>	Auto / Manual	MT9407		
<i>RH Side</i>	Auto / Manual	MT9389		
Civic	EU3 Vi, Vti FWD		11/00-2/06	4 Cyl 1.7L D17A2
<i>Front</i>	Auto	MT9424		
<i>Front</i>	Manual	MT9952		
<i>LH Side</i>	Auto / Manual	MT9407		
<i>RH Side</i>	Auto / Manual	MT9389		
Civic	FD VTi-L FWD		2/06-on	4 Cyl 1.8L R18A
<i>Front</i>	Auto	MT9424		
<i>Front</i>	Manual	MT9952		
<i>LH Side</i>	Auto / Manual	MT9407		
<i>RH Side</i>	Auto / Manual	MT9389		
<i>Rear</i>	Auto / Manual	MT8102		
Concerto MA2,	FWD		11/88-1/93	4 Cyl 1.6L D16Z2
<i>Front</i>	Auto	MT8772		
Concerto MA2, MA3	FWD		1/88-12/92	4 Cyl 1.6L ZC <i>NZ Model</i>
<i>Front</i>	Manual	MT9426		
CRV	RD1 4WD		10/97-12/01	4 Cyl 2.0L B20B3
<i>Front LH</i>	Auto	MT9954		
<i>Front LH</i>	Manual	MT8998		
<i>Front RH</i>	Auto	MT8995		
<i>Front RH</i>	Manual	MT8996		
<i>LH Side</i>	Auto	MT8983		
<i>LH Side</i>	Manual	MT8117	<i>To 1999</i>	
<i>LH Side</i>	Manual	MT8983	<i>From 1999</i>	
<i>RH Side</i>	Auto / Manual	MT8961		
<i>Rear</i>	Auto / Manual	MT8125		

Location	Transmission	Part No	Year & Notes	Engine
HONDA				
CRX	EG2 FWD		5/92-9/98	4 Cyl 1.6L B16A2
<i>Front LH</i>	Manual	MT9954		
<i>Front RH</i>	Manual	MT8995		
<i>Rear</i>	Manual	MT8125		
CRX	EF7 FWD		1/87-12/92	4 Cyl 1.6L ZC <i>NZ Model</i>
<i>Front</i>	Manual	MT9426		
HR-V	GH2, GH4 4WD		1/99-5/02	4 Cyl 1.6L D161W1
<i>Front LH</i>	Auto / Manual	MT8120		
<i>Front RH</i>	Auto / Manual	MT8995		
<i>LH Side</i>	Auto / Manual	MT8118		
<i>RH Side</i>	Auto / Manual	MT8114		
<i>Rear</i>	Auto / Manual	MT8116		
Integra	DC2 FWD		7/93-10/99	4 Cyl 1.8L B18C2
<i>Front LH</i>	Manual	MT8998		
<i>Front RH</i>	Manual	MT8996		
<i>LH Side</i>	Manual	MT8985		
<i>RH Side</i>	Manual	MT8963		
<i>Rear</i>	Manual	MT8125		
Integra	DC4 FWD		7/93-8/01	4 Cyl 1.8L B18B
<i>Front LH</i>	Auto / Manual	MT8998		
<i>Front RH</i>	Auto / Manual	MT8995		
<i>LH Side</i>	Auto / Manual	MT8985		
<i>RH Side</i>	Auto / Manual	MT8963		
<i>Rear</i>	Auto / Manual	MT8125		
Jazz	GD1, GD3 FWD		10/02-8/08	4 Cyl 1.3L,1.5L L13A1,L15A1 <i>NZ Model – Fit</i>
<i>Front</i>	Manual	MT9953		
<i>LH Side</i>	Auto	MT7227	<i>To Vin No. 5S275508</i>	
<i>LH Side</i>	Auto	MT9934	<i>From Vin No. 5S275509</i>	
<i>LH Side</i>	Manual	MT9933		
<i>RH Side</i>	Auto	MT9948		
<i>RH Side</i>	Manual	MT9949		
<i>Rear</i>	Auto	MT9941		
<i>Rear</i>	Manual	MT9940		

Location	Transmission	Part No	Year & Notes	Engine
----------	--------------	---------	--------------	--------

HONDA

Odyssey RA1 FWD			6/95-1/98	4 Cyl 2.2L F22BE
<i>Front</i>	Auto	MT8994		
<i>RH Side</i>	Auto	MT8968		
<i>Rear</i>	Auto	MT8977		
Odyssey RA3 FWD			1/98-6/04	4 Cyl 2.3L F23A1
<i>Front</i>	Auto	MT8994		
<i>LH Side</i>	Auto	MT9947		
<i>RH Side</i>	Auto	MT9937		
<i>Rear</i>	Auto	MT8977		
Prelude DA6, DA8 FWD			1989-93	4 Cyl 1.6L B16A <i>NZ Model</i>
<i>Front</i>	Auto / Manual	MT9425		
Prelude BA1, BA4 FWD			10/87-12/91	4 Cyl 2.0L B20A6
<i>Front</i>	Auto / Manual	MT9403		
Prelude BB5 FWD			12/91-2/97	4 Cyl 2.2L F22A
<i>Front</i>	Auto / Manual	MT8981		
<i>RH Side</i>	Auto	MT8968		
Prelude BB5 Si FWD			2/97-5/02	4 Cyl 2.2L F22Z6
<i>Front</i>	Auto	MT8981		
<i>Front</i>	Manual	MT8980		
<i>LH Side</i>	Auto	MT9944		
<i>RH Side</i>	Auto	MT9936		
<i>Rear</i>	Auto	MT9939		
Prelude BB1 FWD			2/94-2/97	4 Cyl 2.2L H22A1
<i>Front</i>	Manual	MT8980		

Location	Transmission	Part No	Year & Notes	Engine
----------	--------------	---------	--------------	--------

HONDA

Prelude	BB6 VTi-R	FWD	2/97-5/02	4 Cyl 2.2L H22A4
----------------	------------------	------------	------------------	-------------------------

Front	Auto	MT8981		
Front	Manual	MT8980		
LH Side	Auto / Manual	MT9944		
RH Side	Auto	MT9936		
RH Side	Manual	MT9932		
Rear	Auto	MT9939		
Rear	Manual	MT9938		

Prelude	BB2	FWD	12/91-2/97	4 Cyl 2.3L H23A1
----------------	------------	------------	-------------------	-------------------------

Front	Auto	MT8981		
Front	Manual	MT8980		
RH Side	Auto	MT8968	<i>From Vin No. 0C102469</i>	

HYUNDAI

Accent	LC	FWD	5/00-2/04	4 Cyl 1.5L G4ECX
---------------	-----------	------------	------------------	-------------------------

Front	Auto	MT9535	<i>To 8/02</i>	
Front	Auto	MT9537	<i>From 8/02</i>	
Front	Manual	MT9534	<i>To 8/02</i>	
Front	Manual	MT9536	<i>From 8/02</i>	
LH Side	Auto	MT9517	<i>To 7/02 Complete Assembly</i>	
RH Side	Auto / Manual	MT9511		
Rear	Auto / Manual	MT9572	<i>To 8/02</i>	
Rear	Auto	MT9542	<i>From 8/02</i>	
Rear	Manual	MT9541	<i>From 8/02</i>	

Accent	LC/S	FWD	2/03-5/07	4 Cyl 1.6L G4ED2
---------------	-------------	------------	------------------	-------------------------

Front	Auto	MT9537		
Front	Manual	MT9536		
RH Side	Auto / Manual	MT9511		
Rear	Auto	MT9542		
Rear	Manual	MT9541		

Location	Transmission	Part No	Year & Notes	Engine
----------	--------------	---------	--------------	--------

HYUNDAI

Accent	MC	FWD	5/06-on	4 Cyl 1.6L G4ED
--------	----	-----	---------	-----------------

Front		Auto		MT9894
Front		Manual		MT7332
LH Side		Auto		MT9512 <i>Complete Assembly</i>
LH Side		Manual		MT9456 <i>Complete Assembly</i>
LH Side		Auto / Manual		MT9959 <i>Mount Insert 80mm OD / 60mm Width</i>
RH Side		Auto / Manual		MT8139
Rear		Auto		MT7334
Rear		Manual		MT7333

Coupe	RD	FWD	8/96-3/03	4 Cyl 1.8L G4GM
-------	----	-----	-----------	-----------------

Front		Auto		MT8645
Front		Manual		MT8651
RH Side		Auto		MT8655
RH Side		Manual		MT8650
Rear		Auto		MT8647
Rear		Manual		MT8701

Coupe	RD	FWD	8/96-3/03	4 Cyl 2.0L G4GC
-------	----	-----	-----------	-----------------

Front		Auto		MT8645
Front		Manual		MT8651
RH Side		Auto		MT8655 <i>To 11/99</i>
RH Side		Auto		MT8650 <i>From 11/99</i>
RH Side		Manual		MT8650
Rear		Auto		MT8647 <i>To 11/99</i>
Rear		Auto		MT8593 <i>From 11/99</i>
Rear		Manual		MT8701

Elantra	XD	FWD	10/00-9/03	4 Cyl 1.8L G4GM
---------	----	-----	------------	-----------------

Front		Auto / Manual		MT9555
LH Side		Auto / Manual		MT8946
RH Side		Auto / Manual		MT9548 <i>To 2/03</i>
RH Side		Auto / Manual		MT9769 <i>From 2/03</i>
Rear		Auto / Manual		MT8954

Location	Transmission	Part No	Year & Notes	Engine
----------	--------------	---------	--------------	--------

HYUNDAI

Elantra Lavita	FC	FWD	10/01-1/04	4 Cyl 1.8L G4GB
-----------------------	-----------	------------	-------------------	------------------------

Front	Auto	MT9555		
Front	Manual	MT9554		
LH Side	Auto	MT8946		
RH Side	Auto / Manual	MT9548		
Rear	Auto	MT8954		
Rear	Manual	MT9573		

Elantra	XD	FWD	10/00-9/06	4 Cyl 2.0L G4GC6
----------------	-----------	------------	-------------------	-------------------------

Front	Auto	MT9555		
Front	Manual	MT9554		
LH Side	Auto	MT8946		
RH Side	Auto / Manual	MT9548	<i>To 2/03</i>	
RH Side	Auto / Manual	MT9769	<i>From 2/03</i>	
Rear	Auto	MT8954		
Rear	Manual	MT9573		

Elantra	HD	FWD	10/06-on	4 Cyl 2.0L G4GC6
----------------	-----------	------------	-----------------	-------------------------

Front	Auto	MT7158		
Front	Manual	MT7157		
LH Side	Auto / Manual	MT7152		
RH Side	Auto / Manual	MT7147		
Rear	Auto	MT7165		
Rear	Manual	MT7164		

Excel	X2	FWD	1/90-9/94	4 Cyl 1.5L G4DJ
--------------	-----------	------------	------------------	------------------------

Front	Auto	MT9531		
Front	Manual	MT8541		
Rear	Auto	MT8518	<i>Hole centre to centre = 215mm</i>	
Rear	Manual	MT8457	<i>Hole centre to centre = 245mm</i>	

Location	Transmission	Part No	Year & Notes	Engine
HYUNDAI				
Excel	X3 FWD		1/94-3/01	4 Cyl 1.5L G4EK, G4FK
Front	Auto	MT8791		
Front	Manual	MT8206	<i>To 5/96</i>	
Front	Manual	MT8636	<i>From 6/96</i>	
LH Side	Auto / Manual	MT8639		
RH Side	Auto / Manual	MT8788	<i>Complete Assembly suit Sohc Model (G4EK)</i>	
RH Side	Auto / Manual	MT9558	<i>Complete Assembly suit Dohc Model (G4FK)</i>	
RH Side	Auto / Manual	MT8700	<i>Mount Insert 82.7mm OD / 60mm Width</i>	
Rear	Auto / Manual	MT9470	<i>To 5/96</i>	
Rear	Auto / Manual	MT8635	<i>From 6/96</i>	
Getz	TB FWD		2/03-10/05	4 Cyl 1.3L G4EA2
LH Side	Auto / Manual	MT9552	<i>Mount Insert</i>	
RH Side	Auto / Manual	MT7347	<i>Complete Assembly</i>	
Roll Stopper	Auto / Manual	MT9556		
Getz	TB FWD		1/05-on	4 Cyl 1.4L G4EE
LH Side	Auto	MT7012	<i>To 8/06 Complete Assembly</i>	
LH Side	Auto	MT9446	<i>From 8/06 Complete Assembly</i>	
LH Side	Manual	MT9445	<i>From 8/06 Complete Assembly</i>	
LH Side	Auto / Manual	MT9552	<i>Mount Insert - All</i>	
RH Side	Auto / Manual	MT7347	<i>Complete Assembly</i>	
Roll Stopper	Auto	MT9916		
Roll Stopper	Manual	MT9915		
Getz	TB FWD		9/02-10/05	4 Cyl 1.5L G4ECX
LH Side	Auto / Manual	MT9552	<i>Mount Insert</i>	
RH Side	Auto / Manual	MT7347	<i>Complete Assembly</i>	
Roll Stopper	Auto / Manual	MT9556		
Getz	TB FWD		10/05-on	4 Cyl 1.6L G4ED2
LH Side	Auto	MT7012	<i>To 8/06 Complete Assembly</i>	
LH Side	Auto	MT9446	<i>From 8/06 Complete Assembly</i>	
LH Side	Manual	MT9445	<i>From 8/06 Complete Assembly</i>	
LH Side	Auto / Manual	MT9552	<i>Mount Insert - All</i>	
RH Side	Auto / Manual	MT7347	<i>Complete Assembly</i>	
Roll Stopper	Auto	MT9916		
Roll Stopper	Manual	MT9915		

Location	Transmission	Part No	Year & Notes	Engine
----------	--------------	---------	--------------	--------

HYUNDAI

Grandeur	T41	FWD	9/99-4/03	V6 3.0L G6CTY
-----------------	------------	------------	------------------	----------------------

<i>Front</i>	Auto	MT9540		
<i>LH Side</i>	Auto	MT9946		
<i>RH Side</i>	Auto	MT9571		
<i>Rear</i>	Auto	MT9549		

Grandeur	TG, C41	FWD	2/06-on	V6 3.8L G6DA5
-----------------	----------------	------------	----------------	----------------------

<i>Front</i>	Auto	MT9903		
<i>LH Side</i>	Auto	MT9889	<i>Complete Assembly</i>	
<i>RH Side</i>	Auto	MT9278		

i30	FD Turbo Diesel	FWD	10/07-4/12	4 Cyl 1.6L D4FB
------------	------------------------	------------	-------------------	------------------------

<i>Front</i>	Auto	MT7308		
<i>Front</i>	Manual	MT7157		
<i>LH Side</i>	Auto / Manual	MT7152		
<i>RH Side</i>	Auto / Manual	MT7147		
<i>Rear</i>	Auto	MT7331		
<i>Rear</i>	Manual	MT7162		

i30	FD	FWD	5/10-4/12	4 Cyl 1.6L G4FC
------------	-----------	------------	------------------	------------------------

<i>LH Side</i>	Auto / Manual	MT7152		
<i>RH Side</i>	Auto / Manual	MT7147		

i30	FD	FWD	10/07-4/12	4 Cyl 2.0L G4GC
------------	-----------	------------	-------------------	------------------------

<i>Front</i>	Auto	MT7308		
<i>Front</i>	Manual	MT7157		
<i>LH Side</i>	Auto / Manual	MT7152		
<i>RH Side</i>	Auto / Manual	MT7147		
<i>Rear</i>	Auto / Manual	MT7309		

iLoad	TQ	RWD	1/08-on	4 Cyl 2.4L G4KG8
--------------	-----------	------------	----------------	-------------------------

<i>Front LH / RH</i>	Manual	MT7449		
<i>Rear</i>	Manual	MT7455		

Location	Transmission	Part No	Year & Notes	Engine
----------	--------------	---------	--------------	--------

HYUNDAI

iLoad	TQ Turbo Diesel	RWD	1/08-on	4 Cyl 2.5L G4KG9
-------	-----------------	-----	---------	------------------

Front LH / RH	Auto / Manual	MT7547		
Rear	Auto	MT7552		
Rear	Manual	MT7455		

Lantra	FWD	5/91-10/92	4 Cyl 1.6L G4CR
--------	-----	------------	-----------------

Front	Auto	MT9539	
Front	Manual	MT9538	

Lantra	FWD	10/92-8/95	4 Cyl 1.8L G4CN
--------	-----	------------	-----------------

Front	Auto / Manual	MT8557	<i>From 5/93</i>
Rear	Auto	MT8764	<i>From 5/93</i>

Lantra	J3 FWD	9/95-10/00	4 Cyl 1.8L G4GM
--------	--------	------------	-----------------

Front	Auto	MT8645	
Front	Manual	MT8651	
RH Side	Auto / Manual	MT8650	
Rear	Auto / Manual	MT8952	

Lantra Sportz	J2 FWD	10/96-2/99	4 Cyl 1.8L G4GM
---------------	--------	------------	-----------------

Front	Auto	MT8645	
Front	Manual	MT8651	
RH Side	Auto	MT8655	<i>To 5/98</i>
RH Side	Auto	MT8650	<i>From 6/98</i>
RH Side	Manual	MT8650	
Rear	Auto	MT8647	
Rear	Manual	MT8701	

Lantra	J2 FWD	2/99-10/00	4 Cyl 2.0L G4GC
--------	--------	------------	-----------------

Front	Auto	MT8645	
Front	Manual	MT8651	
RH Side	Auto / Manual	MT8650	
Rear	Auto / Manual	MT8952	

Location	Transmission	Part No	Year & Notes	Engine
HYUNDAI				
S Coupe 8v FWD				
			7/90-10/92	4 Cyl 1.5L G4DJ
Front	Auto	MT9531		
Front	Manual	MT8541		
Rear	Auto	MT8518	<i>Hole centre to centre = 215mm</i>	
Rear	Manual	MT8457	<i>Hole centre to centre = 245mm</i>	
S Coupe 12v FWD				
			7/90-5/96	4 Cyl 1.5L G4EK
Front	Auto	MT9539		
Front	Manual	MT9538		
Rear	Auto	MT8457	<i>Hole centre to centre = 245mm</i>	
Santa Fe CM Turbo Diesel AWD				
			10/06-7/09	4 Cyl 2.2L D4EB6
Front	Auto	MT7457		
Front	Manual	MT7456		
LH Side	Auto	MT7451		
LH Side	Manual	MT7450		
RH Side	Auto / Manual	MT7447		
Rear	Auto / Manual	MT7163		
Santa Fe CM Turbo Diesel AWD				
			11/09-8/12	4 Cyl 2.2L D4HBA
Front	Auto	MT7457		
Front	Manual	MT7456		
LH Side	Auto / Manual	MT7551		
RH Side	Auto / Manual	MT7546		
Rear	Auto / Manual	MT7554		
Santa Fe B81 AWD				
			1/01-9/03	4 Cyl 2.4L G4JS
Front	Manual	MT8448		
LH Side	Manual	MT8870		
RH Side	Manual	MT9674		
Rear	Manual	MT8455		
Santa Fe C81 AWD				
			11/00-5/06	V6 2.7L G6BA
Front	Auto	MT9682		
LH Side	Auto	MT9676		
RH Side	Auto	MT9674		
Rear	Auto	MT9685		

Location	Transmission	Part No	Year & Notes	Engine
----------	--------------	---------	--------------	--------

HYUNDAI

Santa Fe CM AWD	5/06-on	V6 2.7L G6EA
-----------------	---------	--------------

Front	Auto	MT7156
Front	Manual	MT7553
LH Side	Auto	MT7549
LH Side	Manual	MT7548
RH Side	Auto / Manual	MT7150
Rear	Auto / Manual	MT7163

Santa Fe CM FWD	7/07-12/08	6 Cyl 3.3L
-----------------	------------	------------

Front	Auto	MT7156
LH Side	Auto	MT7151
RH Side	Auto	MT7150
Rear	Auto	MT7163

Santa Fe CM FWD	1/11-7/12	V6 3.5L G6DE
-----------------	-----------	--------------

Front	Auto	MT7457
LH Side	Auto	MT7550
RH Side	Auto	MT7546
Rear	Auto	MT7555

Sonata F21 FWD	11/93-8/98	4 Cyl 2.0L G4CP
----------------	------------	-----------------

Front	Auto / Manual	MT8641	<i>To 5/96 52mm Crush Tube</i>
Front	Auto / Manual	MT8948	<i>From 5/96 62mm Crush Tube</i>
LH Side	Auto / Manual	MT8829	<i>To 5/96 Mount Insert 90mm OD / 54mm Width</i>
RH Side	Auto	MT8830	
Rear	Auto / Manual	MT8662	<i>To 5/96</i>
Rear	Auto	MT8832	<i>From 5/96</i>
Rear	Manual	MT8787	<i>From 5/96</i>

Sonata EF FWD	8/98-3/01	4 Cyl 2.0L G4JP
---------------	-----------	-----------------

Front	Auto	MT8951
RH Side	Auto / Manual	MT9559
Rear	Auto	MT9546
Rear	Manual	MT9545

Location	Transmission	Part No	Year & Notes	Engine
----------	--------------	---------	--------------	--------

HYUNDAI

Sonata	EF-B	FWD	9/01-6/05	4 Cyl 2.4L G4JS
--------	------	-----	-----------	-----------------

Front		Auto	MT8451	<i>To 3/02</i>
Front		Auto	MT8449	<i>From 4/02</i>
Front		Manual	MT8453	
RH Side		Auto	MT8429	<i>Complete Assembly</i>
RH Side		Auto	MT8430	<i>Mount Insert</i>
Rear		Auto	MT9546	<i>To 3/02</i>
Rear		Auto	MT8459	<i>From 3/02 to 4/04</i>
Rear		Manual	MT8459	

Sonata	NF	FWD	6/05-6/08	4 Cyl 2.4L G4KC
--------	----	-----	-----------	-----------------

Front		Auto	MT9902	
Front		Manual	MT9901	
RH Side		Auto / Manual	MT9277	
Rear		Auto	MT9913	
Rear		Manual	MT9912	

Sonata	EF	FWD	8/98-9/01	V6 2.5L G6BV
--------	----	-----	-----------	--------------

Front		Auto	MT8950	<i>To 4/99</i>
Front		Auto	MT8449	<i>From 4/99</i>
Front		Manual	MT7159	<i>From 8/99 to 10/00</i>
Front		Manual	MT8453	<i>From 10/00</i>
RH Side		Auto / Manual	MT9570	
Rear		Auto	MT9546	
Rear		Manual	MT9545	<i>To 10/00</i>
Rear		Manual	MT8459	<i>From 10/00</i>

Sonata	EF-B	FWD	9/01-6/05	V6 2.7L G6BA
--------	------	-----	-----------	--------------

Front		Auto	MT8449	
Front		Manual	MT8453	
RH Side		Auto / Manual	MT9570	<i>Complete Assembly</i>
RH Side		Auto / Manual	MT8430	<i>Mount Insert</i>
Rear		Auto	MT9546	
Rear		Manual	MT8459	

Location	Transmission	Part No	Year & Notes	Engine
HYUNDAI				
Sonata F21, F31 FWD				
			3/90-8/98	V6 3.0L G6AT
Front	Auto	MT8948	<i>From 7/93</i>	
Rear	Auto	MT8663	<i>From 7/93</i>	
Sonata NF FWD				
			6/05-6/08	V6 3.3L G6DB
Front	Auto	MT9903		
LH Side	Auto	MT9889		
RH Side	Auto	MT9278		
Rear	Auto	MT9914		
Terracan Turbo Diesel 4WD				
			1/05-1/09	4 Cyl 2.9L J3
Front LH / RH	Auto / Manual	MT9792		
Rear	Auto / Manual	MT9890		
Terracan 4WD				
			11/01-1/09	V6 3.5L G6CU
Front LH / RH	Auto / Manual	MT9820		
Rear	Auto / Manual	MT9837		
Tiburon GK FWD				
			2/02-5/04	4 Cyl 2.0L G4GC
Front	Auto	MT9555		
Front	Manual	MT9554		
LH Side	Auto	MT8946		
RH Side	Auto / Manual	MT9769		
Rear	Auto	MT8954		
Rear	Manual	MT9573		
Tiburon FWD				
			3/02-on	V6 2.7L G6BA
Front	Auto	MT9839		
Front	Manual	MT9838		
LH Side	Auto / Manual	MT7155	<i>Mount Insert</i>	
RH Side	Auto / Manual	MT9815	<i>To 9/06</i>	
RH Side	Auto / Manual	MT9963	<i>From 10/06</i>	
Rear	Auto	MT9841		
Rear	Manual	MT9573		

Location	Transmission	Part No	Year & Notes	Engine
HYUNDAI				
Trajet	G81 FWD		7/00-6/09	V6 2.7L G6BA
<i>Front</i>	Auto	MT9683		
<i>LH Side</i>	Auto	MT9677		
<i>Rear</i>	Auto	MT9686		
Tucson	City FWD		11/05-on	4 Cyl 2.0L G4GC
<i>Front</i>	Auto	MT9895		
<i>Front</i>	Manual	MT9965		
<i>RH Side</i>	Auto / Manual	MT9819		
<i>Rear</i>	Auto / Manual	MT9906		
Tucson	N81 AWD		8/04-8/08	V6 2.7L G6BA
<i>Front</i>	Auto	MT9840		
<i>LH Side</i>	Auto	MT9567		
<i>RH Side</i>	Auto	MT9819		
<i>Rear</i>	Auto	MT9843		
ISUZU				
Bighorn	UBS17 4WD		1/88-12/92	4 Cyl 2.6L 4ZE1 <i>NZ Model</i>
<i>Front LH</i>	Auto / Manual	MT8515	<i>To 11/89</i>	
<i>Front LH</i>	Auto / Manual	MT8834	<i>From 12/89</i>	
<i>Front RH</i>	Auto / Manual	MT8514	<i>To 11/89</i>	
<i>Rear</i>	Auto / Manual	MT8836		
Bighorn	UBS55 4WD		1/87-12/92	4 Cyl 2.8L 4JB1, 4JB1T <i>NZ Model</i>
<i>Front LH</i>	Auto / Manual	MT8555		
<i>Front RH</i>	Auto / Manual	MT8511		
<i>Rear</i>	Auto / Manual	MT8535		
Bighorn	UBS25 4WD		1/91-12/99	V6 3.2L 6VD1 <i>NZ Model</i>
<i>Front LH</i>	Auto / Manual	MT8654		
<i>Front RH</i>	Auto / Manual	MT8653		
<i>Rear</i>	Auto / Manual	MT8535		

Location	Transmission	Part No	Year & Notes	Engine
----------	--------------	---------	--------------	--------

JAGUAR

XJ6	Series 1, 2 & 3	RWD	1974-10/86	6 Cyl 4.2L
<i>Front LH / RH</i>	Auto	MT8154N	<i>Urethane Mount</i>	

JEEP

Cherokee XJ	4WD		4/94-12/01	6 Cyl 4.0L
<i>Front LH</i>	Auto / Manual	MT9044		
<i>Front RH</i>	Auto / Manual	MT9046		
<i>Rear</i>	Auto / Manual	MT9045	<i>2 Stud Refer Identification Guide</i>	
<i>Rear</i>	Auto / Manual	MT9043	<i>4 Stud Refer Identification Guide</i>	

Grand Cherokee	ZG, WG	4WD	3/96-6/05	6 Cyl 4.0L
<i>Front LH</i>	Auto	MT9048		
<i>Front RH</i>	Auto	MT9482		
<i>Rear</i>	Auto	MT9047		

Patriot	MK Turbo Diesel	4WD	8/07-on	4 Cyl 2.4L 7D
<i>Front</i>	Auto	MT7559		
<i>Front</i>	Manual	MT7558		
<i>RH Side</i>	Auto / Manual	MT7556		
<i>Transmission</i>	Auto / Manual	MT7557		
<i>Rear Support</i>	Auto / Manual	MT7560		

Wrangler TJ	4WD		10/96-07	6 Cyl 4.0L MX
<i>Front LH / RH</i>	Auto / Manual	MT9832		

KIA

Carens	FC52	FWD	7/00-10/02	4 Cyl 1.8L TB
<i>Front</i>	Auto	MT9607		
<i>Front</i>	Manual	MT9690		
<i>RH Side</i>	Auto / Manual	MT9732		
<i>Rear</i>	Auto	MT7033		
<i>Rear</i>	Manual	MT7034		

Location	Transmission	Part No	Year & Notes	Engine
KIA				
Carnival P75, LS FWD				
			9/99-12/06	V6 2.5L KV6
Front	Auto / Manual	MT9083		
LH Side	Auto	MT9085		
LH Side	Manual	MT9757		
RH Side	Auto / Manual	MT9084	<i>To 10/01</i>	
RH Side	Auto / Manual	MT7038	<i>From 10/01</i>	
Rear	Auto / Manual	MT9756		
Carnival VQ, EX FWD				
			3/07-6/10	V6 2.7L G6EA5
Front	Auto	MT7161		
Front	Manual	MT7160		
LH Side	Auto / Manual	MT7154		
RH Side	Auto / Manual	MT7148		
Rear	Auto	MT7167		
Rear	Manual	MT7166		
Cerato FE22, FE24 FWD				
			7/04-12/08	4 Cyl 2.0L G4GC
Front	Auto	MT9899	<i>To 7/06</i>	
Front	Auto	MT9898	<i>From 8/06</i>	
Front	Manual	MT9896	<i>To 7/06</i>	
Front	Manual	MT9897	<i>From 8/06</i>	
LH Side	Manual	MT9568		
RH Side	Auto / Manual	MT9275	<i>To 7/06</i>	
RH Side	Auto / Manual	MT9274	<i>From 8/06</i>	
Rear	Auto	MT9910	<i>To 7/06</i>	
Rear	Auto	MT9908	<i>From 8/06</i>	
Rear	Manual	MT9909	<i>To 7/06</i>	
Rear	Manual	MT9907	<i>From 8/06</i>	
Ceres KW51 Diesel RWD / 4WD				
			1/94-1/01	4 Cyl 2.4L SC
Front LH / RH	Manual	MT7039		
Rear	Manual	MT7036	<i>RWD only</i>	
Grand Carnival VQ FWD				
			6/10-on	V6 3.5L G6DC
Front	Auto	MT7161		
RH Side	Auto	MT7149		
Rear	Auto	MT7168		

APPLICATION GUIDE



Location	Transmission	Part No	Year & Notes	Engine
----------	--------------	---------	--------------	--------

KIA

Grand Carnival	VQ	FWD	1/06-on	V6 3.8L G6DA
-----------------------	-----------	------------	----------------	---------------------

<i>Front</i>	Auto	MT7161		
<i>LH Side</i>	Auto	MT7154		
<i>RH Side</i>	Auto	MT7149		
<i>Rear</i>	Auto	MT7168		

Magentis MG	FWD		9/06-10/09	4 Cyl 2.4L G4KC
--------------------	------------	--	-------------------	------------------------

<i>Front</i>	Auto	MT7459		
<i>Front</i>	Manual	MT7458		
<i>LH Side</i>	Auto / Manual	MT7452		
<i>RH Side</i>	Auto / Manual	MT7446		
<i>Rear</i>	Auto	MT7463		
<i>Rear</i>	Manual	MT7462		

Mentor	FA24	FWD	11/96-4/99	4 Cyl 1.5L B5
---------------	-------------	------------	-------------------	----------------------

<i>Front</i>	Auto / Manual	MT9607		
<i>LH Side</i>	Auto	MT8519		
<i>RH Side</i>	Auto / Manual	MT9574		
<i>Rear</i>	Auto / Manual	MT9575		

Mentor	FB22, FB24	FWD	4/98-10/00	4 Cyl 1.5L BF
---------------	-------------------	------------	-------------------	----------------------

<i>Front</i>	Auto	MT9607		
<i>Front</i>	Manual	MT9690		
<i>RH Side</i>	Auto / Manual	MT9732		
<i>Rear</i>	Auto	MT7030	<i>To 4/99</i>	
<i>Rear</i>	Auto	MT9845	<i>From 4/99</i>	

Mentor	FB24	FWD	4/98-4/01	4 Cyl 1.8L TE
---------------	-------------	------------	------------------	----------------------

<i>Front</i>	Auto	MT9607		
<i>Front</i>	Manual	MT9690		
<i>RH Side</i>	Auto / Manual	MT9732		
<i>Rear</i>	Auto	MT7033	<i>From 3/99</i>	
<i>Rear</i>	Manual	MT7034	<i>From 3/99</i>	

Location	Transmission	Part No	Year & Notes	Engine
----------	--------------	---------	--------------	--------

KIA

Optima	GD22	FWD	5/01-1/04	V6 2.5L G6BV
---------------	-------------	------------	------------------	---------------------

<i>Front</i>	Auto	MT8449		
<i>Front</i>	Manual	MT8453		
<i>RH Side</i>	Auto / Manual	MT9570		
<i>Rear</i>	Auto	MT9546		
<i>Rear</i>	Manual	MT8459		

Optima	GD22	FWD	4/04-1/07	V6 2.7L G6BA
---------------	-------------	------------	------------------	---------------------

<i>Front</i>	Auto	MT8449		
<i>RH Side</i>	Auto	MT9570		
<i>Rear</i>	Auto	MT9546		

Pregio	RWD		7/02-3/07	4 Cyl 2.7L J2
---------------	------------	--	------------------	----------------------

<i>Front LH / RH</i>	Manual	MT8522		
<i>Rear LH / RH</i>	Manual	MT8126		

Rio	JB	FWD	3/07-on	4 Cyl 1.4L G4EE
------------	-----------	------------	----------------	------------------------

<i>Front</i>	Auto	MT9894		
<i>Front</i>	Manual	MT7332		
<i>LH Side</i>	Auto	MT9512	<i>To 8/10</i>	
<i>LH Side</i>	Manual	MT9456	<i>To 8/10</i>	
<i>LH Side</i>	Manual	MT9959	<i>From 9/10</i>	
<i>RH Side</i>	Auto / Manual	MT9246	<i>To 8/10</i>	
<i>Rear</i>	Auto	MT9905	<i>To 8/10</i>	
<i>Rear</i>	Auto	MT7334	<i>From 9/10</i>	
<i>Rear</i>	Manual	MT7333		

Rio	BC	FWD	7/00-12/05	4 Cyl 1.5L A5D
------------	-----------	------------	-------------------	-----------------------

<i>Front</i>	Auto / Manual	MT9755		
<i>RH Side</i>	Auto / Manual	MT9754	<i>To 1/02</i>	
<i>RH Side</i>	Auto / Manual	MT9276	<i>From 1/02</i>	
<i>Rear</i>	Auto / Manual	MT9753		

APPLICATION GUIDE



Location	Transmission	Part No	Year & Notes	Engine
KIA				
Rio	JB FWD		8/05-On	4 Cyl 1.6L G4ED
Front	Auto	MT9894		
Front	Manual	MT7332		
LH Side	Manual	MT9456		
RH Side	Auto / Manual	MT9246		
Rear	Auto / Manual	MT7333		
Rondo	FWD		4/08-on	4 Cyl 2.0L G4KA8
Front	Auto	MT7459		
Front	Manual	MT7458		
LH Side	Auto	MT7453		
LH Side	Manual	MT7452		
RH Side	Auto / Manual	MT7446		
Rear	Auto	MT7462	<i>To 9/09</i>	
Rear	Auto	MT7461	<i>From 9/09</i>	
Rear	Manual	MT7462	<i>To 9/09</i>	
Rear	Manual	MT7460	<i>From 9/09</i>	
Shuma	FB24 FWD		4/00-5/02	4 Cyl 1.8L TE
Front	Manual	MT9690		
RH Side	Manual	MT9732		
Rear	Manual	MT7034		
Sorento	XM Turbo Diesel 4WD		10/09-on	4 Cyl 2.2L D4HBA
Front	Auto	MT7457		
Front	Manual	MT7456		
LH Side	Auto / Manual	MT7551		
RH Side	Auto / Manual	MT7546		
Rear	Auto / Manual	MT7554		
Sorento	BL Turbo Diesel 4WD		8/07-12/09	4 Cyl 2.5L D4CB
Front LH / RH	Auto / Manual	MT7563		
Rear	Auto / Manual	MT7566		
Sorento	BL 4WD		8/07-12/09	V6 3.3L G6DB
Front LH / RH	Auto	MT7448		
Rear	Auto	MT7454		

Location	Transmission	Part No	Year & Notes	Engine
KIA				
Sorento BL, EX 4WD				
			2/03-8/07	V6 3.5L G6CU
<i>Front LH / RH</i>	Auto	MT9968		
<i>Rear</i>	Auto	MT7009		
Spectra FB24 FWD				
			5/01-11/04	4 Cyl 1.8L TE
<i>Front</i>	Auto	MT9607		
<i>Front</i>	Manual	MT9690		
<i>RH Side</i>	Auto / Manual	MT9732		
<i>Rear</i>	Auto	MT7033		
<i>Rear</i>	Manual	MT7034		
Sportage JA52, JA55 4WD				
			11/96-7/03	4 Cyl 2.0L FE
<i>Front LH</i>	Auto / Manual	MT8840		
<i>Front RH</i>	Auto / Manual	MT8839		
Sportage KM2 FWD				
			8/07-on	4 Cyl 2.0L G4GC
<i>Front</i>	Auto	MT9895		
<i>Front</i>	Manual	MT9965		
<i>LH Side</i>	Auto	MT9562		
<i>LH Side</i>	Manual	MT9566		
<i>RH Side</i>	Auto / Manual	MT9819		
<i>Rear</i>	Auto / Manual	MT9906		
Sportage FWD				
			8/10-on	4 Cyl 2.0L G4KD
<i>LH Side</i>	Auto	MT7564		
<i>LH Side</i>	Manual	MT7565		
<i>RH Side</i>	Auto / Manual	MT7562		
<i>Rear Lower</i>	Auto / Manual	MT7567		
Sportage AWD				
			8/10-on	4 Cyl 2.4L G4KE
<i>LH Side</i>	Auto	MT7564		
<i>RH Side</i>	Auto	MT7562		
<i>Rear Lower</i>	Auto	MT7567		

Location	Transmission	Part No	Year & Notes	Engine
KIA				
Sportage KM	4WD		4/05-8/09	V6 2.7L G6BA
Front	Auto	MT9840		
LH Side	Auto	MT9567		
RH Side	Auto	MT9819		
Rear	Auto	MT9843		
LEXUS				
ES300	MCV20R	FWD	10/96-10/01	V6 3.0L 1MZFE
Front	Auto	MT8603		
LH Side	Auto	MT8376		
Engine Steady RH	Auto	MT8406		
Rear	Auto	MT8919	<i>Mount Insert 80mm OD / 52mm Width</i>	
ES300	MCV30R	FWD	10/01-11/05	V6 3.0L 1MZFE
Front	Auto	MT8241		
RH Side	Auto	MT8274	<i>To 7/03</i>	
RH Side	Auto	MT8276	<i>From 7/03</i>	
Engine Steady	Auto	MT8288	<i>To 9/04</i>	
Engine Steady	Auto	MT8289	<i>From 9/04</i>	
ES300	VCV10R	FWD	6/92-10/96	V6 3.0L 3VZFE
Front	Auto	MT8607		
LH Side	Auto	MT8376		
Engine Steady RH	Auto	MT8398		
Rear	Auto	MT8378	<i>Mount Insert 80mm OD / 12mm Tube Hole</i>	
GS300	RWD		9/97-3/05	V6 3.0L 2JZGE
Front LH / RH	Auto	MT9256		
Rear	Auto	MT9258		
GS300	RWD		3/05-on	V6 3.0L 3GRFSE
Front LH / RH	Auto	MT8263		
Rear	Auto	MT8304		
GS450H	S20	RWD	5/06-on	V6 3.5L 2GR
Front LH / RH	Auto	MT8263		

Location	Transmission	Part No	Year & Notes	Engine
----------	--------------	---------	--------------	--------

LEXUS

IS200	GXE10R	RWD	3/99-11/05	6 Cyl 2.0L 1GFE	<i>NZ Model – Altezza</i>
--------------	---------------	------------	-------------------	------------------------	---------------------------

<i>Front LH / RH</i>	Auto / Manual	MT8247
----------------------	---------------	---------------

<i>Rear</i>	Auto	MT8308
-------------	------	---------------

<i>Rear</i>	Manual	MT8309
-------------	--------	---------------

IS250	RWD		11/05-on	V6 2.5L 4GR-FE	
--------------	------------	--	-----------------	-----------------------	--

<i>Front LH / RH</i>	Auto	MT8263
----------------------	------	---------------

<i>Rear</i>	Auto	MT8304
-------------	------	---------------

IS300	JCE10R	RWD	8/01-11/05	V6 3.0L 2JZGE	<i>NZ Model – Altezza</i>
--------------	---------------	------------	-------------------	----------------------	---------------------------

<i>Front LH / RH</i>	Auto	MT9256
----------------------	------	---------------

<i>Rear</i>	Auto	MT9258
-------------	------	---------------

LS400	UCF10R, UCF20R	RWD	1/90-11/00	V8 4.0L 1UZFE	
--------------	-----------------------	------------	-------------------	----------------------	--

<i>Front LH / RH</i>	Auto	MT9647
----------------------	------	---------------

<i>Rear</i>	Auto	MT9259
-------------	------	---------------

LX470	UZJ100R	AWD	4/98-4/08	V8 4.7L 2UZFE	
--------------	----------------	------------	------------------	----------------------	--

<i>Front LH / RH</i>	Auto	MT8902	<i>From 10/98</i>
----------------------	------	---------------	-------------------

<i>Rear</i>	Auto	MT8922	<i>From 10/98</i>
-------------	------	---------------	-------------------

RX330	MCU38R	AWD	4/03-2/06	V6 3.4L 3MZFE	
--------------	---------------	------------	------------------	----------------------	--

<i>Front</i>	Auto	MT8242
--------------	------	---------------

<i>LH Side</i>	Auto	MT9797
----------------	------	---------------

<i>RH Side</i>	Auto	MT9782
----------------	------	---------------

<i>Engine Steady</i>	Auto	MT9783
----------------------	------	---------------

RX350	AWD		1/06-on	V6 3.5L 2GR-FE	
--------------	------------	--	----------------	-----------------------	--

<i>Front</i>	Auto	MT8245
--------------	------	---------------

<i>LH Side</i>	Auto	MT9797
----------------	------	---------------

<i>RH Side</i>	Auto	MT7100
----------------	------	---------------

<i>Rear</i>	Auto	MT7110
-------------	------	---------------

Location	Transmission	Part No	Year & Notes	Engine
LEXUS				
RX400	MHU38 AWD		6/06-7/09	V6 3.3L 3MZFE
<i>Front</i>	Auto	MT7380		
<i>RH Side</i>	Auto	MT7383		
<i>Rear</i>	Auto	MT7386		
<i>Roll Stopper</i>	Auto	MT7385		
MAZDA				
121	FWD		3/87-8/97	4 Cyl 1.3L B3
<i>Front</i>	Auto	MT8348		
<i>Front</i>	Manual	MT8348	<i>From 12/90</i>	
<i>RH Side</i>	Auto	MT8346		
<i>RH Side</i>	Manual	MT8346	<i>From 12/90</i>	
<i>Rear</i>	Auto	MT8708		
<i>Rear</i>	Manual	MT8708	<i>From 12/90</i>	
<i>X-Member Front</i>	Auto / Manual	MT8272		
<i>X-Member Rear</i>	Auto / Manual	MT8533		
121 Metro	FWD		10/96-12/02	4 Cyl 1.3L B3
<i>Front</i>	Auto / Manual	MT8348		
<i>RH Side</i>	Auto / Manual	MT8346		
<i>Rear</i>	Auto / Manual	MT8708		
121	FWD		1/94-10/96	4 Cyl 1.5L B5
<i>Front</i>	Auto / Manual	MT8348		
<i>RH Side</i>	Auto / Manual	MT8346		
<i>Rear</i>	Auto / Manual	MT8708		
<i>X-Member Front</i>	Auto / Manual	MT8272		
<i>X-Member Rear</i>	Auto / Manual	MT8533		
121 Metro	FWD		10/96-12/02	4 Cyl 1.5L B5
<i>Front</i>	Auto / Manual	MT9152		
<i>RH Side</i>	Auto / Manual	MT9153		
<i>Rear</i>	Auto / Manual	MT9151		
323	RWD		3/77-1/82	4 Cyl 1.4L UC <i>NZ Model – Familia</i>
<i>Front LH / RH</i>	Auto / Manual	MT8135		
<i>Rear</i>	Auto / Manual	MT8137		

Location	Transmission	Part No	Year & Notes	Engine
MAZDA				
323	FWD		10/85-10/89	4 Cyl 1.6L B6 <i>NZ Model – Familia</i>
<i>Front</i>	Auto	MT8703		
<i>Front</i>	Manual	MT8121		
<i>RH Side</i>	Auto	MT8165		
<i>RH Side</i>	Manual	MT8266		
<i>Rear</i>	Auto – 3 Spd	MT8702		
<i>Rear</i>	Auto – 4 Spd	MT8123		
<i>Rear</i>	Manual	MT8123		
<i>X-Member Front</i>	Auto / Manual	MT8272		
<i>X-Member Rear</i>	Auto / Manual	MT8533		
323	FWD		11/89-11/96	4 Cyl 1.6L B6 <i>NZ Model – Familia</i>
<i>Front</i>	Auto	MT8166	<i>To 8/94</i>	
<i>Front</i>	Auto	MT8423	<i>From 9/94</i>	
<i>Front</i>	Manual	MT8407		
<i>LH Side</i>	Auto	MT8589	<i>To 8/94</i>	
<i>LH Side</i>	Auto	MT8426	<i>From 9/94</i>	
<i>RH Side</i>	Auto	MT8549	<i>To 8/94</i>	
<i>RH Side</i>	Auto	MT8427	<i>From 9/94</i>	
<i>RH Side</i>	Manual	MT8427		
<i>Rear</i>	Auto	MT8167	<i>To 8/94</i>	
<i>Rear</i>	Auto	MT8424	<i>From 9/94</i>	
<i>Rear</i>	Manual	MT8424		
<i>X-Member Front</i>	Auto / Manual	MT8272		
<i>X-Member Rear Lower</i>	Auto / Manual	MT8742		
<i>X-Member Rear Upper</i>	Auto / Manual	MT8741		
323	Turbo FWD / 4WD		10/87-10/89	4 Cyl 1.6L B6T <i>NZ Model – Familia</i>
<i>Front</i>	Manual	MT8121	<i>FWD Model</i>	
<i>RH Side</i>	Manual	MT9709		
<i>Rear</i>	Manual	MT8123		
<i>X-Member Front</i>	Manual	MT8272		
<i>X-Member Rear</i>	Manual	MT8533		
323 Protege	BA FWD		8/94-9/98	4 Cyl 1.6L B6
<i>Front</i>	Auto	MT8423		
<i>Front</i>	Manual	MT8407		
<i>LH Side</i>	Auto	MT8426		
<i>RH Side</i>	Auto / Manual	MT8427		
<i>Rear</i>	Auto / Manual	MT8424		

Location	Transmission	Part No	Year & Notes	Engine
MAZDA				
323 Astina, Protégé	BJ FWD		1/98-6/02	4 Cyl 1.6L ZM
<i>Front</i>	Auto / Manual	MT8652		
<i>LH Side</i>	Auto	MT9025		
<i>RH Side</i>	Auto / Manual	MT9023		
<i>Rear</i>	Auto / Manual	MT8739		
323 incl Astina	BG FWD		10/89-8/94	4 Cyl 1.8L BP
<i>Front</i>	Auto / Manual	MT8166		
<i>LH Side</i>	Auto / Manual	MT8570	<i>To 2/91</i>	
<i>LH Side</i>	Auto / Manual	MT8589	<i>From 3/91</i>	
<i>RH Side</i>	Auto / Manual	MT8549		
<i>Rear</i>	Auto / Manual	MT8167		
<i>X-Member Front</i>	Auto / Manual	MT8272		
<i>X-Member Rear Lower</i>	Auto / Manual	MT8742		
<i>X-Member Rear Upper</i>	Auto / Manual	MT8741		
323 Astina	BA FWD		8/94-9/98	4 Cyl 1.8L BP
<i>Front</i>	Auto	MT8423		
<i>Front</i>	Manual	MT8407		
<i>LH Side</i>	Auto	MT9021		
<i>LH Side</i>	Manual	MT9021	<i>To 7/95</i>	
<i>RH Side</i>	Auto	MT7282		
<i>RH Side</i>	Manual	MT8427		
<i>Rear</i>	Auto / Manual	MT8424		
<i>X-Member Front</i>	Auto / Manual	MT8272		
<i>X-Member Rear Lower</i>	Auto / Manual	MT8742		
<i>X-Member Rear Upper</i>	Auto / Manual	MT8741		
323 Protege	BA FWD		8/94-9/98	4 Cyl 1.8L BP
<i>Front</i>	Auto	MT8423		
<i>Front</i>	Manual	MT8407		
<i>LH Side</i>	Auto	MT8426		
<i>LH Side</i>	Manual	MT8426	<i>To 7/95</i>	
<i>RH Side</i>	Auto / Manual	MT8427		
<i>Rear</i>	Auto / Manual	MT8424		
<i>X-Member Front</i>	Auto / Manual	MT8272		
<i>X-Member Rear Lower</i>	Auto / Manual	MT8742		
<i>X-Member Rear Upper</i>	Auto / Manual	MT8741		

Location	Transmission	Part No	Year & Notes	Engine
MAZDA				
323 Astina, Protégé	BJ FWD		9/98-3/04	4 Cyl 1.8L FP
Front	Auto / Manual	MT8652		
LH Side	Auto	MT9025		
RH Side	Auto / Manual	MT9026		
Rear	Auto	MT8743		
Rear	Manual	MT8743	<i>To 11/98</i>	
Rear	Manual	MT8739	<i>From 12/98</i>	
323 Astina	BA FWD		8/94-7/98	V6 2.0L KF
Front	Auto	MT9706		
Front	Manual	MT9704		
LH Side	Manual	MT8426		
RH Side	Auto / Manual	MT8427		
323 Astina, Protégé	BJ FWD		2/01-3/04	4 Cyl 2.0L FS
Front	Auto / Manual	MT8652		
LH Side	Auto	MT9025		
RH Side	Auto	MT9026		
RH Side	Manual	MT9029		
Rear	Auto	MT8743		
Rear	Manual	MT9028		
626 GC FWD			2/83-10/87	4 Cyl 2.0L FE <i>NZ Model – Capella</i>
Front	Auto / Manual	MT8045		
Engine Steady	Auto	MT8109		
Rear	Auto	MT8105		
626 GC Turbo FWD			1/86-10/87	4 Cyl 2.0L FET <i>NZ Model – Capella</i>
Front	Manual	MT9977		
Rear	Auto	MT8105		
626 GD FWD			10/87-11/92	4 Cyl 2.2L F2 <i>NZ Model – Capella</i>
Front	Auto	MT8169		
Front	Manual	MT8025		
LH Side	Auto	MT8170		
RH Side	Auto / Manual	MT8530		
Rear	Auto	MT8171	<i>To 10/88</i>	
Rear	Auto	MT9726	<i>From 11/88</i>	

Location	Transmission	Part No	Year & Notes	Engine
----------	--------------	---------	--------------	--------

MAZDA

626	GD Turbo	FWD	10/87-12/91	4 Cyl 2.2L F2T	NZ Model – Capella
-----	----------	-----	-------------	----------------	--------------------

Front	Auto	MT8169
Front	Manual	MT8025
LH Side	Auto	MT8170
RH Side	Auto	MT8530
Rear	Auto	MT9726

626	GE	FWD	12/91-12/97	4 Cyl 2.0L FS	NZ Model – Capella
-----	----	-----	-------------	---------------	--------------------

Front	Auto / Manual	MT8409
LH Side	Auto	MT8602
RH Side	Auto / Manual	MT8548
Rear	Auto	MT8394
Rear	Manual	MT8386
X-Member Front	Auto / Manual	MT8272
X-Member Centre	Auto	MT8712
X-Member Centre	Manual	MT8711
X-Member Rear Lower	Auto / Manual	MT8742
X-Member Rear Upper	Auto / Manual	MT8741

626	GE	FWD	12/91-8/97	V6 2.5L KL	NZ Model – Capella
-----	----	-----	------------	------------	--------------------

Front	Auto / Manual	MT8409
LH Side	Auto	MT8602
RH Side	Auto / Manual	MT8548
Rear	Auto	MT8386
Rear	Manual	MT8394
X-Member Front	Auto / Manual	MT8272
X-Member Centre	Auto	MT8712
X-Member Centre	Manual	MT8711
X-Member Rear Lower	Auto / Manual	MT8742
X-Member Rear Upper	Auto / Manual	MT8741

626	GF	FWD	8/97-8/02	4 Cyl 2.0L FS	NZ Model – Capella
-----	----	-----	-----------	---------------	--------------------

Front	Auto	MT8716
Front	Manual	MT8714
LH Side	Auto	MT8602
RH Side	Auto / Manual	MT8548
Rear	Auto / Manual	MT8394

Location	Transmission	Part No	Year & Notes	Engine
----------	--------------	---------	--------------	--------

MAZDA

808	Savanna	RWD	3/72-12/77	4 Cyl 1.3L TC
------------	----------------	------------	-------------------	----------------------

<i>Front LH / RH</i>	Auto / Manual	MT8135		
<i>Rear</i>	Manual	MT8137		

B2000	RWD		6/85-11/91	4 Cyl 2.0L FE
--------------	------------	--	-------------------	----------------------

<i>Front LH / RH</i>	Manual	MT8726		
<i>Rear</i>	Manual	MT8577		

B2200	RWD		6/85-11/91	4 Cyl 2.2L F2, R2
--------------	------------	--	-------------------	--------------------------

<i>Front LH / RH</i>	Manual	MT8726	<i>Petrol Engine</i>	
<i>Front LH / RH</i>	Manual	MT8727	<i>Diesel Engine</i>	
<i>Rear</i>	Manual	MT8577		

B2500	Bravo	RWD / 4WD	5/96-2/99	4 Cyl 2.5L WL
--------------	--------------	------------------	------------------	----------------------

<i>Front LH / RH</i>	Manual	MT8725		
<i>Rear</i>	Manual	MT9197	<i>RWD Model</i>	
<i>Rear LH</i>	Manual	MT9091	<i>4WD Model</i>	
<i>Rear Centre</i>	Manual	MT8577	<i>4WD Model</i>	

B2500	Bravo	RWD / 4WD	2/99-1/07	4 Cyl 2.5L WLT
--------------	--------------	------------------	------------------	-----------------------

<i>Front LH / RH</i>	Manual	MT8748	<i>To 5/02</i>	
<i>Front LH / RH</i>	Manual	MT8727	<i>From 6/02</i>	
<i>Rear</i>	Manual	MT9771	<i>RWD Model</i>	
<i>Rear LH</i>	Manual	MT8749	<i>4WD Model</i>	
<i>Rear Centre</i>	Manual	MT9092	<i>4WD Model</i>	

B2600	4WD		3/87-10/91	4 Cyl 2.6L 4G54
--------------	------------	--	-------------------	------------------------

<i>Front LH / RH</i>	Manual	MT9836	<i>To 11/89</i>	
<i>Front LH / RH</i>	Manual	MT8550	<i>From 12/89</i>	
<i>Rear LH</i>	Manual	MT9091		
<i>Rear Centre</i>	Manual	MT8577		

Location	Transmission	Part No	Year & Notes	Engine
MAZDA				
B2600 Bravo	RWD		1/90-1/07	4 Cyl 2.6L G6
Front LH / RH	Manual	MT8550	<i>To 12/95</i>	
Front LH / RH	Auto / Manual	MT8725	<i>From 1/96</i>	
Rear	Manual	MT8577	<i>To 2/99</i>	
Rear	Auto / Manual	MT9771	<i>From 3/99</i>	
B2600 Bravo	4WD		1/90-7/06	4 Cyl 2.6L G6
Front LH / RH	Manual	MT8550	<i>To 12/95</i>	
Front LH / RH	Manual	MT8725	<i>From 1/96</i>	
Rear LH	Manual	MT9091	<i>To 2/99</i>	
Rear LH	Manual	MT8749	<i>From 3/99</i>	
Rear Centre	Manual	MT8577	<i>To 2/99</i>	
Rear Centre	Manual	MT9092	<i>From 3/99</i>	
BT50 Turbo Diesel	RWD		11/06-on	4 Cyl 2.5L WLAT
Front LH / RH	Manual	MT7330		
Rear	Manual	MT9771		
BT50 Turbo Diesel	RWD / 4WD		11/06-on	4 Cyl 3.0L WEAT
Front LH / RH	Manual	MT7330		
Rear	Manual	MT9771	<i>RWD Model</i>	
Rear	Manual	MT7517	<i>4WD Model (Mount Insert)</i>	
CX-7	AWD		10/06-on	4 Cyl 2.3L MZR
LH Side	Auto	MT7510		
Rear	Auto	MT7509		
E1800	RWD		2/84-11/90	4 Cyl 1.8L F8
Front LH / RH	Manual	MT8173		
Rear	Manual	MT8176	<i>re-use Balance Weight if Required</i>	
E1800	RWD		12/02-1/07	4 Cyl 1.8L F8
Front LH / RH	Manual	MT9194		
Rear	Manual	MT9195		

Location	Transmission	Part No	Year & Notes	Engine
MAZDA				
E2000, E2200	RWD		1/84-1/03	4 Cyl 2.0L, 2.2L FE, R2
Front LH / RH	Auto / Manual	MT8173	<i>To 5/99</i>	
Front LH / RH	Auto / Manual	MT9194	<i>From 6/99</i>	
Rear	Manual	MT8176	<i>re-use Balance Weight if Required</i>	
E2500	RWD		8/97-5/03	4 Cyl 2.5L WL
Front LH / RH	Manual	MT9196	<i>From 5/01</i>	
Rear	Manual	MT9195		
Eunos 30X	FWD		11/92-12/97	V6 1.8L K8
Front	Auto / Manual	MT9715	<i>also check MT8409 has 47mm Centre to Centre</i>	
X-Member Front	Auto / Manual	MT8272		
X-Member Rear Lower	Auto / Manual	MT8742		
X-Member Rear Upper	Auto / Manual	MT8741		
Eunos 500	FWD		11/92-2/00	V6 2.0L KF
Front	Auto / Manual	MT8409		
LH Side	Auto / Manual	MT8602		
RH Side	Auto / Manual	MT8548		
Rear	Auto / Manual	MT8386		
X-Member Front	Auto / Manual	MT8272		
X-Member Rear Lower	Auto / Manual	MT8742		
X-Member Rear Upper	Auto / Manual	MT8741		
Mazda 2 DY	FWD		12/02-9/07	4 Cyl 1.5L ZY <i>NZ Model – Demio</i>
LH Side	Auto / Manual	MT7294		
RH Side	Auto / Manual	MT7293		
Rear	Auto / Manual	MT7292		
Mazda 2 DE	FWD		9/07-on	4 Cyl 1.5L ZY <i>NZ Model – Demio</i>
LH Side	Auto	MT7495		
LH Side	Manual	MT7493		
RH Side	Auto	MT7275	<i>To 1/08</i>	
RH Side	Auto	MT7494	<i>From 2/08</i>	
RH Side	Manual	MT7492		
Rear	Auto	MT7274		
Rear	Manual	MT7491	<i>4/08-8/08</i>	

Location	Transmission	Part No	Year & Notes	Engine
MAZDA				
Mazda 3 BK FWD				
			1/04-4/10	4 Cyl 2.0L LF
LH Side	Auto / Manual	MT9972		
RH Side	Auto / Manual	MT8486		
Rear	Auto	MT7287		
Rear	Manual	MT9973		
Mazda 3 BL FWD				
			1/09-on	4 Cyl 2.0L LF
LH Side	Auto	MT7488		
LH Side	Manual	MT7487		
RH Side	Auto / Manual	MT7486	<i>Manual without Idle Stop</i>	
RH Side	Manual	MT7490	<i>To 5/09 with Idle Stop</i>	
RH Side	Manual	MT7349	<i>From 6/09 with Idle Stop</i>	
Rear	Auto / Manual	MT9973	<i>Manual without Idle Stop</i>	
Rear	Manual	MT7489	<i>with Idle Stop</i>	
Mazda 3 SP23 FWD				
			1/04-4/10	4 Cyl 2.3L L3
LH Side	Manual	MT7284		
RH Side	Auto / Manual	MT7349	<i>without Turbo</i>	
RH Side	Auto / Manual	MT9971	<i>with Turbo</i>	
Rear	Auto / Manual	MT9970		
Mazda 3 SP25 FWD				
			4/09-on	5 Cyl 2.5L L5
LH Side	Auto	MT7488		
RH Side	Auto	MT7570		
Rear	Auto	MT7568	<i>To Chassis</i>	
Rear	Auto	MT7572	<i>To Engine</i>	
Mazda 6 GG Turbo Diesel FWD				
			10/06-2/08	4 Cyl 2.0L MZRCD
LH Side	Manual	MT7305		
RH Side	Manual	MT7303		
Rear	Manual	MT7304		

Location	Transmission	Part No	Year & Notes	Engine
MAZDA				
Mazda 6 GG, GY FWD 8/02-2/08 4 Cyl 2.3L L3				
LH Side	Auto	MT7499	To 3/05	
LH Side	Auto	MT8106	From 4/05	
LH Side	Manual	MT8106	To 8/05	
LH Side	Manual	MT9980	From 9/05	
RH Side	Auto	MT8108		
RH Side	Manual	MT8104		
Rear	Auto	MT9978	To 8/05	
Rear	Auto	MT9981	From 9/05	
Rear	Manual	MT9978	ALL	
Mazda 6 GG AWD 10/05-2/08 4 Cyl 2.3L L3				
RH Side	Manual	MT7277		
Rear	Manual	MT7276		
Mazda 6 GH FWD 2/08-11/12 4 Cyl 2.5L L5				
LH Side	Auto	MT7503		
RH Side	Auto	MT7502		
Rear	Auto	MT7500		
Rear	Manual	MT7508		
MPV FWD 8/99-6/02 V6 2.5L GY				
Front	Auto	MT9158		
Rear	Auto	MT9157		
MPV RWD 9/93-1/00 V6 3.0L JE				
Front LH / RH	Auto	MT9049	To 10/95 Round Mount type	
Front LH / RH	Auto	MT7031	From 11/95 Rectangle shape	
MPV FWD 1/02-11/06 V6 3.0L AJ				
Front	Auto	MT9162		
Rear	Auto	MT9157		
MX-5 NA RWD 10/89-11/93 4 Cyl 1.6L B6				
Front LH / RH	Manual	MT9081		

Location	Transmission	Part No	Year & Notes	Engine
MAZDA				
MX-5	NB RWD		3/98-9/05	4 Cyl 1.8L BP
<i>Front LH / RH</i>	Auto / Manual	MT7329		
MX-6	GD FWD		10/87-9/91	4 Cyl 2.2L F2T
<i>Front</i>	Auto	MT8169		
<i>Front</i>	Manual	MT8025		
<i>LH Side</i>	Auto	MT8170		
<i>RH Side</i>	Auto	MT8530		
<i>Rear</i>	Auto	MT9726		
MX-6	GE FWD		1/91-12/97	V6 2.5L KL
<i>Front</i>	Auto / Manual	MT8409		
<i>LH Side</i>	Auto	MT8602		
<i>RH Side</i>	Auto / Manual	MT8548		
<i>Rear</i>	Auto	MT8386		
<i>Rear</i>	Manual	MT8394		
<i>X-Member Front</i>	Auto / Manual	MT8272		
<i>X-Member Rear Upper</i>	Auto / Manual	MT8741		
<i>X-Member Rear Lower</i>	Auto / Manual	MT8742		
Premacy FWD			02/01-1/03	4 Cyl 1.8L FP
<i>Front</i>	Auto / Manual	MT8652		
<i>LH Side</i>	Auto	MT9025		
<i>RH Side</i>	Auto / Manual	MT9026		
<i>Rear</i>	Auto	MT8743		
<i>Rear</i>	Manual	MT8739		
Premacy FWD			4/02-1/04	4 Cyl 2.0L FS
<i>Front</i>	Auto / Manual	MT8652		
<i>LH Side</i>	Auto	MT9025		
<i>RH Side</i>	Auto	MT9026		
<i>RH Side</i>	Manual	MT9029		
<i>Rear</i>	Auto	MT8743		
<i>Rear</i>	Manual	MT9028		
T3000	RWD		5/81-4/85	4 Cyl 3.0L HA
<i>Front LH / RH</i>	Manual	MT9093		

Location	Transmission	Part No	Year & Notes	Engine
MAZDA				
T3500	4x2		5/84-1/96	4 Cyl 3.5L SL, SLT
<i>Front LH / RH</i>	Manual	MT9093		
<i>Rear LH / RH</i>	Manual	MT9094		
T4000	RWD		11/89-12/00	4 Cyl 4.0L TF
<i>Front LH / RH</i>	Manual	MT9095		
<i>Rear LH / RH</i>	Manual	MT9198		
T4100	RWD		7/81-11/89	6 Cyl 4.1L ZB
<i>Front LH / RH</i>	Manual	MT9758		
<i>Rear LH / RH</i>	Manual	MT9094		
T4600	RWD		11/90-5/03	4 Cyl 4.6L TM
<i>Front LH / RH</i>	Manual	MT9095		
<i>Rear LH / RH</i>	Manual	MT9198		
Tribute EP 4WD			2/01-1/04	4 Cyl 2.0L YF
<i>Front Upper</i>	Manual	MT7295		
<i>LH Side</i>	Manual	MT9156		
<i>RH Side</i>	Manual	MT9155		
<i>Rear</i>	Manual	MT9154		
Tribute EPFW 4WD			2/01-6/06	V6 3.0L AJ
<i>Front Upper</i>	Auto	MT9810		
<i>Front Lower</i>	Auto	MT9974		
<i>LH Side</i>	Auto	MT9156	<i>To 11/03</i>	
<i>LH Side</i>	Auto	MT7300	<i>From 12/03</i>	
<i>RH Side</i>	Auto	MT9155	<i>To 11/03</i>	
<i>RH Side</i>	Auto	MT7298	<i>From 12/03</i>	
<i>Rear</i>	Auto	MT9154	<i>To 4/03</i>	
<i>Rear</i>	Auto	MT7496	<i>From 4/03</i>	

Location	Transmission	Part No	Year & Notes	Engine
MAZDA				
Tribute	EP 4WD		1/04-12/08	V6 3.0L Duratec AJ
Front	Auto	MT7296	<i>To 6/04 Mount is part of Cross Member</i>	
Front	Auto	MT7497	<i>From 7/04 Mount is part of Cross Member</i>	
LH Side	Auto	MT7300		
RH Side	Auto	MT7298		
Rear	Auto	MT7297		
MERCEDES BENZ				
A140	W168 FWD		2/00-7/01	4 Cyl 1.4L M166.940
Front LH / RH	Auto / Manual	MT7392		
Rear LH / RH	Auto / Manual	MT7391		
A160	W168 FWD		10/98-4/05	4 Cyl 1.6L M166.960
Front LH / RH	Auto / Manual	MT7392		
Rear LH / RH	Auto / Manual	MT7391		
A170	W169 FWD		4/05-12/09	4 Cyl 1.7L M266.940
Front LH / RH	Auto / Manual	MT7398	<i>From Chassis No. J523556</i>	
Rear LH	Auto	MT7396		
Rear LH	Manual	MT7393		
Rear RH	Auto / Manual	MT7394		
A180	CDi W169 Turbo Diesel FWD		10/08-12/09	4 Cyl 2.0L M640.940
Front LH / RH	Auto / Manual	MT7397		
Rear LH	Auto / Manual	MT7395		
A190	W168 FWD		9/99-4/05	4 Cyl 1.9L M166.990
Front LH / RH	Auto	MT7392		
Rear LH / RH	Auto / Manual	MT7391		
A200	W169 FWD		4/05-12/09	4 Cyl 2.0L M266.960
Front LH / RH	Auto / Manual	MT7398	<i>From Chassis No. J523556</i>	
Rear LH	Auto	MT7396		
Rear LH	Manual	MT7393		
Rear RH	Auto / Manual	MT7394		

Location	Transmission	Part No	Year & Notes	Engine
MERCEDES BENZ				
B180	CDi W245 Turbo Diesel	FWD	5/06-on	4 Cyl 2.0L M640.940
Front LH / RH	Auto / Manual	MT7397		
Rear LH	Auto / Manual	MT7395		
B200, B200T	W245	FWD	10/05-on	4 Cyl 2.0L M266.960
Front LH / RH	Auto / Manual	MT7398	<i>From Chassis No. J523556</i>	
Rear LH	Auto	MT7396		
Rear LH	Manual	MT7393		
Rear RH	Auto / Manual	MT7394		
C180, C200	W202, W203	RWD	2/94-10/00	4 Cyl 1.8L M111.951
LH Side	Auto	MT8360	<i>To Chassis No. A436535 / F483847</i>	
RH Side	Auto	MT8360	<i>To Chassis No. A436535 / F483847</i>	
C200	Kompressor W204	RWD	4/08-12/09	4 Cyl 1.8L M271.950
Front LH / RH	Auto	MT7197		
Rear	Auto	MT7198		
C220	W204 Turbo Diesel	RWD	8/07-on	4 Cyl 2.1L M646.811
Front LH	Auto	MT7403		
Front RH	Auto	MT7404		
Rear	Auto	MT7198		
C240	W202	RWD	9/97-11/00	V6 2.4L M112.910
Front LH / RH	Auto	MT7402		
Rear	Auto	MT7198		
C240	W203	RWD	11/00-8/05	V6 2.6L M112.912
Front LH / RH	Auto	MT7402		
Rear	Auto	MT7198		
C280	W204	RWD	8/07-on	V6 3.0L M272.947
Front LH / RH	Auto	MT7405		
Rear	Auto	MT7198		

Location	Transmission	Part No	Year & Notes	Engine
MERCEDES BENZ				
C320	W203 RWD		11/00-8/05	V6 3.2L M112.955
<i>Front LH / RH</i>	Auto	MT7402		
<i>Rear</i>	Auto	MT7198		
CLK280	C209 RWD		9/05- on	V6 3.0L M272.940
<i>Front LH</i>	Auto	MT7407		
<i>Front RH</i>	Auto	MT7408		
<i>Rear</i>	Auto	MT7198		
CLK320	C209 RWD		6/02-9/05	V6 3.2L M112.955
<i>Front LH / RH</i>	Auto	MT7402		
<i>Rear</i>	Auto	MT7198		
CLK350	C209 RWD		9/05-on	V6 3.5L M272.960
<i>Front LH</i>	Auto	MT7407		
<i>Front RH</i>	Auto	MT7408		
<i>Rear</i>	Auto	MT7198		
CLS350	C219 RWD		5/05-on	V6 3.5L M272.964
<i>Front LH / RH</i>	Auto	MT7408		
<i>Rear</i>	Auto	MT7409		
E240	W210 RWD		1/98-8/02	V6 2.4L M112.911
<i>Front LH / RH</i>	Auto	MT7401		
<i>Rear</i>	Auto	MT7198		
E280	W211 Turbo Diesel RWD		09/05-12/09	V6 3.0L M272.943
<i>Front LH / RH</i>	Auto	MT7406		
<i>Rear</i>	Auto	MT7198		
E320	W211 RWD		8/02-2/06	V6 3.2L M112.941
<i>Front LH / RH</i>	Auto	MT7410		
<i>Rear</i>	Auto	MT7198		

Location	Transmission	Part No	Year & Notes	Engine
MERCEDES BENZ				
E350	W211 RWD		1/05-1/10	V6 3.5L M272.964
<i>Front LH</i>	Auto	MT7407		
<i>Front RH</i>	Auto	MT7408		
<i>Rear</i>	Auto	MT7409		
ML280	W164 Turbo Diesel AWD		1/06-12/09	V6 3.0L M642.940
<i>Front LH / RH</i>	Auto	MT7412		
ML320	W164 Turbo Diesel AWD		09/05-11/09	V6 3.0L M642.940
<i>Front LH / RH</i>	Auto	MT7412		
<i>Rear</i>	Auto	MT7411		
ML320	W163 AWD		9/98-3/04	V6 3.2L M112.942
<i>Front LH / RH</i>	Auto	MT8290		
ML350	W163 AWD		4/03-9/05	V6 3.7L M112.970
<i>Front LH / RH</i>	Auto	MT8290		
SLK200 Kompressor	R171 RWD		1/04-on	4 Cyl 1.8L M271.954
<i>Front LH</i>	Auto / Manual	MT7399		
<i>Front RH</i>	Auto / Manual	MT7400		
<i>Rear</i>	Auto / Manual	MT7198		
Sprinter	413CDi Turbo Diesel RWD		1/00-10/06	4 Cyl 2.1L M611.981
<i>Front LH / RH</i>	Manual	MT8488		
<i>Rear</i>	Manual	MT7198		
Vito	108CDi FWD		7/99-4/05	4 Cyl 2.2L M611.980
<i>LH Side</i>	Manual	MT7413		
<i>Transmission Bush</i>	Manual	MT7414		
Vito	109CDi RWD		4/04-1/09	4 Cyl 2.1L M646.982
<i>Front LH / RH</i>	Auto / Manual	MT7415		
<i>Rear</i>	Auto / Manual	MT7416		

Location	Transmission	Part No	Year & Notes	Engine
----------	--------------	---------	--------------	--------

MERCEDES-BENZ

Vito	115CDi	RWD	4/04-1/09	4 Cyl 2.1L M646.982
-------------	---------------	------------	------------------	----------------------------

<i>Front LH / RH</i>	Auto	MT7415
----------------------	------	---------------

<i>Rear</i>	Auto	MT7416
-------------	------	---------------

300E	W124	RWD	3/86-9/93	6 Cyl 2.6L M103.942
-------------	-------------	------------	------------------	----------------------------

<i>Front LH / RH</i>	Auto	MT7015
----------------------	------	---------------

MINI (BMW)

Cooper	R50, R52, R53	FWD	3/02-3/09	4 Cyl 1.6L W10B, WB11
---------------	----------------------	------------	------------------	------------------------------

<i>Front</i>	Auto / Manual	MT7176	<i>From 12/03</i>
--------------	---------------	---------------	-------------------

<i>Rear</i>	Auto / Manual	MT7172
-------------	---------------	---------------

<i>Transmission</i>	Auto	MT7183
---------------------	------	---------------

Cooper , Cooper S	R55, R56	FWD	3/07-on	4 Cyl 1.6L N12B16
--------------------------	-----------------	------------	----------------	--------------------------

<i>LH Side</i>	Auto	MT7424
----------------	------	---------------

<i>LH Side</i>	Manual	MT7423
----------------	--------	---------------

<i>RH Side</i>	Auto / Manual	MT7418
----------------	---------------	---------------

<i>Rear</i>	Auto / Manual	MT7420
-------------	---------------	---------------

Cooper	R56 Turbo Diesel	FWD	5/09-on	4 Cyl 1.6L 9HZT
---------------	-------------------------	------------	----------------	------------------------

<i>LH Side</i>	Manual	MT7422
----------------	--------	---------------

<i>Rear</i>	Auto	MT7420
-------------	------	---------------

MITSUBISHI

380	DB	FWD	9/05-9/08	V6 3.8L 6G75
------------	-----------	------------	------------------	---------------------

<i>Front</i>	Auto / Manual	MT9987
--------------	---------------	---------------

<i>LH Side</i>	Auto	MT9988
----------------	------	---------------

ASX	XA	4WD	7/10-8/12	4 Cyl 2.0L 4B11
------------	-----------	------------	------------------	------------------------

<i>Front</i>	Auto / Manual	MT7326
--------------	---------------	---------------

<i>LH Side</i>	Auto / Manual	MT7315
----------------	---------------	---------------

<i>RH Side</i>	Auto / Manual	MT7312
----------------	---------------	---------------

<i>Rear</i>	Auto / Manual	MT7313
-------------	---------------	---------------

Location	Transmission	Part No	Year & Notes	Engine
MITSUBISHI				
Canter	FE Series 4x2		1/84-11/02	4 Cyl ALL
Front LH / RH	Manual	MT9739	<i>To 9/95</i>	
Rear LH / RH	Manual	MT9727	<i>To 9/95</i>	
Rear LH / RH	Manual	MT9984	<i>From 9/95</i>	
Canter	FG637 4WD		7/96-11/02	4 Cyl 4.2L 4D33
Rear LH	Manual	MT9985		
Rear RH	Manual	MT9986		
Challenger	K97 Turbo Diesel 4WD		1/96-on	4 Cyl 2.8L 4M40T <i>NZ Model</i>
Front LH	Auto / Manual	MT9467		
Front RH	Auto / Manual	MT9990		
Rear	Manual	MT9073		
Challenger	PA 4WD		3/98-4/07	V6 3.0L 6G72
Front LH / RH	Auto / Manual	MT9053		
Rear	Auto	MT8591		
Rear	Manual	MT8723		
Transmission Support	Auto / Manual	MT8366		
Challenger	PB Turbo Diesel RWD / 4WD		12/09-on	4 Cyl 2.5L 4D56T
Front LH / RH	Auto / Manual	MT7005		
Rear	Auto	MT7514	<i>RWD</i>	
Rear	Auto	MT7573	<i>4WD</i>	
Rear	Manual	MT7573	<i>RWD & 4WD</i>	
Chariot	N34W FWD		1/93-12/99	4 Cyl 2.4L 4G64 <i>NZ Model</i>
Front	Manual	MT9061		
LH Side	Manual	MT9063		
Rear	Manual	MT9058		
Colt	RG FWD		8/04-2/08	4 Cyl 1.5L 4G15
LH Side	Auto	MT9996		
LH Side	Manual	MT9917		
RH Side	Auto / Manual	MT9989		

Location	Transmission	Part No	Year & Notes	Engine
mitsubishi				
Colt	RG Turbo	FWD	10/06-12/08	4 Cyl 1.5L 4G15T
<i>LH Side</i>	Manual	MT9917		
<i>RH Side</i>	Manual	MT9989		
Colt	RG	FWD	1/06-on	4 Cyl 1.5L 4A91
<i>LH Side</i>	Auto	MT9996		
<i>RH Side</i>	Auto / Manual	MT7316		
<i>Rear Lower</i>	Auto	MT7425	<i>Roll Stopper</i>	
<i>Rear Lower</i>	Manual	MT7042	<i>Roll Stopper</i>	
Cordia	AA, AB, AC Turbo	FWD	4/83-7/89	4 Cyl 1.8L 4G62T
<i>Front</i>	Manual	MT8697	<i>Mount Insert 70mm OD / 38mm Width</i>	
Cordia	AB, AC Non Turbo	FWD	11/84-7/89	4 Cyl 1.8L 4G37
<i>Front</i>	Auto	MT8343	<i>Complete Assembly</i>	
<i>Front</i>	Auto	MT8145N	<i>Mount Insert 70mm OD</i>	
<i>Rear</i>	Auto	MT8691		
Delica	P24W	4WD	1/89-12/94	4 Cyl 2.4L 4G64 <i>NZ Model</i>
<i>Front LH</i>	Manual	MT8573		
<i>Front RH</i>	Manual	MT9070		
Delica	PA4W	RWD	1/94-12/01	4 Cyl 2.4L 4G64 <i>NZ Model</i>
<i>Front LH / RH</i>	Manual	MT9068		
Delica	P05V Diesel	RWD / 4WD	1/86-12/99	4 Cyl 2.5L 4D56 <i>NZ Model</i>
<i>Front LH</i>	Auto / Manual	MT8573		
<i>Front RH</i>	Auto / Manual	MT8572		
<i>Rear</i>	Auto	MT8642	<i>To 5/94</i>	
Delica	PD8W, PE8W Turbo Diesel	AWD	1/95-12/98	4 Cyl 2.8L 4M40T <i>NZ Model</i>
<i>Engine Steady RH</i>	Manual	MT7092		
<i>Rear</i>	Manual	MT7091		

Location	Transmission	Part No	Year & Notes	Engine
MITSUBISHI				
Diamante	F17A FWD		1/90-12/94	V6 3.0L 6G72 <i>NZ Model</i>
Front	Auto / Manual	MT8500	<i>Complete Assembly</i>	
Front	Auto / Manual	MT8147	<i>Mount Insert 87mm OD / 16mm Tube Hole</i>	
Engine Steady Front	Auto / Manual	MT8344N	<i>Bush Mount Insert (Pair)</i>	
LH Side	Auto / Manual	MT9563		
Rear	Auto / Manual	MT8501	<i>Complete Assembly</i>	
Rear	Auto / Manual	MT8148	<i>Mount Insert 87mm OD / 16mm Tube Hole</i>	
Diamante	F36A, F36W FWD		1/95-12/01	V6 3.0L 6G72 <i>NZ Model</i>
Front	Auto	MT9710	<i>Complete Assembly</i>	
Front	Auto	MT8147	<i>Mount Insert 87mm OD / 16mm Tube Hole</i>	
LH Side	Auto	MT9231	<i>Complete Assembly</i>	
LH Side	Auto	MT8506N	<i>Mount Insert suits Sports Models</i>	
RH Side	Auto	MT9266		
Rear	Auto	MT9273		
Diamante	TJ2R42 FWD		1/02-12/04	V6 3.5L 6G74 <i>NZ Model</i>
Front	Auto	MT9710	<i>Complete Assembly</i>	
Front	Auto	MT8147	<i>Mount Insert 87mm OD / 16mm Tube Hole</i>	
RH Side	Auto	MT9266		
Rear	Auto	MT9273		
Express	SF, SG, SH RWD		10/86-9/95	4 Cyl 2.0L, 2.4L 4G63, 4G64
Front LH	Auto / Manual	MT8573		
Front RH	Auto / Manual	MT8572		
Rear	Auto	MT8642		
Express	SF, SG, SH Diesel RWD		10/86-9/95	4 Cyl 2.5L 4D56
Front LH	Auto / Manual	MT8573		
Front RH	Auto / Manual	MT8572		
Rear	Auto	MT8642		
Express	SJ RWD		1/94-3/06	4 Cyl 2.0L 4G63
Front LH	Auto / Manual	MT8573		
Front RH	Auto / Manual	MT9070	<i>To 6/96</i>	
Front RH	Auto / Manual	MT8572	<i>From 7/96</i>	
Rear	Manual	MT9168		

Location	Transmission	Part No	Year & Notes	Engine	
mitsubishi					
Express SJ RWD			12/94-7/08	4 Cyl 2.4L 4G64	
Front LH	Auto	MT8573			
Front RH	Manual	MT9070			
Rear	Manual	MT9168			
Express SJ Diesel RWD			12/94-5/04	4 Cyl 2.5L 4D56	
Front LH	Manual	MT8573			
Front RH	Manual	MT8572			
Galant E32A FWD			1/87-12/92	4 Cyl 1.8L 4G37	<i>NZ Model</i>
Front	Auto	MT9430		<i>Complete Assembly</i>	
Front	Manual	MT8541		<i>Complete Assembly</i>	
Front	Auto / Manual	MT8145N		<i>Mount Insert 70mm OD</i>	
Rear	Auto / Manual	MT8286			
Galant E35A FWD			1/89-12/95	4 Cyl 1.8L 4G67	<i>NZ Model</i>
Front	Auto	MT9430		<i>Complete Assembly</i>	
Front	Manual	MT8541		<i>Complete Assembly</i>	
Front	Auto / Manual	MT8145N		<i>Mount Insert 70mm OD</i>	
RH Side	Auto	MT8798			
Rear	Auto / Manual	MT8286			
Galant E53A FWD			1/92-12/96	4 Cyl 1.8L 6A11	<i>NZ Model</i>
Front	Auto / Manual	MT8760			
Galant HG FWD			5/89-8/90	4 Cyl 2.0L 4G63	
Front	Auto	MT9430		<i>Complete Assembly</i>	
Front	Manual	MT8541		<i>Complete Assembly</i>	
Front	Auto / Manual	MT8145N		<i>Mount Insert 70mm OD</i>	
LH Side	Auto / Manual	MT8796			
RH Side	Auto	MT8798			
Rear	Auto / Manual	MT8286			

Location	Transmission	Part No	Year & Notes	Engine
mitsubishi				
Galant	HH FWD		9/90-4/94	4 Cyl 2.0L 4G63
Front	Auto	MT9430	<i>Complete Assembly</i>	
Front	Manual	MT8541	<i>Complete Assembly</i>	
Front	Auto / Manual	MT8145N	<i>Mount Insert 70mm OD</i>	
LH Side	Auto / Manual	MT8796		
RH Side	Auto	MT8798		
Rear	Auto / Manual	MT8286		
Galant	HH VR4 4WS AWD		9/90-4/94	4 Cyl 2.0L 4G63T
Front	Manual	MT9728		
Galant	HJ FWD		4/93-4/95	4 Cyl 2.0L 4G63
Front	Auto / Manual	MT8760		
Galant	HJ FWD		4/93-11/96	V6 2.0L 6A12
Front	Auto / Manual	MT8760		
Grandis	BA FWD		5/04-on	4 Cyl 2.4L 4G69 <i>NZ Model – Chariot</i>
Front	Auto	MT9998		
LH Side	Auto	MT7008		
RH Side	Auto	MT9997		
Rear	Auto	MT7001		
L200 Express	MC RWD / 4WD		10/82-12/88	4 Cyl 2.0L 4G63
Front LH / RH	Manual	MT9053	<i>RWD Model</i>	
Front LH / RH	Manual	MT9052	<i>4WD Model</i>	
Rear	Manual	MT8599	<i>4WD Model</i>	
L200 Express	MC Diesel 4WD		10/82-9/84	4 Cyl 2.3L 4D55
Front LH / RH	Manual	MT9051	<i>Rubber Mount</i>	
Front LH / RH	Manual	MT8035N	<i>Urethane Alternative - re use Bracket</i>	
Rear	Manual	MT8553		
Transmission Support	Manual	MT8590		

APPLICATION GUIDE



Location	Transmission	Part No	Year & Notes	Engine
mitsubishi				
L200 Express	MD RWD / 4WD		9/84-10/86	4 Cyl 2.0L 4G63
Front LH / RH	Manual	MT9053	<i>Rubber Mount</i>	
Front LH / RH	Manual	MT8035N	<i>Urethane Alternative - re use Bracket</i>	
Rear	Manual	MT8599	<i>4WD Model</i>	
L200 Express	MD Diesel 4WD		9/84-10/86	4 Cyl 2.3L 4D55
Front LH / RH	Manual	MT9051	<i>Rubber Mount</i>	
Front LH / RH	Manual	MT8035N	<i>Urethane Alternative - re use Bracket</i>	
Rear	Manual	MT8553		
Transmission Support	Manual	MT8590		
L300 Express	SC 4WD		10/83-8/84	4 Cyl 1.8L 4G62
Front LH / RH	Manual	MT9052	<i>Rubber Mount</i>	
Front LH / RH	Manual	MT8035N	<i>Urethane Alternative - re use Bracket</i>	
L300 Express	SD, SE 4WD		8/84-10/86	4 Cyl 1.8L 4G63
Front LH / RH	Manual	MT9052	<i>Rubber Mount</i>	
Front LH / RH	Manual	MT8035N	<i>Urethane Alternative - re use Bracket</i>	
L300 Express	SJ RWD		12/94-7/08	4 Cyl 2.4L 4G64
Front LH	Manual	MT8573		
Front RH	Manual	MT9070		
Rear	Manual	MT9168		
Lancer	CA3A, CA4A FWD		1/91-12/95	4 Cyl 1.5L,1.6L 4G91,4G92 <i>NZ Model</i>
Front	Auto	MT8421		
Front	Manual	MT8416		
LH Side	Auto / Manual	MT8387		
Lancer	CA FWD		4/88-8/90	4 Cyl 1.5L 4G15
Front	Auto / Manual	MT8206		
Rear	Auto / Manual	MT8207		
Lancer	CB FWD		9/90-9/92	4 Cyl 1.5L 4G15
Front	Auto / Manual	MT8206		
Rear	Auto / Manual	MT8207		

Location	Transmission	Part No	Year & Notes	Engine
MITSUBISHI				
Lancer CB FWD			9/90-9/92	4 Cyl 1.6L 4G61
Front	Manual	MT8206		
Rear	Manual	MT8207		
Lancer CB5W FWD			1/96-12/04	4 Cyl 1.8L 4G93 <i>NZ Model</i>
Front	Manual	MT8416		
LH Side	Manual	MT8387		
RH Side	Manual	MT8418		
Rear	Manual	MT8750		
Lancer CC FWD			1/92-7/96	4 Cyl 1.5L 4G15 <i>NZ Model – Libero</i>
Front	Auto / Manual	MT8416	<i>Complete Assembly</i>	
Front	Auto / Manual	MT8421	<i>Mount Insert</i>	
LH Side	Auto / Manual	MT8354		
RH Side	Auto	MT8420	<i>Sedan / Coupe</i>	
RH Side	Manual	MT8418	<i>Hatch</i>	
Rear	Auto / Manual	MT8419		
Lancer CC FWD			9/92-7/96	4 Cyl 1.6L 4G92 <i>NZ Model – Libero</i>
Front	Auto / Manual	MT8416		
Rear	Auto / Manual	MT8419		
Lancer CC FWD			9/92-7/96	4 Cyl 1.8L 4G93 <i>NZ Model – Libero</i>
Front	Auto	MT8421		
Front	Manual	MT8416		
LH Side	Auto / Manual	MT8387		
RH Side	Auto	MT8422		
RH Side	Manual	MT8418		
Rear	Auto / Manual	MT8419		
Lancer CC Turbo FWD			10/92-7/96	4 Cyl 1.8L 4G93T <i>NZ Model – Libero</i>
Front	Manual	MT8416		
LH Side	Manual	MT8387		
RH Side	Manual	MT8557		
Rear	Manual	MT8419		

Location	Transmission	Part No	Year & Notes	Engine
----------	--------------	---------	--------------	--------

MITSUBISHI

Lancer	CE	FWD	7/96-11/04	4 Cyl 1.5L 4G15	NZ Model – Libero
--------	----	-----	------------	-----------------	-------------------

Front		Auto	MT8352		
LH Side		Auto	MT9459	To 2/99	
LH Side		Auto	MT9749	From 8/99	
RH Side		Auto	MT8556	To 12/97	
RH Side		Auto	MT9748	1/98 to 5/98	
RH Side		Auto	MT9751	From 6/98	
Rear		Auto	MT8419		

Front		Manual	MT8605		
LH Side		Manual	MT9750	To 2/99	
LH Side		Manual	MT9458	From 8/99	
RH Side		Manual	MT8556	To-12/97	
RH Side		Manual	MT9463	1/98-5/98	
RH Side		Manual	MT9751	From 6/98	
Rear		Manual	MT8419		

Lancer	CE	Sedan, Hatch	FWD	7/96-11/04	4 Cyl 1.8L 4G93	NZ Model – Libero
--------	----	--------------	-----	------------	-----------------	-------------------

Front			Auto	MT8352	To 10/02	
Front			Auto	MT9818	From 11/02	
LH Side			Auto	MT9459	To 2/99	
LH Side			Auto	MT9749	From 8/99	
RH Side			Auto	MT9751	To 5/98	
RH Side			Auto	MT9762	From 6/98	
Rear			Auto	MT8419		

Front			Manual	MT8605	To 7/99 2 Door Model	
Front			Manual	MT8352	From 8/99 2 Door Model	
LH Side			Manual	MT9458	To 3/99	
LH Side			Manual	MT9749	From 4/99	
RH Side			Manual	MT9751	To 5/98	
RH Side			Manual	MT9762	From 6/98	
Rear			Manual	MT8419		

Location	Transmission	Part No	Year & Notes	Engine
MITSUBISHI				
Lancer CE Wagon	FWD		7/96-7/04	4 Cyl 1.8L 4G93 <i>NZ Model – Libero</i>
Front	Auto	MT8592		
Front	Manual	MT8416		
LH Side	Auto	MT8387		
LH Side	Manual	MT8387	<i>with Power Steering</i>	
RH Side	Auto	MT8422		
RH Side	Manual	MT8418		
Rear	Auto	MT8419		
Lancer CG, CH	FWD		7/02-5/07	4 Cyl 2.0L 4G94
Front	Auto	MT9074		
Front	Manual	MT9078		
LH Side	Auto	MT9080		
Rear	Auto	MT9079		
Rear	Manual	MT9192		
Lancer CH	FWD		8/05-10/09	4 Cyl 2.4L 4G69
Front	Auto / Manual	MT7319		
LH Side	Auto / Manual	MT9080		
RH Side	Auto / Manual	MT7327		
Rear	Auto	MT9079		
Rear	Manual	MT9192		
Lancer CJ	FWD		10/07-on	4 Cyl 2.0L 4B11
Front	Auto / Manual	MT7326		
LH Side	Auto	MT7315		
LH Side	Manual	MT7317		
RH Side	Auto / Manual	MT7312		
Rear	Auto	MT7313		
Rear	Manual	MT7311		
Lancer CJ Turbo	AWD		7/08-on	4 Cyl 2.0L 4B11T
Front	Manual	MT7324		
RH Side	Manual	MT7323		
Rear	Manual	MT7325		

Location	Transmission	Part No	Year & Notes	Engine
MITSUBISHI				
Lancer CJ FWD			9/08-on	4 Cyl 2.4L 4B12
Front	Auto / Manual	MT7326		
LH Side	Auto	MT7315		
LH Side	Manual	MT7317		
RH Side	Auto / Manual	MT7312		
Rear	Auto	MT7313		
Rear	Manual	MT7311		
Lancer CK4A FWD			1/95-12/00	4 Cyl 1.6L 4G92 <i>NZ Model</i>
Front	Auto	MT9074		
Front	Manual	MT8605		
LH Side	Auto	MT9459		
LH Side	Manual	MT9458		
RH Side	Manual	MT9751		
Lancer CY, CZ Turbo AWD			7/04-7/08	4 Cyl 2.0L 4G63T
Front	Manual	MT7002		
RH Side	Manual	MT9993		
Rear	Manual	MT9992		
Libero CB5W FWD			1/92-12/00	4 Cyl 1.8L 4G93 <i>NZ Model</i>
Front	Manual	MT8416		
LH Side	Auto / Manual	MT8387		
RH Side	Auto	MT8422		
RH Side	Manual	MT8418		
Rear	Auto	MT8419		
Rear	Manual	MT8750		
Magna TE, TF FWD			4/96-3/99	4 Cyl 2.4L 4G64
Front	Auto	MT9711		<i>Complete Assembly</i>
Front	Manual	MT9710		<i>Complete Assembly without ABS</i>
Front	Manual	MT8147		<i>Mount Insert 87mm OD / 16mm Tube Hole</i>
LH Side	Auto / Manual	MT8506N		<i>Mount Insert 91.5mm OD / 93mm Offset Hole</i>
RH Side	Auto / Manual	MT8506N		<i>Mount Insert 91.5mm OD / 93mm Offset Hole</i>
Rear	Auto	MT9561		

Location	Transmission	Part No	Year & Notes	Engine
----------	--------------	---------	--------------	--------

MITSUBISHI

Magna	TE, TF	FWD	4/96-3/99	V6 3.0L 6G72
-------	--------	-----	-----------	--------------

Front	Auto / Manual	MT9710	<i>Complete Assembly</i>
Front	Auto / Manual	MT8147	<i>Mount Insert 87mm OD / 16mm Tube Hole</i>
LH Side	Auto	MT9231	<i>Complete Assembly</i>
LH Side	Auto / Manual	MT8506N	<i>Mount Insert 91.5mm OD / 93mm Offset Hole</i>
RH Side	Auto / Manual	MT9266	
Rear	Auto / Manual	MT9273	

Magna	TH, TJ, TL	FWD / AWD	3/99-10/04	V6 3.0L, 3.5L 6G72, 6G74
-------	------------	-----------	------------	--------------------------

Front	Auto / Manual	MT9710	<i>Complete Assembly</i>
Front	Auto / Manual	MT8147	<i>Mount Insert 87mm OD / 16mm Tube Hole</i>
LH Side	Auto – 4 Spd	MT9231	<i>Complete Assembly</i>
LH Side	Auto – 5 Spd	MT9460	<i>Complete Assembly</i>
LH Side	Auto / Manual	MT8506N	<i>Mount Insert 91.5mm OD / 93mm Offset Hole</i>
RH Side	Auto / Manual	MT9266	
Rear	Auto / Manual	MT9273	

Magna	TM, TN, TP	FWD	4/85-7/91	4 Cyl 2.6L 4G54
-------	------------	-----	-----------	-----------------

Front	Auto / Manual	MT8343	<i>Complete Assembly</i>
Front	Auto / Manual	MT8145N	<i>Mount Insert 70mm OD</i>
LH Side	Auto / Manual	MT8503N	<i>From 4/87 Mount Insert 91.5mm OD Centre Hole</i>
RH Side	Auto / Manual	MT8507N	<i>Mount Insert 91.5mm OD / 73mm Offset Hole</i>
Rear	Auto / Manual	MT8286	<i>Complete Assembly</i>
Rear	Auto / Manual	MT8145N	<i>Mount Insert 70mm OD</i>

Magna	TR, TS	FWD	4/91-4/97	4 Cyl 2.6L 4G54
-------	--------	-----	-----------	-----------------

Front	Auto / Manual	MT8500	<i>Complete Assembly</i>
Front	Auto / Manual	MT8147	<i>Mount Insert 87mm OD / 16mm Tube Hole</i>
LH Side	Auto / Manual	MT9564	<i>Complete Assembly</i>
LH Side	Auto / Manual	MT8506N	<i>Mount Insert 91.5mm OD / 93mm Offset Hole</i>
RH Side	Auto / Manual	MT8509N	<i>Efi Model Mount Insert 88.5mm OD 93mm Offset Hole</i>
Rear	Auto / Manual	MT8501	<i>Complete Assembly</i>
Rear	Auto / Manual	MT8148	<i>Mount Insert 87mm OD / 10mm Tube Hole</i>

Location	Transmission	Part No	Year & Notes	Engine	
MITSUBISHI					
Magna	TR,TS	FWD	3/93-4/97	V6 3.0L	6G72
Front	Auto / Manual	MT8500	<i>Complete Assembly</i>		
Front	Auto / Manual	MT8147	<i>Mount Insert 87mm OD / 16mm Tube Hole</i>		
Engine Steady Front	Auto / Manual	MT8344N	<i>Bush Mount Insert (Pair)</i>		
LH Side	Auto / Manual	MT9563	<i>Complete Assembly</i>		
Rear	Auto / Manual	MT8501	<i>Complete Assembly</i>		
Rear	Auto / Manual	MT8148	<i>Mount Insert 87mm OD / 10mm Tube Hole</i>		
Magna	TW	FWD / AWD	10/04-5/06	V6 3.5L	6G74
Front	Auto / Manual	MT9710	<i>Complete Assembly</i>		
Front	Auto / Manual	MT8147	<i>Mount Insert 87mm OD / 16mm Tube Hole</i>		
LH Side	Auto – 4 Spd	MT9231	<i>Complete Assembly FWD Model</i>		
LH Side	Auto – 5 Spd	MT9460	<i>Complete Assembly AWD Model</i>		
LH Side	Auto / Manual	MT8506N	<i>Mount Insert 91.5mm OD / 93mm Offset Hole</i>		
RH Side	Auto / Manual	MT9266			
Rear	Auto / Manual	MT9273			
Mirage	C62A	FWD	1/88-12/91	4 Cyl 1.5L	4G15 <i>NZ Model</i>
Front	Auto / Manual	MT8206			
Rear	Auto / Manual	MT8207			
Mirage	CE	FWD	7/96-8/04	4 Cyl 1.5L	4G15
Front	Auto	MT8352	<i>To 10/02</i>		
Front	Auto	MT9818	<i>From 11/02</i>		
LH Side	Auto	MT9459	<i>To 2/99</i>		
LH Side	Auto	MT9749	<i>From 8/99</i>		
RH Side	Auto	MT8556	<i>To 12/97 with Power Steering</i>		
RH Side	Auto	MT9463	<i>From 1/98-5/98 with Power Steering</i>		
RH Side	Auto	MT9751	<i>To 6/98 with Power Steering</i>		
RH Side	Auto	MT9748	<i>To 5/98 without Power Steering</i>		
RH Side	Auto	MT9751	<i>From 6/98 without Power Steering</i>		
Rear	Auto	MT8419			
Front	Manual	MT8605			
LH Side	Manual	MT9750	<i>To 2/99</i>		
LH Side	Manual	MT9458	<i>From 8/99</i>		
RH Side	Manual	MT8556	<i>To 12/97 with Power Steering</i>		
RH Side	Manual	MT9463	<i>From 1/98-5/98 with Power Steering</i>		
RH Side	Manual	MT9751	<i>From 6/98 with Power Steering</i>		
RH Side	Manual	MT9748	<i>To 5/98 without Power Steering</i>		
RH Side	Manual	MT9751	<i>From 6/98 without Power Steering</i>		
Rear	Manual	MT8419			

Location	Transmission	Part No	Year & Notes	Engine
mitsubishi				
Mirage	CA3A FWD		1/91-12/96	4 Cyl 1.5L 4G91 <i>NZ Model</i>
Front	Auto	MT8421		
Front	Manual	MT8416		
LH Side	Auto / Manual	MT8387		
RH Side	Manual	MT8418		
Rear	Auto	MT8419		
Rear	Manual	MT8750		
Nimbus	UA, UB FWD		5/84-8/87	4 Cyl 1.8L 4G37 <i>NZ Model – Chariot</i>
Front	Auto	MT8343		<i>Complete Assembly</i>
Front	Auto	MT8145N		<i>Mount Insert 70mm OD</i>
Front	Manual	MT8697		<i>Mount Insert 70mm OD / 38mm Width</i>
Rear	Auto	MT8691		
Nimbus	UC FWD		1/86-1/92	4 Cyl 2.0L 4G63 <i>NZ Model – Chariot</i>
Front	Auto	MT8343		<i>Complete Assembly</i>
Front	Auto	MT8145N		<i>Mount Insert 70mm OD</i>
Front	Manual	MT8697		<i>Mount Insert 70mm OD / 38mm Width</i>
Rear	Auto	MT8691		
Nimbus	UF FWD		1/92-11/98	4 Cyl 2.4L 4G64 <i>NZ Model – Chariot</i>
Front	Auto	MT9062		
Front	Manual	MT9061		
LH Side	Auto / Manual	MT9063		
Rear	Auto	MT9059		
Rear	Manual	MT9055		<i>To 5/92</i>
Rear	Manual	MT9058		<i>From 6/92</i>
Nimbus	UG FWD		11/98-5/05	4 Cyl 2.4L 4G64 <i>NZ Model – Chariot</i>
Front	Auto	MT9177		
LH Side	Auto	MT9176		
RH Side	Auto / Manual	MT9179		
Rear	Auto	MT9178		
Outlander	ZE, ZF AWD		1/03-11/06	4 Cyl 2.4L 4G64,4G69 <i>NZ Model – Airtrek</i>
Front	Auto	MT9818		
LH Side	Auto	MT7004		
RH Side	Auto	MT7003		
Rear	Auto	MT9994		

Location	Transmission	Part No	Year & Notes	Engine
MITSUBISHI				
Outlander	ZG AWD		11/06-on	4 Cyl 2.4L 4B12 <i>NZ Model – Airtrek</i>
<i>Front</i>	Auto / Manual	MT7310		
<i>LH Side</i>	Auto	MT7315		
<i>LH Side</i>	Manual	MT7317		
<i>Rear</i>	Auto	MT7314		
<i>Rear</i>	Manual	MT7318		
Outlander	ZG AWD		11/06-on	V6 3.0L 6B31 <i>NZ Model – Airtrek</i>
<i>Front</i>	Auto	MT7310		
<i>LH Side</i>	Auto	MT7321		
<i>Rear</i>	Auto	MT7318		
<i>Roll Stopper</i>	Auto	MT7041		
Outlander	ZH 4WD		10/09-on	4 Cyl 2.4L 4B12 <i>NZ Model – Airtrek</i>
<i>Front</i>	Auto / Manual	MT7310		
<i>LH Side</i>	Manual	MT7315		
<i>Rear</i>	Manual	MT7314		
Pajero	NA-NE 4WD		1/83-8/88	4 Cyl 2.3L, 2.5L 4D55T, 4D56T
<i>Front LH / RH</i>	Manual	MT9051		<i>Rubber Mount</i>
<i>Front LH / RH</i>	Manual	MT8035N		<i>Urethane Alternative</i>
<i>Rear</i>	Manual	MT8553		
<i>Transmission Support</i>	Manual	MT8590		
Pajero	NA-NE 4WD		1/83-8/88	4 Cyl 2.6L 4G54
<i>Front LH / RH</i>	Auto / Manual	MT9052		<i>Rubber Mount</i>
<i>Front LH / RH</i>	Auto / Manual	MT8035N		<i>Urethane Alternative</i>
<i>Rear</i>	Manual	MT8599		
<i>Transmission Support</i>	Auto	MT8590		
Pajero	NF, NG Turbo Diesel 4WD		8/88-4/92	4 Cyl 2.5L 4D56T
<i>Front LH / RH</i>	Manual	MT9051		<i>Rubber Mount</i>
<i>Front LH / RH</i>	Manual	MT8035N		<i>Urethane Alternative</i>
<i>Rear</i>	Manual	MT8553		
<i>Transmission Support</i>	Manual	MT8590		

Location	Transmission	Part No	Year & Notes	Engine
MITSUBISHI				
Pajero	NF, NG	4WD	8/88-4/92	4 Cyl 2.6L 4G54
Front LH / RH	Auto / Manual	MT9052	<i>Rubber Mount</i>	
Front LH / RH	Auto / Manual	MT8035N	<i>Urethane Alternative</i>	
Rear	Manual	MT8599		
Transmission Support	Auto	MT8590		
Pajero	NF, NG	4WD	8/88-7/91	V6 3.0L 6G72
Front LH / RH	Auto / Manual	MT9053	<i>Rubber Mount re-use Bracket if Necessary</i>	
Front LH / RH	Auto / Manual	MT8035N	<i>Urethane Alternative</i>	
Rear	Auto	MT8722		
Rear	Manual	MT8553		
Transmission Support	Auto / Manual	MT8590		
Pajero	NH Turbo Diesel	4WD	5/91-12/93	4 Cyl 2.5L 4D56T
Front LH / RH	Manual	MT9051	<i>Rubber Mount</i>	
Front LH / RH	Manual	MT8035N	<i>Urethane Alternative</i>	
Rear	Manual	MT8367		
Transmission Support	Manual	MT8366		
Pajero	NH	4WD	5/91-12/93	4 Cyl 2.6L 4G54
Front LH / RH	Manual	MT9052	<i>Rubber Mount</i>	
Front LH / RH	Manual	MT8035N	<i>Urethane Alternative</i>	
Rear	Manual	MT8367		
Transmission Support	Manual	MT8366		
Pajero	NH	4WD	5/91-12/93	V6 3.0L 6G72
Front LH / RH	Auto / Manual	MT9051	<i>Rubber Mount</i>	
Front LH / RH	Auto / Manual	MT8035N	<i>Urethane Alternative</i>	
Rear	Auto	MT8363		
Rear	Manual	MT8367		
Transmission Support	Manual	MT8366		
Pajero	NJ Diesel	4WD	12/93-11/96	4 Cyl 2.8L 4M40
Front LH / RH	Manual	MT8369		
Rear	Manual	MT8367		
Transmission Support	Manual	MT8366		

Location	Transmission	Part No	Year & Notes	Engine
mitsubishi				
Pajero	NJ Turbo Diesel	4WD	12/93-11/96	4 Cyl 2.8L 4M40T
<i>Front LH / RH</i>	Manual	MT8369		
<i>Rear</i>	Manual	MT8724		
Pajero	NJ	4WD	12/93-11/96	V6 3.0L 6G72
<i>Front LH / RH</i>	Auto / Manual	MT9051	<i>Rubber Mount</i>	
<i>Front LH / RH</i>	Auto / Manual	MT8035N	<i>Urethane Alternative</i>	
<i>Rear</i>	Auto	MT8363		
<i>Rear</i>	Manual	MT8367		
<i>Transmission Support</i>	Auto / Manual	MT8366		
Pajero	NJ	4WD	12/93-11/96	V6 3.5L 6G74
<i>Front LH / RH</i>	Auto	MT8369	<i>4 Door Model</i>	
<i>Rear</i>	Auto	MT8591		
Pajero	NK Diesel	4WD	11/96-10/97	4 Cyl 2.8L 4M40
<i>Front LH / RH</i>	Manual	MT8368		
<i>Rear</i>	Manual	MT8367		
<i>Transmission Support</i>	Manual	MT8366		
Pajero	NK Turbo Diesel	4WD	11/96-9/97	4 Cyl 2.8L 4M40T
<i>Front LH / RH</i>	Manual	MT8368		
<i>Rear</i>	Manual	MT8724		
Pajero	NK	4WD	11/96-9/97	V6 3.0L 6G72
<i>Front LH / RH</i>	Auto / Manual	MT9051	<i>Rubber Mount</i>	
<i>Front LH / RH</i>	Auto / Manual	MT8035N	<i>Urethane Alternative</i>	
<i>Rear</i>	Auto	MT8363		
<i>Rear</i>	Manual	MT8367		
<i>Transmission Support</i>	Auto / Manual	MT8366		
Pajero	NK	4WD	11/96-9/97	V6 3.5L 6G74
<i>Front LH / RH</i>	Auto / Manual	MT8369	<i>4 Door Model</i>	
<i>Rear</i>	Auto	MT8591		
<i>Rear</i>	Manual	MT8724		

Location	Transmission	Part No	Year & Notes	Engine
MITSUBISHI				
Pajero	NL Turbo Diesel	4WD	9/97-5/00	4 Cyl 2.8L 4M40T
<i>Front LH / RH</i>	Manual	MT8368		
<i>Rear</i>	Manual	MT9073		
Pajero	NL	4WD	9/97-5/00	V6 3.5L 6G74
<i>Front LH / RH</i>	Auto / Manual	MT8369	<i>4 Door Model</i>	
<i>Rear</i>	Auto	MT8591		
<i>Rear</i>	Manual	MT8724		
Pajero	NM Turbo Diesel	4WD	5/00-11/02	4 Cyl 2.8L 4M40T
<i>Front LH / RH</i>	Manual	MT9190		
Pajero	NM Turbo Diesel	4WD	5/02-11/02	4 Cyl 3.2L 4M41T
<i>Front LH / RH</i>	Auto / Manual	MT9191		
Pajero	NM	4WD	5/00-11/02	V6 3.5L 6G74
<i>Front LH / RH</i>	Auto / Manual	MT9185		
<i>Rear</i>	Auto	MT9183		
Pajero	NP Turbo Diesel	4WD	11/02-10/06	4 Cyl 3.2L 4M41T
<i>Front LH / RH</i>	Auto / Manual	MT9191		
Pajero	NP	4WD	11/02-10/06	V6 3.5L, 3.8L 6G74, 6G75
<i>Front LH / RH</i>	Auto / Manual	MT9185		
<i>Rear</i>	Auto	MT9183		
Pajero	NS Turbo Diesel	4WD	10/06-12/08	4 Cyl 3.2L 4M41T
<i>Front LH / RH</i>	Auto / Manual	MT7043		
Pajero	NS	4WD	10/06-12/08	V6 3.8L 6G75
<i>Front LH / RH</i>	Auto / Manual	MT9185		
<i>Rear</i>	Auto	MT9183		

Location	Transmission	Part No	Year & Notes	Engine
mitsubishi				
Pajero	NT 4WD		12/08-on	V6 3.8L 6G75
<i>Front LH / RH</i>	Auto / Manual	MT9185		
<i>Rear</i>	Auto	MT9183		
Pajero	NT 4WD		12/08-on	4 Cyl 3.2L 4M41, 4M41T
<i>Front LH / RH</i>	Auto / Manual	MT7043		
Pajero	iO QA 4WD		3/99-10/01	4 Cyl 1.6L, 1.8L 4G18, 4G93
<i>Front LH / RH</i>	Auto / Manual	MT8747		
Pajero	iO QA 4WD		3/99-10/01	4 Cyl 1.8L 4G93
<i>Front LH / RH</i>	Manual	MT8747	<i>To 8/00</i>	
RVR	N13 FWD		1/91-12/97	4 Cyl 2.0L 4G63 <i>NZ Model</i>
<i>Front</i>	Auto	MT9062		
<i>Front</i>	Manual	MT9061		
<i>LH Side</i>	Auto / Manual	MT9063		
<i>Rear</i>	Auto	MT9059		
<i>Rear</i>	Manual	MT9058		
Scorpion	GE, GH, GJ, GK, GL RWD		3/78-9/85	4 Cyl 2.0L, 2.6L 4G52, 4G54
<i>Front LH / RH</i>	Auto / Manual	MT9053	<i>Rubber Mount</i>	
<i>Front LH / RH</i>	Auto / Manual	MT8035N	<i>Urethane Alternative</i>	
Sigma	GE RWD		10/77-4/80	4 Cyl ALL
<i>Front LH / RH</i>	Auto / Manual	MT9053	<i>Rubber Mount</i>	
<i>Front LH / RH</i>	Auto / Manual	MT8035N	<i>Urethane Alternative</i>	
<i>Rear</i>	Manual	MT8208		
Sigma	GH, GJ, GK, GN RWD		5/80-12/88	4 Cyl ALL
<i>Front LH / RH</i>	Auto / Manual	MT9053	<i>Rubber Mount</i>	
<i>Front LH / RH</i>	Auto / Manual	MT8035N	<i>Urethane Alternative</i>	
Starion	JA, JB, JD RWD		5/82-8/87	4 Cyl 2.0L 4G63, 4G63T
<i>Front LH / RH</i>	Manual	MT9053	<i>Rubber Mount</i>	
<i>Front LH / RH</i>	Manual	MT8035N	<i>Urethane Alternative</i>	

Location	Transmission	Part No	Year & Notes	Engine
MITSUBISHI				
Starwagon	SF, SG, SH	RWD	10/86-9/94	4 Cyl 2.0L, 2.4L 4G63, 4G64
Front LH	Auto / Manual	MT8573		
Front RH	Auto / Manual	MT8572		
Rear	Auto	MT8642		
Starwagon	SJ Sohc Carby Model	RWD	9/95-7/01	4 Cyl 2.0L 4G63
Front LH	Auto / Manual	MT8573		
Front RH	Auto / Manual	MT8572		
Rear	Auto	MT8642		
Starwagon	SJ Dohc Efi Model	RWD	9/95-7/01	4 Cyl 2.0L 4G63
Front LH	Auto / Manual	MT8573		
Front RH	Auto / Manual	MT9070		
Rear	Manual	MT9168		
Starwagon	WA	RWD	9/94-5/04	4 Cyl 2.0L, 2.4L 4G63, 4G64
Front LH / RH	Auto / Manual	MT9068		
Rear	Auto	MT9069		
Starwagon	WA	RWD	9/94-11/96	V6 3.0L 6G72
Front LH / RH	Auto	MT9068		
Rear	Auto	MT9069		
Triton	ME-MJ	RWD	10/86-10/96	4 Cyl 2.5L 4D56, 4D56T
Front LH / RH	Manual	MT9051	<i>Rubber Mount</i>	
Front LH / RH	Manual	MT8035N	<i>Urethane Alternative</i>	
Rear	Manual	MT8575		
Triton	ME-MJ	4WD	10/86-10/96	4 Cyl 2.5L 4D56, 4D56T
Front LH / RH	Manual	MT9051	<i>Rubber Mount</i>	
Front LH / RH	Manual	MT8035N	<i>Urethane Alternative</i>	
Rear	Manual	MT8553	<i>To 8/91</i>	
Rear	Manual	MT9876	<i>From 8/91</i>	
Transmission Support	Manual	MT8590		

Location	Transmission	Part No	Year & Notes	Engine
----------	--------------	---------	--------------	--------

MITSUBISHI

Triton	ME-MJ	RWD	10/86-10/96	4 Cyl 2.6L 4G54
---------------	--------------	------------	--------------------	------------------------

Front LH / RH	Manual	MT9053	<i>Rubber Mount</i>
Front LH / RH	Manual	MT8035N	<i>Urethane Alternative</i>
Rear	Manual	MT8575	

Triton	ME-MJ	4WD	10/86-10/96	4 Cyl 2.6L 4G54
---------------	--------------	------------	--------------------	------------------------

Front LH / RH	Manual	MT9052	<i>Rubber Mount</i>
Front LH / RH	Manual	MT8035N	<i>Urethane Alternative</i>
Rear	Manual	MT8553	
Transmission Support	Manual	MT8590	

Triton	MH, MJ	4WD	9/90-10/96	V6 3.0L 6G72
---------------	---------------	------------	-------------------	---------------------

Front LH / RH	Manual	MT9051	<i>Rubber Mount</i>
Front LH / RH	Manual	MT8035N	<i>Urethane Alternative</i>
Rear	Manual	MT9876	
Transmission Support	Manual	MT8366	

Triton	MK	RWD	10/96-4/07	4 Cyl 2.4L 4G64
---------------	-----------	------------	-------------------	------------------------

Front LH / RH	Auto / Manual	MT9053	<i>Rubber Mount</i>
Front LH / RH	Auto / Manual	MT8035N	<i>Urethane Alternative</i>
Rear	Auto / Manual	MT8575	

Triton	MK Diesel	4WD	1/96-4/04	4 Cyl 2.8L 4M40
---------------	------------------	------------	------------------	------------------------

Front LH / RH	Manual	MT8746	
Rear	Manual	MT8745	
Transmission Support	Manual	MT8366	

Triton	MK Turbo Diesel	4WD	4/03-4/07	4 Cyl 2.8L 4M40T
---------------	------------------------	------------	------------------	-------------------------

Front LH	Manual	MT9467	
Front RH	Manual	MT9990	
Rear	Manual	MT9073	
Transmission Support	Manual	MT8366	

Triton	MK	RWD	8/00-4/07	V6 3.0L 6G72
---------------	-----------	------------	------------------	---------------------

Front LH / RH	Auto / Manual	MT9053	<i>Rubber Mount</i>
Front LH / RH	Auto / Manual	MT8035N	<i>Urethane Alternative</i>

Location	Transmission	Part No	Year & Notes	Engine
----------	--------------	---------	--------------	--------

MITSUBISHI

Triton	MK	4WD	10/96-4/07	V6 3.0L 6G72
---------------	-----------	------------	-------------------	---------------------

Front LH / RH	Auto / Manual	MT9053	<i>Rubber Mount</i>
Front LH / RH	Auto / Manual	MT8035N	<i>Urethane Alternative</i>
Rear	Manual	MT8723	
Transmission Support	Auto / Manual	MT8366	

Triton	ML Turbo Diesel	RWD	7/08-7/09	4 Cyl 2.5L 4D56T
---------------	------------------------	------------	------------------	-------------------------

Front LH / RH	Auto / Manual	MT7005	
Rear	Auto / Manual	MT7514	

Triton	ML	RWD	4/07-7/09	4 Cyl 2.4L 4G64
---------------	-----------	------------	------------------	------------------------

Front LH / RH	Manual	MT7005	
Rear	Manual	MT7514	

Triton	ML	RWD	1/06-7/09	V6 3.5L 6G74
---------------	-----------	------------	------------------	---------------------

Front LH / RH	Auto / Manual	MT7005	
Rear	Auto	MT7328	
Rear LH	Manual	MT9918	

Triton	ML Turbo Diesel	4WD	1/06-7/09	4 Cyl 3.2L 4M41T
---------------	------------------------	------------	------------------	-------------------------

Front LH / RH	Auto / Manual	MT7005	
Rear LH	Auto / Manual	MT9918	

Triton	ML	RWD	1/06-7/09	V6 3.5L 6G74
---------------	-----------	------------	------------------	---------------------

Front LH / RH	Auto / Manual	MT7005	
Rear	Auto	MT7328	
Rear	Manual	MT7514	

Triton	ML	4WD	1/06-7/09	V6 3.5L 6G74
---------------	-----------	------------	------------------	---------------------

Front LH / RH	Auto / Manual	MT7005	
Rear LH	Auto / Manual	MT9918	

Triton	MN Turbo Diesel	RWD	8/09-on	4 Cyl 2.5L 4D56T
---------------	------------------------	------------	----------------	-------------------------

Front LH / RH	Auto / Manual	MT7005	
Rear	Auto / Manual	MT7514	

Location	Transmission	Part No	Year & Notes	Engine
mitsubishi				
Triton	MN Turbo Diesel	4WD	8/09-on	4 Cyl 2.5L 4D56T
<i>Front LH / RH</i>	Auto / Manual	MT7005		
<i>Rear</i>	Auto	MT7573		
Triton	MN RWD		8/09-on	4 Cyl 2.4L 4G64
<i>Front LH / RH</i>	Manual	MT7005		
<i>Rear</i>	Manual	MT7513		
Verada	KE, KF, KH, KJ	FWD	10/96-7/03	V6 3.5L 6G74
<i>Front</i>	Auto	MT9710	<i>Complete Assembly</i>	
<i>Front</i>	Auto	MT8147	<i>Mount Insert 87mm OD / 16mm Tube Hole</i>	
<i>LH Side</i>	Auto	MT9019		
<i>RH Side</i>	Auto	MT9266		
<i>Rear</i>	Auto	MT9273		
Verada	KJ	FWD / AWD	8/00-8/03	V6 3.5L 6G74
<i>Front</i>	Auto	MT9710	<i>Complete Assembly</i>	
<i>Front</i>	Auto	MT8147	<i>Mount Insert 87mm OD / 16mm Tube Hole</i>	
<i>LH Side</i>	Auto	MT9019	<i>FWD Model</i>	
<i>LH Side</i>	Auto	MT9460	<i>AWD Model</i>	
<i>RH Side</i>	Auto	MT9266		
<i>Rear</i>	Auto	MT9273	<i>FWD Model</i>	
Verada	KL	FWD / AWD	7/03-10/04	V6 3.5L 6G74
<i>Front</i>	Auto	MT9710	<i>Complete Assembly</i>	
<i>Front</i>	Auto	MT8147	<i>Mount Insert 87mm OD / 16mm Tube Hole</i>	
<i>LH Side</i>	Auto	MT9460	<i>Complete Assembly</i>	
<i>RH Side</i>	Auto	MT9266		
<i>Rear</i>	Auto	MT9273	<i>FWD Model</i>	
Verada	KR, KS	FWD	8/91-10/97	V6 3.0L 6G72
<i>Front</i>	Auto / Manual	MT8500	<i>Complete Assembly</i>	
<i>Front</i>	Auto / Manual	MT8147	<i>Mount Insert 87mm OD / 16mm Tube Hole</i>	
<i>Engine Steady Front</i>	Auto	MT8344N	<i>Bush Mount Insert (Pair)</i>	
<i>LH Side</i>	Auto / Manual	MT9563	<i>Premium Model</i>	
<i>Rear</i>	Auto / Manual	MT8501	<i>Complete Assembly</i>	
<i>Rear</i>	Auto / Manual	MT8148	<i>Mount Insert 87mm OD / 10mm Tube Hole</i>	

Location	Transmission	Part No	Year & Notes	Engine
MITSUBISHI				
Verada	KW	FWD / AWD	10/04-5/06	V6 3.5L 6G74
<i>Front</i>	Auto	MT9710	<i>Complete Assembly</i>	
<i>Front</i>	Auto	MT8147	<i>Mount Insert 87mm OD / 16mm Tube Hole</i>	
<i>LH Side</i>	Auto	MT9460	<i>Complete Assembly</i>	
<i>RH Side</i>	Auto	MT9266		
<i>Rear</i>	Auto	MT9273	<i>FWD Model</i>	
NISSAN				
120Y	B210	RWD	3/74-2/80	4 Cyl 1.2L A12
<i>Front LH / RH</i>	Auto / Manual	MT8027		
<i>Rear</i>	Manual	MT8033		
180B	P610	RWD	1/72-10/77	4 Cyl 1.8L L18
<i>Front LH / RH</i>	Auto / Manual	MT8151		
200B	P810	RWD	10/77-5/82	4 Cyl 2.0L L20B
<i>Front LH / RH</i>	Auto / Manual	MT8214		
<i>Rear</i>	Auto / Manual	MT8215		
720	4WD		1/82-1/85	4 Cyl 2.2L Z22 <i>NZ Model</i>
<i>Front LH / RH</i>	Manual	MT8229		
<i>Rear</i>	Manual	MT8226		
1200	B110	RWD	6/70-4/75	4 Cyl 1.2L A12
<i>Front LH / RH</i>	Manual	MT8029		
<i>Rear</i>	Manual	MT8033		
1200	B120	RWD	1/71-1/85	4 Cyl 1.2L A12
<i>Front LH / RH</i>	Manual	MT8029	<i>To 1/73</i>	
<i>Front LH / RH</i>	Manual	MT8027	<i>From 2/73</i>	
<i>Rear</i>	Manual	MT8033		
1600	P510	RWD	1/68-10/72	4 Cyl 1.6L L16
<i>Front LH / RH</i>	Manual	MT8027		

APPLICATION GUIDE



Location	Transmission	Part No	Year & Notes	Engine
NISSAN				
180SX	RS13 RWD		1/91-12/97	4 Cyl 2.0L SR20DET
<i>Front LH / RH</i>	Auto / Manual	MT8849		
<i>Rear</i>	Auto	MT8182		
<i>Rear</i>	Manual	MT9616		
200SX	S14, S15 RWD		10/94-2/03	4 Cyl 2.0L SR20DET
<i>Front LH / RH</i>	Auto / Manual	MT8849		
<i>Rear</i>	Auto / Manual	MT8182	<i>Suits S14 Model</i>	
300ZX	Z32 RWD		12/89-10/96	V6 3.0L VG30DE <i>NZ Model – Fairlady</i>
<i>Front LH / RH</i>	Auto / Manual	MT9773		
<i>Rear</i>	Auto / Manual	MT9774		
350Z	Z33A RWD		2/03-on	V6 3.5L VQ35DE
<i>Front LH / RH</i>	Auto / Manual	MT8565		
Avenir	W10 FWD		1/93-12/98	4 Cyl 1.8L SR18DE <i>NZ Model</i>
<i>Front</i>	Auto / Manual	MT8621		
Bluebird 910	RWD		5/81-1/86	4 Cyl 2.0L L20B
<i>Front LH / RH</i>	Auto / Manual	MT8216		
<i>Rear</i>	Auto / Manual	MT8215		
Bluebird U13	FWD		1/90-12/97	4 Cyl 1.8L, 2.0L SR18DE, SR20DE
<i>Front</i>	Auto / Manual	MT8583		
Bluebird U13	FWD		9/93-12/97	4 Cyl 2.4L KA24
<i>Front</i>	Auto	MT9119		
<i>LH Side</i>	Auto / Manual	MT8595		
<i>RH Side</i>	Auto / Manual	MT8594		
<i>Rear</i>	Auto	MT9122		
<i>Rear</i>	Manual	MT9121		
Civilian Bus	W40 RWD		5/88-99	6 Cyl 4.2L TD42
<i>Front LH / RH</i>	Auto / Manual	MT8432		

Location	Transmission	Part No	Year & Notes	Engine
NISSAN				
Dualis	J10E AWD		10/07-on	4 Cyl 2.0L MR20
<i>LH Side</i>	Auto	MT7061		
<i>LH Side</i>	Manual	MT7062		
<i>RH Side</i>	Auto / Manual	MT7427		
<i>Torque Rod</i>	Auto / Manual	MT7072	<i>LHS</i>	
Dualis	JJ10E FWD		8/09-on	4 Cyl 2.0L MR20DE
<i>LH Side</i>	Auto / Manual	MT7061		
<i>Torque Rod</i>	Auto / Manual	MT7072		
EXA	N13 FWD		2/87-12/87	4 Cyl 1.6L CA16DE
<i>Front</i>	Manual	MT8081		
<i>Rear Upper</i>	Manual	MT8435		
EXA	N13 FWD		4/89-11/90	4 Cyl 1.8L CA18DE
<i>Front</i>	Manual	MT8081		
Fairlady	GZ32 RWD		1/89-12/93	V6 3.0L VG30DE <i>NZ Model</i>
<i>Front LH / RH</i>	Auto / Manual	MT9773		
<i>Rear</i>	Auto / Manual	MT9774		
Maxima	A32 FWD		2/95-12/99	V6 3.0L VQ30DE
<i>Front</i>	Auto / Manual	MT8633		
<i>RH Side</i>	Auto / Manual	MT8631		
<i>Rear</i>	Auto / Manual	MT8634		
Maxima	A33 FWD		12/99-12/03	V6 3.0L VQ30DE
<i>Front</i>	Auto	MT8862		
<i>RH Side</i>	Auto	MT8847	<i>To 8/00</i>	
<i>RH Side</i>	Auto	MT7045	<i>From 8/00</i>	
<i>Rear</i>	Auto	MT8865		
Maxima	J30 FWD		4/90-2/95	V6 3.0L VG30E
<i>Front LH</i>	Auto	MT8668		
<i>Front RH</i>	Auto	MT8670		
<i>Rear</i>	Auto	MT8671		
<i>Rear LH</i>	Auto	MT8673		

Location	Transmission	Part No	Year & Notes	Engine
NISSAN				
Maxima	J31	FWD	12/03-7/09	V6 3.5L VQ35DE
<i>Front</i>	Auto	MT8567		
<i>LH Side</i>	Auto	MT7057	<i>To 1/06</i>	
<i>RH Side</i>	Auto	MT8554	<i>To 12/05</i>	
<i>RH Side</i>	Auto	MT8558	<i>From 12/05</i>	
<i>Rear</i>	Auto	MT8581		
Maxima	J32	FWD	6/09-on	V6 2.5L VQ25DE
<i>RH Side</i>	Auto	MT7428		
<i>Rear RH</i>	Auto	MT7434		
Maxima	J32	FWD	6/09-on	V6 3.5L VQ35DE
<i>RH Side</i>	Auto	MT7428		
<i>Rear</i>	Auto	MT7435		
<i>Rear RH</i>	Auto	MT7434		
Micra	K11	FWD	6/95-12/97	4 Cyl 1.3L CG13DE
<i>Front</i>	Manual	MT8873		
<i>LH Side</i>	Manual	MT8861		
<i>RH Side</i>	Auto / Manual	MT9611		
<i>Rear</i>	Auto / Manual	MT8872		
Micra	K12	FWD	10/07-on	4 Cyl 1.4L CR14DE
<i>LH Side</i>	Auto	MT7058		
<i>Rear</i>	Auto	MT7071		
Murano	Z50	4WD	1/05-1/09	V6 3.5L VQ35DE
<i>Front</i>	Auto	MT8193		
<i>RH Side</i>	Auto	MT8554		
<i>Rear</i>	Auto	MT7067		
Murano	Z51	AWD	1/09-on	V6 3.5L VQ35DE
<i>Front</i>	Auto	MT7431		
<i>LH Side</i>	Auto	MT7432		
<i>RH Side</i>	Auto	MT7428		
<i>Rear</i>	Auto	MT7435	<i>Torque rod</i>	
<i>Rear RH</i>	Auto	MT7434	<i>Roll Stopper</i>	

Location	Transmission	Part No	Year & Notes	Engine
NISSAN				
Navara	D21 RWD		1/86-12/97	4 Cyl 2.0L Z20
<i>Front LH / RH</i>	Auto / Manual	MT8326		
<i>Rear</i>	Auto / Manual	MT8545		
Navara	D21 RWD		1/86-12/92	4 Cyl 2.4L Z24
<i>Front LH / RH</i>	Auto / Manual	MT8326		
<i>Rear</i>	Manual	MT8545		
Navara	D21 4WD		1/86-12/92	4 Cyl 2.4L Z24
<i>Front LH / RH</i>	Manual	MT8326		
<i>Rear</i>	Manual	MT8374		
Navara	D21 RWD		1/92-3/98	4 Cyl 2.4L KA24E
<i>Front LH / RH</i>	Auto / Manual	MT8326		
<i>Rear</i>	Auto	MT8374		
<i>Rear</i>	Manual	MT8545		
Navara	D21 4WD		6/92-3/98	4 Cyl 2.4L KA24E
<i>Front LH / RH</i>	Auto / Manual	MT8326		
<i>Rear</i>	Auto / Manual	MT8374		
Navara	D21 Diesel RWD		1/86-12/92	4 Cyl 2.5L SD25
<i>Front RH</i>	Manual	MT8326		
<i>Rear</i>	Manual	MT8545		
Navara	D21 Diesel 4WD		1/86-12/91	4 Cyl 2.5L SD25
<i>Front LH</i>	Manual	MT8609		
<i>Front RH</i>	Manual	MT8326		
<i>Rear</i>	Manual	MT8374		
Navara	D21 Diesel RWD / 4WD		1/88-12/02	4 Cyl 2.7L TD27
<i>Front LH</i>	Manual	MT8609		
<i>Front RH</i>	Manual	MT8326		
<i>Rear</i>	Manual	MT8374	<i>To 3/92</i>	
<i>Rear</i>	Manual	MT8545	<i>From 3/92</i>	

APPLICATION GUIDE



Location	Transmission	Part No	Year & Notes	Engine
NISSAN				
Navara	D21 RWD		1/92-3/98	V6 3.0L VG30E
<i>Front LH / RH</i>	Auto / Manual	MT8375		
<i>Rear</i>	Auto / Manual	MT8545		
Navara	D22 RWD		8/99-12/05	4 Cyl 2.4L KA24DE
<i>Front LH / RH</i>	Auto / Manual	MT8562		
<i>Rear</i>	Auto	MT8374		
<i>Rear</i>	Manual	MT8545		
Navara	D22 4WD		3/97-6/00	4 Cyl 2.4L KA24E, KA24DE
<i>Front LH / RH</i>	Manual	MT8326	<i>To 8/99</i>	
<i>Front LH / RH</i>	Manual	MT7053	<i>From 8/99</i>	
<i>Rear</i>	Manual	MT8374		
Navara	D22 Turbo Diesel RWD		1/08-on	4 Cyl 2.5L YD25T
<i>Front RH</i>	Manual	MT7055		
<i>Rear</i>	Manual	MT8374		
Navara	D22 Turbo Diesel 4WD		1/08-on	4 Cyl 2.5L YD25T
<i>Front LH</i>	Manual	MT7065		
<i>Front RH</i>	Manual	MT7054		
Navara	D22 Diesel RWD		3/97-12/01	4 Cyl 2.7L TD27
<i>Front LH</i>	Manual	MT8609		
<i>Front RH</i>	Manual	MT8326		
<i>Rear</i>	Manual	MT8545		
Navara	D22 Turbo Diesel 4WD		12/01-1/08	4 Cyl 3.0L ZD30T
<i>Front LH</i>	Manual	MT9886		
<i>Front RH</i>	Manual	MT8761		
<i>Rear</i>	Manual	MT9887		
Navara	D22 RWD		6/00-12/05	V6 3.0L VG30E
<i>Front LH / RH</i>	Auto / Manual	MT8375		
<i>Rear</i>	Auto / Manual	MT8545		

Location	Transmission	Part No	Year & Notes	Engine
NISSAN				
Navara	D22 Diesel	4WD	3/97-12/01	4 Cyl 3.2L QD32E
Front LH	Manual	MT8795		
Front RH	Manual	MT8846		
Rear	Manual	MT8374	<i>Dual Cab Model</i>	
Rear	Manual	MT8864	<i>Single Cab Model</i>	
Navara	D22	4WD	2/03-7/06	V6 3.3L VG33E
Front LH / RH	Manual	MT7574		
Rear	Manual	MT8374		
Navara	D40 Turbo Diesel	RWD	12/05-on	4 Cyl 2.5L YD25T
Front LH / RH	Auto / Manual	MT7429		
Rear	Auto / Manual	MT7068		
Navara	D40 Turbo Diesel	RWD	3/11-on	V6 3.0L V9X
Rear	Auto	MT7068		
Navara	D40	RWD	12/05-11/09	V6 4.0L VQ40DE
Front LH / RH	Auto / Manual	MT7230	<i>To 2/06</i>	
Front LH / RH	Auto / Manual	MT7430	<i>From 3/06</i>	
Rear	Auto / Manual	MT7433		
Navara	D40	4WD	12/05-4/10	V6 4.0L VQ40DE
Front LH / RH	Auto / Manual	MT7230	<i>To 2/06</i>	
Front LH / RH	Auto / Manual	MT7430	<i>From 3/06</i>	
Rear	Auto / Manual	MT7068		
Nomad	WSC22B	RWD	12/86-12/94	4 Cyl 2.4L Z24
Front LH / RH	Auto	MT8536		
NX	FWD		10/91-9/95	4 Cyl 2.0L SR20DE
Front	Manual	MT8440		
LH Side	Auto	MT8856		
LH Side	Manual	MT8665		
RH Side	Auto / Manual	MT8444		
Rear	Auto	MT8404		
Rear	Manual	MT8441		

Location	Transmission	Part No	Year & Notes	Engine
NISSAN				
NX-R	FWD		10/91-9/95	4 Cyl 2.0L SR20DE
<i>Front</i>	Manual	MT8440		
<i>LH Side</i>	Auto	MT8856		
<i>LH Side</i>	Manual	MT8665		
<i>RH Side</i>	Auto / Manual	MT8444		
<i>Rear</i>	Auto	MT8404		
<i>Rear</i>	Manual	MT8441		
Pathfinder	D21 4WD		12/86-10/92	4 Cyl 2.4L Z24S <i>NZ Model – Terrano</i>
<i>Front LH / RH</i>	Manual	MT8528		
Pathfinder	D21 4WD		9/92-11/95	V6 3.0L VG30E <i>NZ Model – Terrano</i>
<i>Front LH / RH</i>	Auto	MT8375		
<i>Rear</i>	Auto	MT8374		
Pathfinder	R50 4WD		11/95-7/05	V6 3.3L VG33E <i>NZ Model – Terrano</i>
<i>Front LH / RH</i>	Auto	MT8617		
<i>Rear</i>	Auto	MT8616		
Pathfinder	R51 Turbo Diesel 4WD		1/05-on	4 Cyl 2.5L YD25T <i>NZ Model – Terrano</i>
<i>Front LH / RH</i>	Auto / Manual	MT7429		<i>Heavy Duty Solid Type</i>
<i>Front LH / RH</i>	Auto / Manual	MT8566		<i>Hydro Type</i>
<i>Rear</i>	Auto / Manual	MT7433		
Pathfinder	R51 4WD		7/05-on	6 Cyl 4.0L VQ40DE <i>NZ Model – Terrano</i>
<i>Front LH / RH</i>	Auto	MT7230		
<i>Rear</i>	Auto	MT7068		
Patrol	G60, G61 4WD		1/76-12/80	6 Cyl 4.0L P <i>NZ Model – Safari</i>
<i>Front LH</i>	Manual	MT8234		<i>From 11/79</i>
<i>Front RH</i>	Manual	MT8235		<i>From 11/79</i>
<i>Rear LH / RH</i>	Manual	MT8236		<i>From 11/79</i>

Location	Transmission	Part No	Year & Notes	Engine
NISSAN				
Patrol	MQ (160)	4WD	6/80-1/88	6 Cyl 4.0L P40 <i>NZ Model – Safari</i>
<i>Front LH</i>	Manual	MT8234		
<i>Front RH</i>	Manual	MT8235		
<i>Rear LH</i>	Manual	MT8672		
<i>Rear RH</i>	Manual	MT8236		
Patrol	MQ Diesel	4WD	6/80-12/87	6 Cyl 3.3L SD33,SD33T <i>NZ Model – Safari</i>
<i>Front LH</i>	Manual	MT8234		
<i>Front RH</i>	Manual	MT8235		
<i>Rear LH</i>	Manual	MT8672		
<i>Rear RH</i>	Manual	MT8236		
Patrol	GQ	4WD	1/95-12/97	6 Cyl 2.8L RD28T <i>NZ Model – Safari</i>
<i>Front LH / RH</i>	Manual	MT9116		
<i>Rear LH / RH</i>	Manual	MT8431		
Patrol	GQ	4WD	7/89-12/97	6 Cyl 3.0L RB30 <i>NZ Model – Safari</i>
<i>Front LH / RH</i>	Manual	MT8432		
<i>Rear LH / RH</i>	Manual	MT8431		
Patrol	GQ	4WD	1/88-2/03	6 Cyl 4.2L TB42,TD42 <i>NZ Model – Safari</i>
<i>Front LH / RH</i>	Auto / Manual	MT8432	<i>To 2/91</i>	
<i>Front LH / RH</i>	Auto / Manual	MT8433	<i>From 3/91</i>	
<i>Rear LH / RH</i>	Auto / Manual	MT8431		
Patrol	GU Turbo Diesel	4WD	12/97-4/01	6 Cyl 2.8L RD28Ti <i>NZ Model – Safari</i>
<i>Front LH / RH</i>	Manual	MT9116		
<i>Rear LH / RH</i>	Manual	MT8431		
Patrol	GU Wagon Turbo Diesel	4WD	4/00-on	4 Cyl 3.0L ZD30T <i>NZ Model – Safari</i>
<i>Front LH</i>	Auto / Manual	MT9206		
<i>Front RH</i>	Auto / Manual	MT9203		
<i>Rear LH / RH</i>	Auto / Manual	MT9209		

Location	Transmission	Part No	Year & Notes	Engine
NISSAN				
Patrol	GU Cab / Chassis	Turbo Diesel	4WD	8/07-on 4 Cyl 3.0L ZD30T <i>NZ Model – Safari</i>
<i>Front LH</i>	Manual	MT7059		
<i>Front RH</i>	Manual	MT7047		
<i>Rear LH / RH</i>	Manual	MT9209		
Patrol	GU	4WD	4/98-on	6 Cyl 4.2L TD42,TD42T <i>NZ Model – Safari</i>
<i>Front LH / RH</i>	Auto / Manual	MT8640		
<i>Rear LH / RH</i>	Auto / Manual	MT8431		
Patrol	GU	4WD	12/97-10/01	6 Cyl 4.5L TB45E <i>NZ Model – Safari</i>
<i>Front LH / RH</i>	Auto	MT8640		
<i>Rear LH / RH</i>	Auto	MT8431		
Patrol	GU	4WD	10/01-on	6 Cyl 4.8L TB48DE <i>NZ Model – Safari</i>
<i>Front LH</i>	Auto	MT9104		
<i>Front LH</i>	Manual	MT7064		
<i>Front RH</i>	Auto	MT7052		
<i>Front RH</i>	Manual	MT7051		
<i>Rear LH / RH</i>	Auto / Manual	MT8431		
Pintara	U12	FWD	11/89-4/93	4 Cyl 2.0L CA20E
<i>Front</i>	Manual	MT8621		
<i>LH Side</i>	Auto / Manual	MT9663		
<i>RH Side</i>	Auto / Manual	MT8618		
<i>Rear</i>	Auto / Manual	MT8593		
Pintara	U12	FWD	11/89-4/93	4 Cyl 2.4L KA24E
<i>Front</i>	Manual	MT8621		
<i>LH Side</i>	Auto	MT9663		
<i>RH Side</i>	Auto / Manual	MT8619		
<i>Rear</i>	Auto / Manual	MT8593		
Primera	P10	FWD	1/90-12/96	4 Cyl 1.8L SR18DE <i>NZ Model</i>
<i>Front</i>	Manual	MT8583		
<i>RH Side</i>	Auto / Manual	MT8582		
<i>Rear</i>	Auto / Manual	MT8552		

Location	Transmission	Part No	Year & Notes	Engine
NISSAN				
Primera HP10 FWD			1/89-12/96	4 Cyl 2.0L SR20DE <i>NZ Model</i>
Front	Manual	MT8583		
RH Side	Auto / Manual	MT8582		
Rear	Auto	MT8785		
Rear	Manual	MT8552		
Primera HP11 FWD			1/95-12/02	4 Cyl 2.0L SR20DE <i>NZ Model</i>
RH Side	Auto	MT9610		
RH Side	Manual	MT9615		
Rear	Auto / Manual	MT8552		
Pulsar N13 FWD			7/87-9/91	4 Cyl 1.6L 16LF
Front	Auto	MT8081		
LH Side	Auto	MT8437	<i>Complete Assembly</i>	
LH Side	Auto	MT8802	<i>Mount Insert 82mm OD / 48mm Width</i>	
RH Side	Auto	MT8802	<i>Mount Insert 82mm OD / 48mm Width</i>	
Rear Lower	Auto	MT9618		
Rear Upper	Auto	MT8435		
Front	Manual	MT8081		
LH Side	Manual	MT8437	<i>Complete Assembly</i>	
LH Side	Manual	MT8802	<i>Mount Insert 82mm OD / 48mm Width</i>	
RH Side	Manual	MT8439	<i>Complete Assembly</i>	
RH Side	Manual	MT8802	<i>Mount Insert 82mm OD / 48mm Width</i>	
Rear Lower	Manual	MT8436	<i>Complete Assembly</i>	
Rear Lower	Manual	MT8802	<i>Mount Insert 82mm OD / 48mm Width</i>	
Rear Upper	Manual	MT8435		
Pulsar N13 FWD			7/87-9/91	4 Cyl 1.8L 18LE
Front	Auto	MT8081		
LH Side	Auto	MT8438	<i>Complete Assembly</i>	
LH Side	Auto	MT8802	<i>Mount Insert 82mm OD / 48mm Width</i>	
RH Side	Auto	MT8439	<i>Complete Assembly</i>	
RH Side	Auto	MT8802	<i>Mount Insert 82mm OD / 48mm Width</i>	
Rear Lower	Auto	MT9618		
Rear Upper	Auto	MT8435		<i>(Cont. on page 139)</i>

Location	Transmission	Part No	Year & Notes	Engine
----------	--------------	---------	--------------	--------

NISSAN

Pulsar	N13	FWD	7/87-9/91	4 Cyl 1.8L 18LE	(Cont. from page 138)
--------	-----	-----	-----------	-----------------	-----------------------

Front		Manual	MT8081		
LH Side		Manual	MT8437	<i>Complete Assembly</i>	
LH Side		Manual	MT8802	<i>Mount Insert 82mm OD / 48mm Width</i>	
RH Side		Manual	MT8439	<i>Complete Assembly</i>	
RH Side		Manual	MT8802	<i>Mount Insert 82mm OD / 48mm Width</i>	
Rear Lower		Manual	MT8436	<i>Complete Assembly</i>	
Rear Lower		Manual	MT8802	<i>Mount Insert 82mm OD / 48mm Width</i>	
Rear Upper		Manual	MT8435		

Pulsar	N14	FWD	10/91-10/95	4 Cyl 1.6L GA16DE
--------	-----	-----	-------------	-------------------

Front		Manual	MT8440	
LH Side		Auto / Manual	MT8852	
RH Side		Auto / Manual	MT8405	
Rear		Auto	MT8404	
Rear		Manual	MT8441	

Pulsar	N14	FWD	10/91-3/93	4 Cyl 2.0L SR20DE
--------	-----	-----	------------	-------------------

Front		Manual	MT8440	
LH Side		Auto	MT8856	
LH Side		Manual	MT8443	<i>To 12/92</i>
LH Side		Manual	MT8854	<i>From 12/92</i>
RH Side		Auto / Manual	MT8444	
Rear		Auto	MT8404	
Rear		Manual	MT8441	

Pulsar	N15	FWD	10/95-7/00	4 Cyl 1.6L GA16DE
--------	-----	-----	------------	-------------------

Front		Auto	MT9126	
Front		Manual	MT8440	
LH Side		Auto	MT8852	
LH Side		Manual	MT8664	
RH Side		Auto / Manual	MT8405	
Rear		Auto	MT8404	
Rear		Manual	MT8441	

Location	Transmission	Part No	Year & Notes	Engine
NISSAN				
Pulsar N15 FWD			10/95-1/01	4 Cyl 2.0L SR20DE
Front	Auto	MT9127		
Front	Manual	MT8440		
LH Side	Auto	MT8856		
LH Side	Manual	MT8665	<i>also check MT8856</i>	
RH Side	Auto / Manual	MT8444		
Rear	Auto	MT8735		
Rear	Manual	MT8441		
Pulsar N16 FWD			7/00-2/06	4 Cyl 1.6L, 1.8L QG16DE, QG18DE
Front	Auto / Manual	MT9097		
RH Side	Auto / Manual	MT9099		
Rear	Auto / Manual	MT9100		
Silvia S13 RWD			1/90-12/93	4 Cyl 2.0L SR20DET <i>NZ Model</i>
Front LH / RH	Manual	MT8849		
Rear	Auto	MT8182		
Rear	Manual	MT9616		
Skyline R30 RWD			11/83-6/86	6 Cyl 2.4L L24E
Front LH / RH	Auto	MT8395		
Skyline R31 RWD			7/86-12/90	6 Cyl 3.0L RB30E
Front LH / RH	Auto / Manual	MT8395		
Rear LH	Auto	MT8383		
Rear RH	Auto	MT8391		
Rear	Manual	MT8182		
Skyline R32 AWD			6/91-3/94	6 Cyl 2.6L RB26DETT
Front LH / RH	Manual	MT8563		
Sunny B310 RWD			3/79-12/83	4 Cyl 1.2L A12
Front LH / RH	Manual	MT8031		
Rear	Manual	MT8033		

Location	Transmission	Part No	Year & Notes	Engine
NISSAN				
Sunny	B310 RWD		3/79-10/81	4 Cyl 1.5L A15
<i>Front LH / RH</i>	Manual	MT8031		
Terrano li R20	4WD		3/97-4/00	4 Cyl 2.4L KA24E <i>NZ Model – Mistral</i>
<i>RH Side</i>	Manual	MT8844		
<i>Rear</i>	Manual	MT8374		
Terrano li R20 Turbo Diesel	4WD		3/97-4/00	4 Cyl 2.7L TD27Ti <i>NZ Model – Mistral</i>
<i>LH Side</i>	Manual	MT8858		
<i>RH Side</i>	Manual	MT8844		
<i>Rear</i>	Manual	MT8374		
Tiida	C11 FWD		2/06-on	4 Cyl 1.8L MR18DE
<i>Front LH</i>	Auto	MT7027		
<i>Front LH</i>	Manual	MT7060		
<i>RH Side</i>	Auto / Manual	MT7048		
<i>Rear</i>	Auto / Manual	MT7028		
<i>Rear RH</i>	Auto / Manual	MT7069		
Urvan	E23 RWD		9/82-12/86	4 Cyl 2.0L, 2.3L Z20, SD23
<i>Front LH / RH</i>	Auto / Manual	MT8237		
<i>Rear</i>	Auto / Manual	MT8298		
Urvan	E24 RWD		3/87-12/93	4 Cyl 2.4L Z24
<i>Front LH / RH</i>	Auto / Manual	MT8536		
<i>Rear</i>	Manual	MT8298		
Urvan	E24 RWD		3/87-9/93	4 Cyl 2.7L TD27
<i>Front LH / RH</i>	Auto / Manual	MT8536		
<i>Rear</i>	Manual	MT8298		
Ute	XFN RWD		7/88-1/92	6 Cyl 4.1L Falcon Eng
<i>Front LH / RH</i>	Auto / Manual	MT8099	<i>Rubber Mount</i>	
<i>Front LH / RH</i>	Auto / Manual	MT8001N	<i>Urethane Alternative</i>	
<i>Rear</i>	Auto / Manual	MT8097		

Location	Transmission	Part No	Year & Notes	Engine
NISSAN				
Vanette C20, C120	RWD		7/82-11/84	4 Cyl 1.2L A12
<i>Front LH / RH</i>	Manual	MT8027		
Vanette C22	RWD		12/86-9/93	4 Cyl 2.0L Z20
<i>Front LH / RH</i>	Auto / Manual	MT8536		
X-Trail T30	4WD		10/01-12/07	4 Cyl 2.5L QR25, QR25DE
<i>Front</i>	Auto	MT9208		
<i>Front</i>	Manual	MT9207	<i>To 6/02</i>	
<i>Front</i>	Manual	MT9208	<i>From 7/02</i>	
<i>LH Side</i>	Auto	MT9205		
<i>RH Side</i>	Auto / Manual	MT9202		
<i>Rear</i>	Auto / Manual	MT9124		
X-Trail T31	4WD		10/07-on	4 Cyl 2.5L QR25
<i>LH Side</i>	Manual	MT7062		
<i>Torque Rod</i>	Auto / Manual	MT7072	<i>LHS</i>	
<i>Torque Rod</i>	Auto / Manual	MT7070	<i>RHS</i>	
PEUGEOT				
206	FWD		3/02-2/08	4 Cyl 1.4L 10FSR
<i>LH Side</i>	Auto / Manual	MT7362		
<i>RH Side</i>	Auto / Manual	MT7363		
206	FWD		10/99-2/08	4 Cyl 1.6L TU5JP, TU5JP4
<i>LH Side</i>	Auto / Manual	MT7362		
<i>RH Side</i>	Auto / Manual	MT7364	<i>suits Sohc Model</i>	
<i>RH Side</i>	Auto / Manual	MT8130	<i>suits Dohc Model</i>	
206	GTi FWD		10/99-7/07	4 Cyl 2.0L EW10J4
<i>LH Side</i>	Manual	MT8128		
<i>RH Side</i>	Manual	MT8130		
<i>Rear</i>	Manual	MT8127	<i>Mount Insert</i>	

Location	Transmission	Part No	Year & Notes	Engine
----------	--------------	---------	--------------	--------

PEUGEOT

306	Turbo Diesel	FWD	1/99-12/00	4 Cyl 1.9L XUD9TE
------------	---------------------	------------	-------------------	--------------------------

<i>RH Side</i>	Manual	MT9672		
<i>Rear</i>	Manual	MT8127	<i>Mount Insert</i>	

306	N3	FWD	7/94-7/97	4 Cyl 2.0L XU10J2, XU10J4
------------	-----------	------------	------------------	----------------------------------

<i>RH Side</i>	Auto / Manual	MT9672		
----------------	---------------	---------------	--	--

307	FWD		12/01-2/09	4 Cyl 1.6L TU5JP4
------------	------------	--	-------------------	--------------------------

<i>LH Side</i>	Auto / Manual	MT7362		
<i>RH Side</i>	Manual	MT7361	<i>Bear Transmission</i>	
<i>RH Side</i>	Manual	MT7360	<i>MA Transmission</i>	

307	FWD		12/01-10/05	4 Cyl 2.0L EW10J4
------------	------------	--	--------------------	--------------------------

<i>LH Side</i>	Auto / Manual	MT8128		
<i>RH Side</i>	Auto / Manual	MT7436		
<i>Rear</i>	Auto / Manual	MT7358		

407	Turbo Diesel	FWD	9/04-on	4 Cyl 2.0L DW10BTED4
------------	---------------------	------------	----------------	-----------------------------

<i>LH Side</i>	Auto / Manual	MT7359		
<i>RH Side</i>	Auto / Manual	MT7528		
<i>Rear</i>	Auto / Manual	MT8127	<i>Mount Insert</i>	

407	FWD		9/04-9/09	4 Cyl 2.2L EW12J4
------------	------------	--	------------------	--------------------------

<i>LH Side</i>	Auto / Manual	MT7359		
<i>RH Side</i>	Auto / Manual	MT7437		

PROTON

Jumbuck FWD			2/03-on	4 Cyl 1.5L 4G15P
--------------------	--	--	----------------	-------------------------

<i>Front</i>	Manual	MT9089		
<i>LH Side</i>	Manual	MT8354		
<i>Rear</i>	Manual	MT9087		

Location	Transmission	Part No	Year & Notes	Engine
----------	--------------	---------	--------------	--------

PROTON

M21	C90	FWD	10/97-11/00	4 Cyl 1.8L 4G93
------------	------------	------------	--------------------	------------------------

<i>Front</i>	Auto	MT9090		
<i>Front</i>	Manual	MT9089		
<i>LH Side</i>	Auto	MT8387		
<i>RH Side</i>	Auto	MT8422		
<i>RH Side</i>	Manual	MT8418		
<i>Rear</i>	Auto	MT8419		
<i>Rear</i>	Manual	MT9088		

Persona	FWD		11/96-1/06	4 Cyl 1.5L 4G15P
----------------	------------	--	-------------------	-------------------------

<i>Front</i>	Auto	MT9090		
<i>Front</i>	Manual	MT9089		
<i>LH Side</i>	Auto / Manual	MT8354		
<i>RH Side</i>	Auto	MT8420		
<i>RH Side</i>	Manual	MT8418		
<i>Rear</i>	Auto	MT9087		
<i>Rear</i>	Manual	MT9088		

Persona	FWD		11/96-8/99	4 Cyl 1.6L 4G92
----------------	------------	--	-------------------	------------------------

<i>Front</i>	Auto	MT9090		
<i>Front</i>	Manual	MT9089		
<i>LH Side</i>	Auto / Manual	MT8387		
<i>RH Side</i>	Auto	MT8422		
<i>RH Side</i>	Manual	MT8418		
<i>Rear</i>	Auto	MT9087		
<i>Rear</i>	Manual	MT9088		

Satria	FWD		8/99-5/03	4 Cyl 1.3L 4G13
---------------	------------	--	------------------	------------------------

<i>Front</i>	Manual	MT9089		
<i>LH Side</i>	Manual	MT8354		
<i>RH Side</i>	Manual	MT8418		
<i>Rear</i>	Manual	MT9088		

Location	Transmission	Part No	Year & Notes	Engine
----------	--------------	---------	--------------	--------

PROTON

Satria	C90	FWD	2/97-1/06	4 Cyl 1.5L 4G15P
---------------	------------	------------	------------------	-------------------------

<i>Front</i>	Auto	MT8421		
<i>Front</i>	Manual	MT8416		
<i>LH Side</i>	Auto / Manual	MT8354		
<i>RH Side</i>	Auto	MT8420		
<i>RH Side</i>	Manual	MT8418		
<i>Rear</i>	Auto	MT8419		
<i>Rear</i>	Manual	MT8750		

Satria	C90	FWD	7/97-2/01	4 Cyl 1.6L 4G92
---------------	------------	------------	------------------	------------------------

<i>Front</i>	Auto	MT8421		
<i>Front</i>	Manual	MT8416		
<i>LH Side</i>	Auto / Manual	MT8387		
<i>RH Side</i>	Auto	MT8422		
<i>RH Side</i>	Manual	MT8418		
<i>Rear</i>	Auto	MT8419		
<i>Rear</i>	Manual	MT8750		

Satria	C90	FWD	1/99-12/05	4 Cyl 1.8L 4G93
---------------	------------	------------	-------------------	------------------------

<i>Front</i>	Manual	MT9089		
<i>LH Side</i>	Manual	MT8354		
<i>RH Side</i>	Manual	MT8418		
<i>Rear</i>	Manual	MT9088		

Wira	FWD		5/95-11/96	4 Cyl 1.5L 4G15P
-------------	------------	--	-------------------	-------------------------

<i>Front</i>	Auto	MT8421		
<i>Front</i>	Manual	MT8416		
<i>LH Side</i>	Auto / Manual	MT8354		
<i>RH Side</i>	Auto	MT8420		
<i>RH Side</i>	Manual	MT8418		
<i>Rear</i>	Auto	MT8419		
<i>Rear</i>	Manual	MT8750		

Location	Transmission	Part No	Year & Notes	Engine
PROTON				
Wira	FWD		5/95-11/96	4 Cyl 1.6L 4G92
Front	Auto	MT8421		
Front	Manual	MT8416		
LH Side	Auto / Manual	MT8387		
RH Side	Auto	MT8422		
RH Side	Manual	MT8418		
Rear	Auto	MT8419		
Rear	Manual	MT8750		
RANGE ROVER				
Range Rover	4WD		3/88-2/89	4 Cyl 2.4L
Front LH / RH	Manual	MT8158N	<i>Urethane Mount</i>	
Rear LH / RH	Manual	MT8158N	<i>Urethane Mount</i>	
Range Rover	4WD		6/72-5/95	V8 3.5L, 3.9L
Front LH / RH	Auto / Manual	MT8158N	<i>Urethane Mount</i>	
Rear LH / RH	Auto / Manual	MT7010		
SAAB				
900	FWD		11/94-7/98	4 Cyl 2.0L B204E
Front LH	Manual	MT8573		
Front RH	Auto	MT8146	<i>To 1995</i>	
Front RH	Auto	MT7011	<i>From 1996</i>	
Front RH	Manual	MT8146	<i>All</i>	
900	FWD		2/94-7/98	4 Cyl 2.3L B234i
Front LH	Manual	MT8573		
Front RH	Auto	MT8146	<i>To 1995</i>	
Front RH	Auto	MT7011	<i>From 1996</i>	
Front RH	Manual	MT8146		
900	FWD		2/94-3/98	V6 2.5L B258
Front LH	Manual	MT8573		
Front RH	Auto	MT8146	<i>To 1995</i>	
Front RH	Auto	MT7011	<i>From 1996</i>	
Front RH	Manual	MT8146		

Location	Transmission	Part No	Year & Notes	Engine
----------	--------------	---------	--------------	--------

SAAB

9-3	FWD		6/98-12/03	4 Cyl 2.0L B204E, B205E
------------	------------	--	-------------------	--------------------------------

<i>Front LH</i>	Manual	MT8573		
<i>Front RH</i>	Auto	MT7011		
<i>Front RH</i>	Manual	MT8146		

9-3	FWD		6/98-12/02	4 Cyl 2.3L B234, B235
------------	------------	--	-------------------	------------------------------

<i>Front LH</i>	Manual	MT8573		
<i>Front RH</i>	Auto	MT7011		
<i>Front RH</i>	Manual	MT8146		

9-5	FWD		11/97-3/04	4 Cyl 2.3L B235RE
------------	------------	--	-------------------	--------------------------

<i>LH Side</i>	Auto	MT7040		
<i>LH Side</i>	Manual	MT7226		
<i>RH Side</i>	Auto / Manual	MT7035		

SEAT

Cordoba FWD			1/95-8/98	4 Cyl 1.8L ADZ
--------------------	--	--	------------------	-----------------------

<i>Front</i>	Auto / Manual	MT9013		
<i>Rear LH</i>	Auto / Manual	MT9587		

Cordoba SE FWD			10/98-11/99	4 Cyl 1.6L AEE
-----------------------	--	--	--------------------	-----------------------

<i>Front</i>	Manual	MT9013		
--------------	--------	---------------	--	--

SKODA

Octavia FWD			10/07-on	4 Cyl 1.8L BYT, BZB
--------------------	--	--	-----------------	----------------------------

<i>LH Side</i>	Auto	MT7137		
<i>LH Side</i>	Manual	MT7135		
<i>RH Side</i>	Auto / Manual	MT7132		
<i>Rear Upper</i>	Auto / Manual	MT7145	<i>Rear to Sub Frame</i>	
<i>Rear Lower</i>	Auto / Manual	MT7142	<i>Rear to Sub Frame</i>	

Location	Transmission	Part No	Year & Notes	Engine
----------	--------------	---------	--------------	--------

SKODA

Octavia	Turbo Diesel	FWD	10/07-on	4 Cyl 1.9L BXE
---------	--------------	-----	----------	----------------

LH Side	Auto	MT7137		
LH Side	Manual	MT7135		
RH Side	Auto / Manual	MT7530		
Rear Upper	Auto / Manual	MT7145	<i>Rear to Sub Frame</i>	
Rear Lower	Auto / Manual	MT7142	<i>Rear to Sub Frame</i>	

Octavia	Turbo Diesel	FWD	10/07-on	4 Cyl 2.0L BKD
---------	--------------	-----	----------	----------------

LH Side	Auto	MT7137		
LH Side	Manual	MT7139		
RH Side	Auto / Manual	MT7130		
Rear Upper	Manual	MT7145	<i>Rear to Sub Frame</i>	
Rear Lower	Manual	MT7142	<i>Rear to Sub Frame</i>	

Superb	3T TSi	FWD	3/09-on	4 Cyl 1.8L CDA
--------	--------	-----	---------	----------------

LH Side	Auto	MT7136		
RH Side	Auto	MT7132		
Rear	Auto	MT7141	<i>Rear to Engine</i>	
Rear Upper	Auto	MT7145	<i>Rear to Sub Frame</i>	
Rear Lower	Auto	MT7142	<i>Rear to Sub Frame</i>	

SMART

Fortwo	A450, C450	RWD	10/04-2/08	3 Cyl 0.7L
--------	------------	-----	------------	------------

Front	Manual	MT7515		
Rear LH	Manual	MT7516		

SSANGYONG

Musso	AWD		7/96-8/98	6 Cyl 3.2L IL6
-------	-----	--	-----------	----------------

Front	Auto	MT7156		
LH Side	Auto	MT7151		
RH Side	Auto	MT7150		
Rear	Auto	MT7163		

Location	Transmission	Part No	Year & Notes	Engine
SUBARU				
Brumby 4WD			10/80-1/95	4 Cyl 1.8L EA81
Front LH / RH	Manual	MT9477	<i>To 12/82</i>	
Front LH / RH	Manual	MT9479	<i>From 1/83</i>	
Rear LH / RH	Manual	MT9478	<i>To 12/82</i>	
Rear LH / RH	Manual	MT9480	<i>From 1/83</i>	
Roll Stopper	Manual	MT7221		
DL 4WD			10/80-1/95	4 Cyl 1.8L EA81
Front LH / RH	Manual	MT9479		
Rear LH / RH	Manual	MT9480		
Forester SF5 incl.Turbo AWD			8/97-7/02	4 Cyl 2.0L EJ20E, EJ20T
Front LH / RH	Auto / Manual	MT8956	<i>To 2/99</i>	
Front LH / RH	Auto / Manual	MT9925	<i>From 2/99</i>	
Rear	Auto	MT8524		
Rear	Manual	MT9384		
Roll Stopper	Auto / Manual	MT7220		
Forester SF5 incl.Turbo AWD			7/02-on	4 Cyl 2.5L EJ25, EJ25T
Front LH / RH	Auto / Manual	MT8520	<i>To 10/02</i>	
Front LH / RH	Auto / Manual	MT9925	<i>From 10/02</i>	
Rear	Auto	MT8524		
Rear	Manual	MT9384		
GL 4WD			6/82-1/87	4 Cyl 1.8L EA82
Front LH / RH	Auto / Manual	MT9479		
Rear LH / RH	Manual	MT9480		
Impreza FWD			1/92-12/97	4 Cyl 1.6L EJ16
Front LH / RH	Auto / Manual	MT8520		
Rear	Auto	MT8524		
Rear	Manual	MT8955		
Impreza GX AWD			4/93-11/96	4 Cyl 1.8L EJ18
Front LH / RH	Auto / Manual	MT8520		
Rear LH	Auto / Manual	MT8694		
Rear RH	Auto / Manual	MT8693		

Location	Transmission	Part No	Year & Notes	Engine
SUBARU				
Impreza GX FWD			11/96-8/98	4 Cyl 2.0L EJ20E
Front LH / RH	Auto / Manual	MT8956		
Rear	Auto / Manual	MT8524		
Impreza GX, RX AWD			3/96-9/08	4 Cyl 2.0L EJ20E
Front LH / RH	Auto / Manual	MT8956	<i>To 2/99</i>	
Front LH / RH	Auto / Manual	MT9925	<i>From 3/99</i>	
Rear	Auto	MT8524		
Rear	Manual	MT9384		
Impreza RV AWD			6/01-8/07	4 Cyl 2.0L EJ20E
Front LH / RH	Auto / Manual	MT8520	<i>To 2/03</i>	
Front LH	Auto / Manual	MT9924	<i>From 3/03</i>	
Front RH	Auto / Manual	MT9923	<i>From 3/03</i>	
Rear	Auto	MT8524		
Rear	Manual	MT9384		
Impreza AWD			8/07-on	4 Cyl 2.0L EJ204
Front LH / RH	Auto / Manual	MT8520		
Rear	Auto	MT8524		
Rear	Manual	MT9384		
Roll Stopper	Auto / Manual	MT9930		
Impreza Turbo AWD			10/00-3/02	4 Cyl 2.0L EJ20T
Front LH / RH	Auto / Manual	MT9925		
Rear	Auto / Manual	MT9921		
Impreza RS AWD			10/01-9/05	4 Cyl 2.5L EJ25
Front LH / RH	Auto / Manual	MT8520	<i>To 10/02</i>	
Front LH	Auto / Manual	MT9924	<i>From 11/02</i>	
Front RH	Auto / Manual	MT9923	<i>From 11/02</i>	
Rear	Auto	MT8524		
Rear	Manual	MT9384		

Location	Transmission	Part No	Year & Notes	Engine
----------	--------------	---------	--------------	--------

SUBARU

Impreza RX AWD			2/94-9/98	4 Cyl 2.0L EJ20E
-----------------------	--	--	------------------	-------------------------

<i>Front LH / RH</i>	Auto / Manual	MT8956		
<i>Rear</i>	Auto / Manual	MT8524		

Impreza WRX AWD			8/92-7/98	4 Cyl 2.0L EJ20T
------------------------	--	--	------------------	-------------------------

<i>Front LH / RH</i>	Manual	MT8956		
<i>Rear</i>	Manual	MT9921		

Impreza WRX MY99-02 AWD			8/98-2/03	4 Cyl 2.0L EJ20T
--------------------------------	--	--	------------------	-------------------------

<i>Front LH / RH</i>	Manual	MT9925		
<i>Rear</i>	Manual	MT9921		

Impreza WRX MY03-05 AWD			11/02-9/05	4 Cyl 2.0L EJ20T
--------------------------------	--	--	-------------------	-------------------------

<i>Front LH / RH</i>	Auto / Manual	MT9925		
<i>Rear</i>	Auto	MT8524		
<i>Rear</i>	Manual	MT9384		

Impreza WRX STi AWD			12/02-9/05	4 Cyl 2.0L EJ20T
----------------------------	--	--	-------------------	-------------------------

<i>Front LH / RH</i>	Manual	MT9925		
<i>Rear</i>	Manual	MT7217		

Impreza WRX AWD			9/05-2/08	4 Cyl 2.5L EJ25T
------------------------	--	--	------------------	-------------------------

<i>Front LH</i>	Manual	MT9925	<i>To 6/07</i>	
<i>Front LH</i>	Manual	MT7219	<i>From 7/07</i>	
<i>Front RH</i>	Manual	MT9925	<i>To 6/07</i>	
<i>Front RH</i>	Manual	MT7218	<i>From 7/07</i>	
<i>Rear</i>	Manual	MT9384		

Legacy BGC, BD9 4WD			1/94-12/99	4 Cyl 2.5L EJ25D	<i>NZ Model</i>
----------------------------	--	--	-------------------	-------------------------	-----------------

<i>Front LH / RH</i>	Auto / Manual	MT8520		
<i>Rear</i>	Auto	MT8524		
<i>Rear</i>	Manual	MT9384		

Location	Transmission	Part No	Year & Notes	Engine
SUBARU				
Leone	FWD		10/79-12/84	4 Cyl 1.8L EA81
<i>Front LH / RH</i>	Manual	MT9477		
<i>Rear LH / RH</i>	Manual	MT9478		
Leone	4WD		10/80-1/95	4 Cyl 1.8L EA81, EA82
<i>Front LH / RH</i>	Manual	MT9479		
<i>Rear LH / RH</i>	Manual	MT9480		
Leone	FWD		1/87-8/88	4 Cyl 1.8L EA82
<i>Front LH / RH</i>	Manual	MT9479		
<i>Rear LH / RH</i>	Manual	MT9480		
Liberty	RS Turbo AWD		9/91-6/94	4 Cyl 2.0L EJ20T <i>NZ Model – Legacy</i>
<i>Front LH</i>	Manual	MT9920		
<i>Rear</i>	Manual	MT9384		
<i>Roll Stopper</i>	Manual	MT7221		
Liberty	AWD		10/98-8/07	4 Cyl 2.0L EJ20E <i>NZ Model – Legacy</i>
<i>Front LH / RH</i>	Auto / Manual	MT8520		
<i>Rear</i>	Auto	MT8524		
<i>Rear</i>	Manual	MT9384		
Liberty	Turbo incl. GT AWD		9/03-9/06	4 Cyl 2.0L EJ20T <i>NZ Model – Legacy</i>
<i>Front LH</i>	Auto / Manual	MT7214		
<i>Front RH</i>	Auto / Manual	MT7213		
<i>Rear</i>	Auto	MT7212		
<i>Rear</i>	Manual	MT9384		
Liberty	FWD		10/89-6/94	4 Cyl 2.2L EJ22 <i>NZ Model – Legacy</i>
<i>Front LH / RH</i>	Auto / Manual	MT8520		
<i>Rear</i>	Auto	MT8524		
<i>Rear</i>	Manual	MT8955	<i>To 11/93</i>	
<i>Rear</i>	Manual	MT9827	<i>From 12/93</i>	

Location	Transmission	Part No	Year & Notes	Engine
----------	--------------	---------	--------------	--------

SUBARU

Liberty	AWD		10/89-9/99	4 Cyl	2.2L	EJ22	NZ Model – Legacy
---------	-----	--	------------	-------	------	------	-------------------

Front LH	Auto / Manual	MT9920					
Rear LH	Auto	MT8694	To 5/96				
Rear RH	Auto	MT8693	To 5/96				
Rear	Auto	MT8524	From 5/96				
Rear	Manual	MT9384					
Roll Stopper	Auto / Manual	MT7221					

Liberty	AWD		11/96-8/03	4 Cyl	2.5L	EJ25,EJ25D	NZ Model – Legacy
---------	-----	--	------------	-------	------	------------	-------------------

Front LH / RH	Auto / Manual	MT8520	B11 Platform To 11/98				
Front LH	Auto / Manual	MT7206	B12 Platform From 4/98				
Front RH	Auto / Manual	MT7204	B12 Platform From 4/98				
Rear	Auto	MT8524					
Rear	Manual	MT9384					
Roll Stopper	Auto	MT7220					
Roll Stopper	Manual	MT7221					

Liberty	AWD		9/03-8/07	4 Cyl	2.5L	EJ25D	NZ Model – Legacy
---------	-----	--	-----------	-------	------	-------	-------------------

Front LH	Auto / Manual	MT7214	To 9/04				
Front LH	Auto / Manual	MT7216	From 9/04				
Front RH	Auto / Manual	MT7213	To 9/04				
Front RH	Auto / Manual	MT7215	From 9/04				
Rear	Auto	MT8524					
Rear	Manual	MT9384					

Liberty	AWD		8/07-on	4 Cyl	2.5L	EJ25	NZ Model – Legacy
---------	-----	--	---------	-------	------	------	-------------------

Front LH / RH	Auto / Manual	MT8520					
Rear	Auto	MT8524					
Rear	Manual	MT9384					

Liberty	AWD		8/04-10/08	6 Cyl	3.0L	EZ30D	NZ Model – Legacy
---------	-----	--	------------	-------	------	-------	-------------------

Front LH	Auto / Manual	MT7203					
Front RH	Auto / Manual	MT7210					
Rear	Auto	MT7212					
Rear	Manual	MT7468					

Location	Transmission	Part No	Year & Notes	Engine
SUBARU				
Outback BG9 AWD				
			9/96-10/98	4 Cyl 2.5L EJ25D
Front LH / RH	Auto / Manual	MT8520		
Rear	Auto	MT8524		
Rear LH	Auto	MT8694		
Rear RH	Auto	MT8693		
Rear	Manual	MT9384		
Roll Stopper	Auto	MT7220		
Roll Stopper	Manual	MT7221		
Outback BH9 AWD				
			11/98-9/03	4 Cyl 2.5L EJ25
Front LH	Auto / Manual	MT7206		
Front RH	Auto / Manual	MT7204		
Rear	Auto	MT8524		
Rear	Manual	MT9384		
Roll Stopper	Auto	MT7220	<i>To 2/02</i>	
Roll Stopper	Manual	MT7221	<i>To 2/02</i>	
Roll Stopper	Auto / Manual	MT9929	<i>From 3/02</i>	
Outback BP9 AWD				
			10/03-on	4 Cyl 2.5L EJ25D
Front LH	Auto / Manual	MT7214	<i>To 9/04</i>	
Front LH	Auto / Manual	MT7216	<i>From 9/04</i>	
Front RH	Auto / Manual	MT7213	<i>To 9/04</i>	
Front RH	Auto / Manual	MT7215	<i>From 9/04</i>	
Rear	Auto	MT8524		
Rear	Manual	MT9384		
Outback B4A AWD				
			5/08-on	4 Cyl 2.5L EJ25
Front LH	Manual	MT7216		
Front RH	Manual	MT7215		
Outback AWD				
			10/00-on	6 Cyl 3.0L EZ30D
Front LH	Auto	MT7209	<i>To 9/03</i>	
Front LH	Auto	MT7203	<i>From 10/03</i>	
Front RH	Auto	MT7208	<i>To 9/03</i>	
Front RH	Auto	MT7210	<i>From 10/03</i>	
Rear	Auto	MT8524	<i>To 9/03</i>	
Rear	Auto	MT7212	<i>From 10/03</i>	

Location	Transmission	Part No	Year & Notes	Engine
----------	--------------	---------	--------------	--------

SUBARU

Vortex	XT	FWD / AWD	9/85-6/90	4 Cyl 1.8L EA82, EA82T	<i>NZ Model – Alcyone</i>
---------------	-----------	------------------	------------------	-------------------------------	---------------------------

Front LH / RH	Auto / Manual	MT9479
---------------	---------------	---------------

Rear LH / RH	Manual	MT9480
--------------	--------	---------------

Roll Stopper	Auto / Manual	MT7221
--------------	---------------	---------------

SUZUKI

Baleno	FWD	4/95-3/02	4 Cyl 1.6L G16B
---------------	------------	------------------	------------------------

Front	Auto / Manual	MT8610
-------	---------------	---------------

Rear	Auto / Manual	MT9279
------	---------------	---------------

Baleno	FWD	3/96-1/02	4 Cyl 1.8L J18A
---------------	------------	------------------	------------------------

Front	Auto / Manual	MT8610
-------	---------------	---------------

Rear	Auto / Manual	MT9279
------	---------------	---------------

Cultus	AA34S, AB34S	FWD	1/88-12/99	4 Cyl 1.3L G13B	<i>NZ Model</i>
---------------	---------------------	------------	-------------------	------------------------	-----------------

LH Side	Auto / Manual	MT8388
---------	---------------	---------------

RH Side	Auto / Manual	MT8382
---------	---------------	---------------

Rear	Auto	MT8579
------	------	---------------

Rear	Manual	MT8389
------	--------	---------------

Engine Steady Rear	Auto / Manual	MT8878
--------------------	---------------	---------------

Escudo	TA01W	4WD	1/88-12/97	4 Cyl 1.6L G16A	<i>NZ Model</i>
---------------	--------------	------------	-------------------	------------------------	-----------------

Front LH	Auto / Manual	MT9626	<i>Type 2/3 To Vin No. JSAETA01 C/V00200189</i>
----------	---------------	---------------	---

Front RH	Auto / Manual	MT9621	<i>Type 1</i>
----------	---------------	---------------	---------------

Front RH	Auto / Manual	MT9620	<i>Type 2/3 To Vin No. JSAETA01 C/V00200189</i>
----------	---------------	---------------	---

Front RH	Auto / Manual	MT8452	<i>Type 2/3 From Vin No. JSAETA01 C/V00200190</i>
----------	---------------	---------------	---

Rear	Auto / Manual	MT8396
------	---------------	---------------

Grand Vitara	SQ416V	4WD	10/99-12/03	4 Cyl 1.6L G16B	<i>NZ Model – Escudo</i>
---------------------	---------------	------------	--------------------	------------------------	--------------------------

Front LH / RH	Manual	MT9622
---------------	--------	---------------

Rear	Manual	MT8396
------	--------	---------------

Grand Vitara	SV420, SQ420	AWD	4/98-8/05	4 Cyl 2.0L J20A	<i>NZ Model – Escudo</i>
---------------------	---------------------	------------	------------------	------------------------	--------------------------

Front LH / RH	Auto / Manual	MT9622
---------------	---------------	---------------

Rear	Manual	MT8396	<i>To Vin No. JSAFTL52V00170114</i>
------	--------	---------------	-------------------------------------

Location	Transmission	Part No	Year & Notes	Engine
SUZUKI				
Grand Vitara	JT AWD		9/05-7/08	4 Cyl 2.0L J20A <i>NZ Model – Escudo</i>
<i>Front LH / RH</i>	Auto / Manual	MT7231	<i>From Vin No. JSAJTP54V00100001</i>	
<i>Rear</i>	Auto / Manual	MT7079	<i>From Vin No. JSAJTP54V00100001</i>	
Grand Vitara	SQ625 AWD		4/98-9/05	V6 2.5L H25A <i>NZ Model – Escudo</i>
<i>Front LH / RH</i>	Auto / Manual	MT8874		
<i>Rear</i>	Auto / Manual	MT8396	<i>To Vin No. JSAFTD62V00170344</i>	
Grand Vitara	JB627W AWD		7/01-9/08	V6 2.7L H27A <i>NZ Model – Escudo</i>
<i>Front LH / RH</i>	Auto / Manual	MT8874	<i>To 1/06</i>	
<i>Front LH / RH</i>	Auto / Manual	MT7074	<i>From 2/06</i>	
<i>Rear</i>	Auto / Manual	MT8396	<i>To 1/06</i>	
<i>Rear</i>	Auto / Manual	MT7079	<i>From 2/06</i>	
Hatch	SS40V, SS80V FWD		2/80-12/85	3 Cyl 543, 796cc F5A, F8B
<i>Front LH / RH</i>	Manual	MT8300		
<i>Rear</i>	Manual	MT8300		
Ignis	FWD		10/00-2/06	4 Cyl 1.3L, 1.5L M13A, M15A
<i>LH Side</i>	Auto / Manual	MT8388		
<i>RH Side</i>	Auto / Manual	MT9793		
Jimny	4WD		10/98-On	4 Cyl 1.3L G13BB, M13A
<i>Front LH / RH</i>	Auto / Manual	MT8695		
<i>Rear</i>	Auto / Manual	MT8793		
<i>Transmission</i>	Auto / Manual	MT9826	<i>Transfer Case</i>	
Liana	RA31, RC31 FWD		11/01-2/05	4 Cyl 1.6L M16A
<i>Front</i>	Auto	MT9633		
<i>Front</i>	Manual	MT8610		
<i>RH Side</i>	Auto / Manual	MT7073		
Liana	RA51, RC51 FWD		2/04-11/07	4 Cyl 1.8L M18A
<i>Front</i>	Auto / Manual	MT8810		
<i>RH Side</i>	Auto / Manual	MT7017		
<i>Rear</i>	Auto / Manual	MT8790		

Location	Transmission	Part No	Year & Notes	Engine
SUZUKI				
Mighty Boy	SS40T FWD		7/85-10/88	3 Cyl 543cc F5A
Front LH / RH	Auto / Manual	MT8300		
Sierra (incl. Stockman)	4WD		7/81-8/00	4 Cyl 1.0L F10A
Front LH / RH	Manual	MT8186		
Rear	Manual	MT8187	<i>Transfer Case LJ80 & LJ81</i>	
Transmission LH	Manual	MT9826	<i>Transfer Case Mount Front excluding LJ80 & LJ81</i>	
Transmission RH	Manual	MT9765	<i>Transfer Case Mount Rear</i>	
Sierra SJ50, SJ70, SJ80	4WD		10/83-7/99	4 Cyl 1.3L G13A, G13B
Front LH / RH	Manual	MT8186		
Rear	Manual	MT7348	<i>Engine side</i>	
Transmission LH / RH	Manual	MT9826	<i>Transfer Case</i>	
Swift SF FWD			1/89-5/96	3 Cyl 1.0L G10 NZ Model - Cultus
LH Side	Manual	MT8388		
Rear	Auto	MT8579	<i>Type 1 Gearshift</i>	
Rear	Auto	MT8389	<i>Type 2 From Vin No. JSAEAA44S00140001</i>	
Rear	Manual	MT8389		
Engine Steady Rear	Auto	MT8878		
Swift SF FWD			1/86-6/004 Cyl 1.3L	G13B, G13BA NZ Model - Cultus
LH Side	Auto / Manual	MT8388		
RH Side	Auto / Manual	MT8382		
Rear	Auto	MT8579		
Rear	Manual	MT8389		
Engine Steady Rear	Auto	MT8878		
Swift SF FWD / AWD			10/89-4/96	4 Cyl 1.6L G16B NZ Model - Cultus
LH Side	Auto / Manual	MT8388		
RH Side	Auto / Manual	MT8382		
Rear	Auto / Manual	MT8389		
Swift ZC11S FWD			1/04-on	4 Cyl 1.3L M13A NZ Model
LH Side	Auto / Manual	MT8789		
RH Side	Auto / Manual	MT8630		
Rear	Auto / Manual	MT7077		

Location	Transmission	Part No	Year & Notes	Engine
SUZUKI				
Swift	EZ FWD		2/05-on	4 Cyl 1.5L, 1.6L M15A, M16A <i>NZ Model – Cultus</i>
<i>LH Side</i>	Auto / Manual	MT8789		
<i>RH Side</i>	Auto / Manual	MT8630		
<i>Rear</i>	Auto / Manual	MT7077		
SX4	GY FWD / AWD		2/07-on	4 Cyl 2.0L J20A
<i>Front</i>	Auto / Manual	MT7081		
<i>LH Side</i>	Auto / Manual	MT7076		
<i>RH Side</i>	Auto / Manual	MT7075		
<i>Rear</i>	Auto / Manual	MT7080		
Vitara	SE416 4WD		7/88-10/95	4 Cyl 1.6L G16A
<i>Front LH / RH</i>	Auto / Manual	MT9621	<i>Type 1</i>	
<i>Front LH</i>	Auto / Manual	MT9626	<i>Type 2/3 To Vin No. JSAETA01C/V00200189</i>	
<i>Front RH</i>	Auto / Manual	MT9620	<i>Type 2/3 To Vin No. JSAETA01C/V00200189</i>	
<i>Front LH / RH</i>	Auto / Manual	MT8452	<i>Type 2/3 From Vin No. JSAETA01C/V00200190</i>	
<i>Rear</i>	Auto / Manual	MT8396		
Vitara	SV420, SQ420 4WD		5/97-5/99	4 Cyl 2.0L J20A
<i>Front LH / RH</i>	Auto / Manual	MT8874		
<i>Rear</i>	Manual	MT8396		
Vitara	SV620 4WD		3/95-4/99	V6 2.0L H20A
<i>Front LH / RH</i>	Auto / Manual	MT8874		
<i>Rear</i>	Auto / Manual	MT8396	<i>To Vin No. JSAETD01V01101789</i>	
Vitara	SZ416 4WD		8/91-5/99	4 Cyl 1.6L G16B
<i>Front LH / RH</i>	Auto / Manual	MT8452		
<i>Rear</i>	Auto / Manual	MT8396	<i>To Vin No. JSAETD01V01101789</i>	
X90	B11S 4WD		3/96-6/98	4 Cyl 1.6L G16B
<i>Front LH / RH</i>	Auto / Manual	MT8452		
<i>Rear</i>	Auto / Manual	MT8396	<i>To Vin No. JSAEB11S00102439</i>	
XL-7	JA627 4WD		7/01-1/06	V6 2.7L H27A
<i>Front LH / RH</i>	Auto / Manual	MT8874		
<i>Rear</i>	Auto / Manual	MT8396	<i>To JSAHTX92V00102831</i>	

Location	Transmission	Part No	Year & Notes	Engine
TOYOTA				
4 Runner LN60, LN61	Diesel 4WD		8/84-9/89	4 Cyl 2.4L 2L
Front LH / RH	Manual	MT8467	<i>Rubber Mount</i>	
Front LH / RH	Manual	MT8153N	<i>Urethane Alternative</i>	
Rear	Manual	MT8315		
4 Runner LN130	Diesel 4WD		11/89-7/96	4 Cyl 2.8L 3L
Front LH / RH	Manual	MT8467	<i>Rubber Mount</i>	
Front LH / RH	Manual	MT8153N	<i>Urethane Alternative</i>	
Rear	Manual	MT8576		
4 Runner RN130	4WD		10/89-7/96	4 Cyl 2.4L 22R
Front LH	Manual	MT8885	<i>Rubber Mount</i>	
Front RH	Manual	MT8881	<i>Rubber Mount</i>	
Front LH / RH	Manual	MT8153N	<i>Urethane Alternative</i>	
Rear	Manual	MT8576		
4 Runner VZN130	4WD		10/90-7/96	V6 3.0L 3VZE
Front LH / RH	Auto / Manual	MT8574		
Rear	Manual	MT8576	<i>To 1/92</i>	
4 Runner YN60, YN63	4WD		7/84-10/90	4 Cyl 2.0L 3YC, 4YEC
Front LH / RH	Manual	MT8463	<i>Rubber Mount</i>	
Front LH / RH	Manual	MT8153N	<i>Urethane Alternative</i>	
Rear	Manual	MT8315		
4 Runner YN130	4WD		11/89-12/90	4 Cyl 2.2L 4YEC
Front LH	Auto	MT8464	<i>Rubber Mount</i>	
Front LH / RH	Auto	MT8153N	<i>Urethane Alternative</i>	
Aurion GSV40	FWD		10/06-on	V6 3.5L 2GR-FE
Front	Auto	MT8285		
LH Side	Auto	MT8321		
RH Side	Auto	MT7093		

Location	Transmission	Part No	Year & Notes	Engine
----------	--------------	---------	--------------	--------

TOYOTA

Avalon	MCX10	FWD	7/00-3/06	V6 3.0L 1MZF
--------	-------	-----	-----------	--------------

Front	Auto	MT8603		
LH Side	Auto	MT8685		
Engine Steady RH	Auto	MT8406		
Rear	Auto	MT8919	<i>Mount Insert To 11/02 80mm OD / 52mm Width</i>	
Rear	Auto	MT9150	<i>From 11/02 Complete Assembly</i>	
Rear	Auto	MT8299	<i>From 11/02 Mount Insert</i>	

Avensis	ACM20	FWD	12/01-11/03	4 Cyl 2.0L 1AZFE
---------	-------	-----	-------------	------------------

Front	Auto	MT9763		
Front	Manual	MT9106		
RH Side	Auto / Manual	MT8283		
Rear	Auto / Manual	MT9788		

Avensis	ACM21	FWD	11/03-on	4 Cyl 2.4L 2AZFE
---------	-------	-----	----------	------------------

Front	Auto	MT9779		
RH Side	Auto	MT8283		
Rear	Auto	MT9789		

Bundera	J70	4WD	1/85-12/91	4 Cyl 2.4L 22R
---------	-----	-----	------------	----------------

Front LH	Manual	MT8885	<i>Rubber Mount</i>	
Front RH	Manual	MT8881	<i>Rubber Mount</i>	
Front LH / RH	Manual	MT8153N	<i>Urethane Alternative</i>	

Bundera	LJ70	Turbo Diesel	4WD	1/85-12/91	4 Cyl 2.4L 2LT
---------	------	--------------	-----	------------	----------------

Front LH / RH	Manual	MT8467	<i>Rubber Mount</i>	
Front LH / RH	Manual	MT8153N	<i>Urethane Alternative</i>	

Caldina	ST190	FWD	1/92-12/96	4 Cyl 1.8L 4SFE	NZ Model
---------	-------	-----	------------	-----------------	----------

Front	Auto / Manual	MT9310		
LH Side	Manual	MT9376		
Rear	Auto	MT9358		
Rear	Manual	MT9356		

Location	Transmission	Part No	Year & Notes	Engine
TOYOTA				
Caldina	ST191, ST195	4WD	1/92-12/98	4 Cyl 2.0L 3SFE <i>NZ Model</i>
Front	Auto	MT9310	<i>To 1996</i>	
Front	Auto	MT9295	<i>From 1996</i>	
Rear	Auto	MT9358		
Camry	ACV36	FWD	9/02-7/06	4 Cyl 2.4L 2AZFE <i>NZ Model – Vista</i>
Front	Auto / Manual	MT9216		
LH Side	Auto	MT7113		
LH Side	Manual	MT9130		
RH Side	Auto / Manual	MT9217		
Engine Steady RH	Auto / Manual	MT7032		
Rear	Manual	MT7103		
Camry	ACV40	FWD	7/06-on	4 Cyl 2.4L 2AZFE <i>NZ Model – Vista</i>
Front	Auto / Manual	MT8255		
LH Side	Auto	MT7114		
LH Side	Manual	MT8232		
RH Side	Auto / Manual	MT8284		
Engine Steady RH	Auto / Manual	MT7092		
Rear	Auto / Manual	MT7091		
Camry	MCV20	FWD	8/97-9/02	V6 3.0L 1MZFE <i>NZ Model – Vista</i>
Front	Auto	MT8603		
Front	Manual	MT8737		
LH Side	Auto	MT8376		
Engine Steady RH	Auto / Manual	MT8406		
Rear	Auto	MT8919	<i>Mount Insert 80mm OD / 52mm Width</i>	
Rear	Manual	MT9804	<i>Complete Assembly</i>	
Rear	Manual	MT8378	<i>Mount Insert 80mm OD / 12mm Tube Hole</i>	
Camry	MCV36	FWD	9/02-7/06	V6 3.0L 1MZFE <i>NZ Model – Vista</i>
Front	Auto	MT8603		
Front	Manual	MT8737		
LH Side	Auto	MT8685		
Engine Steady RH	Auto / Manual	MT8406		
Rear	Auto	MT9150	<i>Complete Assembly</i>	
Rear	Auto	MT8299	<i>Mount Insert</i>	
Rear	Manual	MT9804	<i>Complete Assembly</i>	
Rear	Manual	MT8378	<i>Mount Insert 80mm OD / 12mm Tube Hole</i>	

Location	Transmission	Part No	Year & Notes	Engine
TOYOTA				
Camry	SDV10	FWD	2/93-12/95	4 Cyl 2.2L 5SFE <i>NZ Model – Vista</i>
<i>Front</i>	Auto	MT8373		
<i>Front</i>	Manual	MT8384		
<i>LH Side</i>	Auto / Manual	MT8377		
<i>Engine Steady RH</i>	Auto / Manual	MT8397		
<i>Rear</i>	Auto	MT8372		
<i>Rear</i>	Manual	MT8385		
Camry	SV20	FWD	5/87-8/89	4 Cyl 1.8L 1S <i>NZ Model – Vista</i>
<i>Front</i>	Auto	MT8279		
<i>Front</i>	Manual	MT8280		
<i>Centre</i>	Auto / Manual	MT8357		
<i>Rear</i>	Auto / Manual	MT8244		
Camry	SV21, SV22	FWD	5/87-2/93	4 Cyl 2.0L 3SFE, 3SFC <i>NZ Model – Vista</i>
<i>Front</i>	Auto	MT8279		
<i>Front</i>	Manual	MT8280		
<i>LH Side</i>	Auto / Manual	MT8393		
<i>RH Side</i>	Auto / Manual	MT8914		
<i>Centre</i>	Auto / Manual	MT8357	<i>To 10/91</i>	
<i>Rear</i>	Auto	MT8244		
<i>Rear</i>	Manual	MT9668		
Camry	SXV10	FWD	2/93-5/98	4 Cyl 2.2L 5SFE <i>NZ Model – Vista</i>
<i>Front</i>	Auto	MT8373		
<i>Front</i>	Manual	MT8384		
<i>LH Side</i>	Auto / Manual	MT8377		
<i>Engine Steady RH</i>	Auto / Manual	MT8397		
<i>Rear</i>	Auto	MT8372		
<i>Rear</i>	Manual	MT8385		
Camry	SXV20	FWD	8/97-9/02	4 Cyl 2.2L 5SFE <i>NZ Model – Vista</i>
<i>Front</i>	Auto	MT8909		
<i>Front</i>	Manual	MT8384		
<i>LH Side</i>	Auto / Manual	MT8377		
<i>Engine Steady RH</i>	Auto	MT9653		
<i>Engine Steady RH</i>	Manual	MT8397		
<i>Rear</i>	Auto	MT8928		
<i>Rear</i>	Manual	MT8385		

Location	Transmission	Part No	Year & Notes	Engine
TOYOTA				
Camry	VCV10 FWD		4/97-8/97	V6 3.0L 3VZFE <i>NZ Model – Vista</i>
Front	Auto / Manual	MT8607		
LH Side	Auto	MT8376		
Engine Steady RH	Auto / Manual	MT8398		
Rear	Auto / Manual	MT8378	<i>Mount Insert 80mm OD / 12mm Tube Hole</i>	
Camry	VDV10 FWD		2/93-7/95	V6 3.0L 3VZFE <i>NZ Model – Vista</i>
Front	Auto	MT8607		
LH Side	Auto	MT8376		
Engine Steady RH	Auto	MT8398		
Rear	Auto	MT8378	<i>Mount Insert 80mm OD / 12mm Tube Hole</i>	
Camry	VZV21 FWD		6/88-2/93	V6 2.5L 2VZFE <i>NZ Model – Vista</i>
Front	Auto	MT8279		
LH Side	Auto	MT8393		
RH Side	Auto	MT8355		
Centre	Auto	MT8357		
Rear	Auto	MT8924		
Carina	FWD		1/92-12/97	4 Cyl 1.5L, 1.6L, 1.8L 4AFE, 5AFE, 7AFE <i>NZ Model</i>
RH Side	Auto / Manual	MT7353		
Celica	RA40 RWD		11/77-11/81	4 Cyl 2.0L 18RC
Front LH / RH	Manual	MT8153N	<i>Urethane Mount</i>	
Rear	Manual	MT8019	<i>To 1/79</i>	
Rear	Manual	MT8246	<i>From 1/79</i>	
Celica	RA60 RWD		11/81-10/83	4 Cyl 2.0L 21RC
Front RH	Manual	MT8880	<i>Rubber Mount</i>	
Front LH / RH	Manual	MT8153N	<i>Urethane Alternative</i>	
Rear	Manual	MT8246		
Celica	RA65 RWD		10/84-12/85	4 Cyl 2.4L 22REC
Front LH / RH	Manual	MT8153N	<i>Urethane Mount</i>	
Rear	Manual	MT8246		

Location	Transmission	Part No	Year & Notes	Engine
----------	--------------	---------	--------------	--------

TOYOTA

Celica	SA63	RWD	10/83-10/84	4 Cyl 2.0L 2SC
---------------	-------------	------------	--------------------	-----------------------

<i>Front LH / RH</i>	Auto / Manual	MT9879		
----------------------	---------------	---------------	--	--

<i>Rear</i>	Auto / Manual	MT8246		
-------------	---------------	---------------	--	--

Celica	ST162	FWD	10/85-11/89	4 Cyl 2.0L 3SFE, 3SGE
---------------	--------------	------------	--------------------	------------------------------

<i>Front</i>	Auto	MT9300		
--------------	------	---------------	--	--

<i>Front</i>	Manual	MT8280		
--------------	--------	---------------	--	--

<i>RH Side</i>	Auto / Manual	MT9318		
----------------	---------------	---------------	--	--

<i>Rear</i>	Auto / Manual	MT9355		
-------------	---------------	---------------	--	--

Celica	ST183	FWD	1/89-12/93	4 Cyl 2.0L 3SFE	<i>NZ Model</i>
---------------	--------------	------------	-------------------	------------------------	-----------------

<i>Front</i>	Auto	MT9241		
--------------	------	---------------	--	--

<i>Front</i>	Manual	MT9244		
--------------	--------	---------------	--	--

<i>LH Side</i>	Manual	MT9245		
----------------	--------	---------------	--	--

<i>RH Side</i>	Auto / Manual	MT9242		
----------------	---------------	---------------	--	--

<i>Rear</i>	Auto / Manual	MT9243		
-------------	---------------	---------------	--	--

Celica	ST184	FWD	9/89-2/95	4 Cyl 2.2L 5SFE
---------------	--------------	------------	------------------	------------------------

<i>Front</i>	Auto	MT9241		
--------------	------	---------------	--	--

<i>Front</i>	Manual	MT9244		
--------------	--------	---------------	--	--

<i>LH Side</i>	Manual	MT9245		
----------------	--------	---------------	--	--

<i>RH Side</i>	Auto / Manual	MT9878		
----------------	---------------	---------------	--	--

<i>Rear</i>	Auto / Manual	MT9243		
-------------	---------------	---------------	--	--

Celica	ST204	FWD	2/94-11/99	4 Cyl 2.2L 5SFE
---------------	--------------	------------	-------------------	------------------------

<i>Front</i>	Auto	MT8907		
--------------	------	---------------	--	--

<i>Front</i>	Manual	MT8907	<i>To 8/95</i>	
--------------	--------	---------------	----------------	--

<i>Front</i>	Manual	MT8620	<i>From 8/95</i>	
--------------	--------	---------------	------------------	--

<i>RH Side</i>	Auto / Manual	MT8915		
----------------	---------------	---------------	--	--

<i>Rear</i>	Auto	MT8927		
-------------	------	---------------	--	--

<i>Rear</i>	Manual	MT8926		
-------------	--------	---------------	--	--

Location	Transmission	Part No	Year & Notes	Engine
TOYOTA				
Celica	ST205 AWD		4/94-10/95	4 Cyl 2.0L 3SGTE
Front	Manual	MT8907	<i>To 8/95</i>	
Front	Manual	MT8620	<i>From 9/95</i>	
Rear	Manual	MT8926		
Celica	TA22, TA23 RWD		11/71-6/76	4 Cyl 1.6L 2T
Front LH / RH	Auto / Manual	MT8017	<i>Rubber Mount</i>	
Front LH / RH	Auto / Manual	MT8153N	<i>Urethane Alternative</i>	
Rear	Auto	MT8019		
Rear	Manual	MT8069		
Celica	ZZT231 FWD		11/99-1/06	4 Cyl 1.8L 2ZZGE
Front	Auto	MT9763		
Front	Manual	MT9645		
RH Side	Auto	MT9776	<i>To 10/03</i>	
RH Side	Auto	MT7085	<i>From 10/03</i>	
RH Side	Manual	MT9775	<i>To 10/03</i>	
RH Side	Manual	MT7084	<i>From 10/03</i>	
Coaster	BB40, BB58 RWD		2/93-9/06	4 Cyl 3.4L,4.1L 13B,15BFTE <i>NZ Model</i>
Front LH / RH	Manual	MT9649		
Coaster	HZB50 RWD		2/93-2/03	6 Cyl 4.2L 1HZ
Front LH / RH	Manual	MT9644		
Corolla	AE71 RWD		10/81-4/86	4 Cyl 1.6L 4AC
Front LH / RH	Auto / Manual	MT8067		
Corolla	AE80 FWD		9/85-5/90	4 Cyl 1.3L 2ALC
Front	Auto / Manual	MT8248		
RH Side	Auto	MT8537		
RH Side	Manual	MT8253		
Rear	Auto	MT8251		
Rear	Manual	MT8359		

Location	Transmission	Part No	Year & Notes	Engine
TOYOTA				
Corolla	AE82	FWD	9/85-5/90	4 Cyl 1.6L 4ALC
<i>Front</i>	Auto / Manual	MT8248		
<i>LH Side</i>	Manual	MT9362		
<i>RH Side</i>	Auto / Manual	MT8253		
<i>Rear</i>	Auto	MT8251		
<i>Rear</i>	Manual	MT8359		
Corolla	AE82	FWD	1/86-5/90	4 Cyl 1.6L 4AGEL
<i>Front</i>	Manual	MT9872		
<i>RH Side</i>	Manual	MT8253		
Corolla	AE86	RWD	7/83-12/85	4 Cyl 1.6L 4AC
<i>Front LH / RH</i>	Manual	MT8067		
<i>Rear</i>	Manual	MT8069		
Corolla	AE90	FWD	1/89-10/92	4 Cyl 1.4L 6AFC
<i>Front</i>	Manual	MT8254		
<i>RH Side</i>	Manual	MT8551		
<i>Rear</i>	Manual	MT8413		
Corolla	AE91	FWD	1/87-12/89	4 Cyl 1.5L All <i>NZ Model</i>
<i>Front</i>	Auto	MT8412		
<i>Front</i>	Manual	MT8254		
<i>LH Side</i>	Auto / Manual	MT8185		
<i>RH Side</i>	Auto / Manual	MT8551		
<i>Rear</i>	Manual	MT8413		
Corolla	AE92	FWD	8/91-10/92	4 Cyl 1.6L 4AGEL
<i>Front</i>	Manual	MT8254		
<i>RH Side</i>	Manual	MT8551		
<i>Rear</i>	Manual	MT8413		
Corolla	AE92	FWD	6/89-9/94	4 Cyl 1.6L 4AFC
<i>Front</i>	Auto	MT8412		
<i>Front</i>	Manual	MT8254		
<i>RH Side</i>	Auto / Manual	MT8551		
<i>Rear</i>	Auto	MT8450		
<i>Rear</i>	Manual	MT8413		

Location	Transmission	Part No	Year & Notes	Engine
TOYOTA				
Corolla	AE92	FWD	10/89-9/94	4 Cyl 1.6L 4AFE, 4AGEL
Front	Auto	MT8412		
Front	Manual	MT8254		
LH Side	Auto / Manual	MT8185	<i>4AFE Engine Only</i>	
RH Side	Auto / Manual	MT8551		
Rear	Auto	MT8450		
Rear	Manual	MT8413		
Corolla	AE93	FWD	10/92-9/94	4 Cyl 1.8L 7AFE
Front	Auto / Manual	MT8900		
RH Side	Auto / Manual	MT8913		
Rear	Auto	MT8450		
Rear	Manual	MT8413		
Corolla	AE95	AWD	4/88-9/96	4 Cyl 1.6L 4AFE
Front	Auto / Manual	MT8254		
RH Side	Auto / Manual	MT8551		
Rear	Auto / Manual	MT8413		
Corolla	AE100	FWD	1/91-12/00	4 Cyl 1.5L 5AFE <i>NZ Model</i>
Front	Auto	MT8412		
Front	Manual	MT9875	<i>To 5/95</i>	
Front	Manual	MT8412	<i>From 5/95</i>	
LH Side	Manual	MT9629		
RH Side	Auto / Manual	MT8410	<i>Angled support has matching hole on vehicle</i>	
Rear	Auto	MT8413		
Rear	Manual	MT8411		
Corolla	AE101	FWD	9/94-11/99	4 Cyl 1.6L 4AFE
Front	Auto	MT8412		
Front	Manual	MT9875	<i>To 7/95</i>	
Front	Manual	MT8412	<i>From 7/95</i>	
LH Side	Auto	MT8415		
LH Side	Manual	MT9629	<i>To 1/95</i>	
LH Side	Manual	MT9010	<i>From 1/95</i>	
RH Side	Auto / Manual	MT8410	<i>Angled support has matching hole on vehicle</i>	
Rear	Auto	MT8413	<i>To 6/96</i>	
Rear	Auto	MT9654	<i>From 7/96</i>	
Rear	Manual	MT8411		

Location	Transmission	Part No	Year & Notes	Engine
----------	--------------	---------	--------------	--------

TOYOTA

Corolla	AE102	FWD	9/94-11/99	4 Cyl 1.8L 7AFE
---------	-------	-----	------------	-----------------

Front	Auto	MT8412		
Front	Manual	MT9643	<i>To 7/95</i>	
Front	Manual	MT8412	<i>From 7/95</i>	
LH Side	Auto	MT8415		
LH Side	Manual	MT9629	<i>To 1/95</i>	
LH Side	Manual	MT9010	<i>From 1/95</i>	
RH Side	Auto / Manual	MT8410	<i>Angled support has matching hole on vehicle</i>	
Rear	Auto	MT8413	<i>To 6/96</i>	
Rear	Auto	MT9654	<i>From 6/96</i>	
Rear	Manual	MT8411		

Corolla	AE110	FWD	1/95-12/00	4 Cyl 1.5L 5AFE	NZ Model
---------	-------	-----	------------	-----------------	----------

Front	Auto	MT8412			
Front	Manual	MT9875	<i>To 5/95</i>		
Front	Manual	MT8412	<i>From 5/95</i>		
LH Side	Manual	MT9629			
RH Side	Auto / Manual	MT8410	<i>Angled support has matching hole on vehicle</i>		
Rear	Auto	MT8413			
Rear	Manual	MT8411			

Corolla	AE111	FWD	1/95-12/00	4 Cyl 1.6L 4AFE	NZ Model
---------	-------	-----	------------	-----------------	----------

Front	Auto / Manual	MT8412			
LH Side	Auto	MT8637			
RH Side	Auto / Manual	MT8410	<i>Angled support has matching hole on vehicle</i>		
Rear	Auto	MT8413			
Rear	Manual	MT8411			

Corolla	AE112	FWD	10/98-12/01	4 Cyl 1.8L 7A-FE
---------	-------	-----	-------------	------------------

Front	Auto / Manual	MT8412		
LH Side	Auto	MT8637		
RH Side	Auto / Manual	MT8410	<i>Angled support has matching hole on vehicle</i>	
Rear	Auto / Manual	MT8411		

Location	Transmission	Part No	Year & Notes	Engine
TOYOTA				
Corolla	EE100	FWD	1/91-12/97	4 Cyl 1.3L 2E <i>NZ Model</i>
<i>Front</i>	Auto	MT8412		
<i>Front</i>	Manual	MT9875		
<i>Rear</i>	Auto	MT8413		
<i>Rear</i>	Manual	MT8411		
Corolla	EE101	FWD	1/91-12/96	4 Cyl 1.3L 4EFE <i>NZ Model</i>
<i>Front</i>	Manual	MT9875		
<i>LH Side</i>	Manual	MT9629		
<i>RH Side</i>	Manual	MT8410	<i>Angled support has matching hole on vehicle</i>	
<i>Rear</i>	Manual	MT8411		
Corolla	KE30 to KE55	RWD	11/74-11/81	4 Cyl 1.2L, 1.3L 3KC, 4KC
<i>Front LH</i>	Auto / Manual	MT8013		
<i>Rear</i>	Auto	MT8009		
Corolla	KE70	RWD	1/80-4/86	4 Cyl 1.3L 4KC
<i>Front LH</i>	Auto / Manual	MT8013		
<i>Front RH</i>	Auto / Manual	MT8061		
<i>Rear</i>	Auto	MT8246		
Corolla	ZRE152R	FWD	5/07-on	4 Cyl 1.8L 2ZRFE
<i>Front</i>	Auto	MT8191		
<i>Front</i>	Manual	MT8257		
<i>LH Side</i>	Auto	MT7117		
<i>LH Side</i>	Manual	MT7116		
<i>RH Side</i>	Auto / Manual	MT7086		
<i>Rear</i>	Auto	MT7387		
<i>Rear</i>	Manual	MT7108		
Corolla	ZZE122R	FWD	12/01-4/07	4 Cyl 1.8L 1ZZ-FE
<i>Front</i>	Auto	MT9261		
<i>Front</i>	Manual	MT9267	<i>Japan Manufactured Model</i>	
<i>Front</i>	Manual	MT9641	<i>South African Manufactured Model</i>	
<i>LH Side</i>	Manual	MT9262		
<i>RH Side</i>	Auto / Manual	MT9263		
<i>Rear</i>	Auto	MT7107	<i>From 10/05</i>	
<i>Rear</i>	Manual	MT9265		

Location	Transmission	Part No	Year & Notes	Engine
TOYOTA				
Corolla	ZZE123R Sportivo	FWD	5/03-2/06	4 Cyl 1.8L 2ZZGE
<i>Front</i>	Manual	MT9641		
<i>RH Side</i>	Manual	MT9777		
<i>Rear</i>	Manual	MT9265		
Corona	RT81	RWD	1/66-3/74	4 Cyl 1.6L 12R
<i>Front LH / RH</i>	Auto / Manual	MT8023		
<i>Rear</i>	Auto / Manual	MT8069		
Corona	RT104, RT118	RWD	1/74-10/79	4 Cyl 2.0L 18R, 18RC
<i>Front LH / RH</i>	Auto / Manual	MT8153N	<i>Urethane Mount</i>	
<i>Rear</i>	Auto / Manual	MT8246		
Corona	RT133, RT142	RWD	12/82-3/88	4 Cyl 2.0L 21RC, 22R
<i>Front LH / RH</i>	Auto / Manual	MT8464	<i>Rubber Mount</i>	
<i>Front LH / RH</i>	Auto / Manual	MT8153N	<i>Urethane Alternative</i>	
<i>Rear</i>	Auto / Manual	MT8246		
Corona	ST141	RWD	8/83-4/88	4 Cyl 2.0L 2SC
<i>Front LH / RH</i>	Auto / Manual	MT9879		
Corona	ST150	FWD	1/83-12/89	4 Cyl 1.8L 1S, 1S1L <i>NZ Model</i>
<i>Front</i>	Auto	MT9300		
<i>Front</i>	Manual	MT8280	<i>From 12/83</i>	
Corona	ST151	FWD	1/86-12/89	4 Cyl 2.0L 2SEL <i>NZ Model</i>
<i>Front</i>	Auto	MT9300		
Corona	ST162	FWD	10/85-12/89	4 Cyl 2.0L 3SGE <i>NZ Model</i>
<i>Front</i>	Auto	MT9300		
<i>Front</i>	Manual	MT8280		
<i>RH Side</i>	Auto / Manual	MT9318		
<i>Rear</i>	Auto / Manual	MT9355		

Location	Transmission	Part No	Year & Notes	Engine
----------	--------------	---------	--------------	--------

TOYOTA

Corona	ST170	FWD	1/86-11/92	4 Cyl 1.8L 4SF	<i>NZ Model</i>
---------------	--------------	------------	-------------------	-----------------------	-----------------

<i>Front</i>	Auto	MT9295			
<i>Front</i>	Manual	MT9307			
<i>LH Side</i>	Auto	MT9376			
<i>LH Side</i>	Manual	MT8393			
<i>Rear</i>	Auto	MT9243	<i>From 6/88</i>		
<i>Rear</i>	Manual	MT9356			

Corona	ST171	FWD	1/87-12/92	4 Cyl 2.0L 3SFE	<i>NZ Model</i>
---------------	--------------	------------	-------------------	------------------------	-----------------

<i>Front</i>	Auto	MT9295			
<i>Front</i>	Manual	MT9307			
<i>LH Side</i>	Auto	MT9376			
<i>LH Side</i>	Manual	MT8393			
<i>Rear</i>	Manual	MT9356			

Corona	ST182	FWD	1/89-12/93	4 Cyl 2.0L 3SFE	<i>NZ Model</i>
---------------	--------------	------------	-------------------	------------------------	-----------------

<i>Front</i>	Auto	MT9241			
<i>Front</i>	Manual	MT9244			
<i>LH Side</i>	Manual	MT9245			
<i>RH Side</i>	Auto / Manual	MT9242			
<i>Rear</i>	Auto / Manual	MT9243			

Corona	ST191	FWD	7/92-1/96	4 Cyl 2.0L 3SFE	<i>NZ Model</i>
---------------	--------------	------------	------------------	------------------------	-----------------

<i>Front</i>	Auto / Manual	MT9310			
<i>LH Side</i>	Manual	MT9376			
<i>Rear</i>	Auto	MT9358			
<i>Rear</i>	Manual	MT9356			

Corona	ST201, 202, 203	FWD	1/93-12/97	4 Cyl 2.0L 3SFE	<i>NZ Model</i>
---------------	------------------------	------------	-------------------	------------------------	-----------------

<i>Front</i>	Auto	MT8907			
<i>Front</i>	Manual	MT8907	<i>To 8/95</i>		
<i>Front</i>	Manual	MT8620	<i>From 8/95</i>		
<i>RH Side</i>	Auto / Manual	MT8915	<i>To 8/95</i>		
<i>Rear</i>	Auto	MT8927			
<i>Rear</i>	Manual	MT8926			

Location	Transmission	Part No	Year & Notes	Engine
TOYOTA				
Corona	FWD		1/92-11/04	4 Cyl 1.6L,1.8L 5AFE,7AFE <i>NZ Model</i>
<i>RH Side</i>	Auto / Manual	MT7353		
Cressida MX83	RWD		10/88-8/93	6 Cyl 3.0L 7MGE <i>NZ Model – Chaser</i>
<i>Front LH / RH</i>	Auto	MT8270	<i>To 2/90</i>	
<i>Front LH / RH</i>	Auto	MT8267	<i>From 2/90</i>	
Curren	ST206, ST207 FWD		1/94-12/98	4 Cyl 2.0L 3SFE <i>NZ Model</i>
<i>Front</i>	Auto	MT8907		
<i>Front</i>	Manual	MT8907	<i>To 9/95</i>	
<i>Front</i>	Manual	MT8620	<i>From 10/95</i>	
<i>RH Side</i>	Auto / Manual	MT8915		
<i>Rear</i>	Auto	MT8927		
<i>Rear</i>	Manual	MT8926		
Cynos	EL44 FWD		1/91-1/95	4 Cyl 1.5L 5EFE <i>NZ Model</i>
<i>LH Side</i>	Auto	MT9364		
<i>RH Side</i>	Auto / Manual	MT8578		
Dyna	BU60, 63, 65, 66 4x2		11/84-8/95	4 Cyl 3.0L B, 11B
<i>Front LH</i>	Manual	MT8287		
<i>Front RH</i>	Manual	MT8268		
Dyna	BU85, 88, 91 4x2		11/84-6/95	4 Cyl 3.4L,3.7L 13B,14B
<i>Front LH / RH</i>	Manual	MT8269		
Dyna	BU100, 110 4x2		8/95-7/00	4 Cyl 3.5L 13B
<i>Front LH</i>	Manual	MT8287		
<i>Front RH</i>	Manual	MT8268		
Dyna	BU142, 212, 222 4x2		8/95-5/03	4 Cyl 4.1L 15B
<i>Front LH / RH</i>	Manual	MT8269		

Location	Transmission	Part No	Year & Notes	Engine
TOYOTA				
Dyna 150	LY61, LY211	4x2	10/88-8/01	4 Cyl 2.8L 3L
<i>Front LH / RH</i>	Manual	MT8467	<i>Rubber Mount</i>	
<i>Front LH / RH</i>	Manual	MT8153N	<i>Urethane Alternative</i>	
<i>Rear</i>	Manual	MT8259		
Dyna 400	WU90	4x2	11/84-6/95	4 Cyl 4.0L 1W
<i>Front LH / RH</i>	Manual	MT8269		
Dyna 200	YU60, YU62	4x2	11/84-12/91	4 Cyl 2.0L, 2.2L 3YC, 4Y
<i>Front LH / RH</i>	Manual	MT8463	<i>Rubber Mount</i>	
<i>Front LH / RH</i>	Manual	MT8153N	<i>Urethane Alternative</i>	
Echo	NCP10	FWD	9/99-12/05	4 Cyl 1.3L 2NZFE
<i>Front</i>	Auto	MT8732		
<i>LH Side</i>	Manual	MT8738		
<i>RH Side</i>	Auto / Manual	MT8827		
Echo	NCP12	FWD	9/99-10/02	4 Cyl 1.5L 1NZFE
<i>Front</i>	Auto	MT9148		
<i>LH Side</i>	Manual	MT8738		
<i>RH Side</i>	Auto / Manual	MT8827		
Hi-Ace	KDH200, KDH220	Turbo Diesel RWD	3/05-11/06	4 Cyl 2.5L 2KD-FTV
<i>Front LH / RH</i>	Auto	MT7095		
<i>Rear</i>	Auto	MT8323		
<i>Roll Stopper</i>	Auto	MT7123		
Hi-Ace	KDH201, KDH221	Turbo Diesel RWD	11/06-on	4 Cyl 3.0L 1KD-FTV
<i>Front LH / RH</i>	Auto / Manual	MT7095		
<i>Rear</i>	Auto / Manual	MT8323		
Hi-Ace	LH11 - LH71	RWD	1/83-9/89	4 Cyl 2.2L, 2.4L L, 2L
<i>Front LH / RH</i>	Manual	MT8153N	<i>Urethane Mount</i>	
<i>Rear</i>	Manual	MT8259		

Location	Transmission	Part No	Year & Notes	Engine
TOYOTA				
Hi-Ace	LH103-184	RWD	10/89-3/05	4 Cyl 2.8L 3L, 5L
Front LH / RH	Auto / Manual	MT8903	<i>To 7/98</i>	
Front LH / RH	Auto / Manual	MT9138	<i>From 8/98</i>	
Rear	Auto	MT8889		
Rear	Manual	MT8259		
Hi-Ace	RCH12, RCH22	RWD	8/99-4/04	4 Cyl 2.4L 2RZE
Front LH / RH	Manual	MT8464	<i>Rubber Mount</i>	
Front LH / RH	Manual	MT8153N	<i>Urethane Alternative</i>	
Hi-Ace	RH11, RH16, RH20	RWD	1/72-12/85	4 Cyl 1.6L 12R
Front LH / RH	Manual	MT8023		
Hi-Ace	RH32, RH42	RWD	5/77-1/83	4 Cyl 2.0L 18RC
Front LH / RH	Manual	MT8153N	<i>Urethane Mount</i>	
Hi-Ace	RZH103, RZH113	RWD	10/89-3/05	4 Cyl 2.4L 2RZ
Front LH / RH	Auto / Manual	MT8464	<i>Rubber Mount</i>	
Front LH / RH	Auto / Manual	MT8153N	<i>Urethane Alternative</i>	
Rear	Auto	MT8889		
Rear	Manual	MT8259		
Hi-Ace	TRH201, TRH221	RWD	3/05-on	4 Cyl 2.7L 2TRFE
Front LH	Auto / Manual	MT8273		
Front RH	Auto / Manual	MT8271		
Rear	Auto / Manual	MT8323		
Roll Stopper	Auto / Manual	MT7123		
Hi-Ace	YH50, 51, 61, 71	RWD	1/83-10/89	4 Cyl 1.8L, 2.0L 2Y, 3YC
Front LH / RH	Auto / Manual	MT8153N	<i>Urethane Mount</i>	
Rear	Auto	MT8736		
Rear	Manual	MT8259		
Hi-Ace	YH63, YH73	RWD	1/88-10/89	4 Cyl 2.2L 4Y
Front LH / RH	Manual	MT8906	<i>Rubber Mount</i>	

APPLICATION GUIDE



Location	Transmission	Part No	Year & Notes	Engine
TOYOTA				
Hi-Ace	YH63, YH73	RWD	1/88-10/89	4 Cyl 2.2L 4Y
<i>Rear</i>	Manual	MT8259		
Hi-Lux	GGN15R	RWD	1/05-on	V6 4.0L 1GR-FE
<i>Front LH / RH</i>	Auto / Manual	MT8262		
<i>Rear</i>	Auto	MT8941		
<i>Rear</i>	Manual	MT7104		
Hi-Lux	GGN25R	4WD	1/05-on	V6 4.0L 1GR-FE
<i>Front LH / RH</i>	Auto / Manual	MT8262		
<i>Rear</i>	Manual	MT8944		
Hi-Lux	KUN16, KU26	Turbo Diesel RWD	3/05-on	4 Cyl 3.0L 1KD-FTV
<i>Front LH / RH</i>	Auto / Manual	MT8100		
<i>Rear</i>	Auto	MT8890		
<i>Rear</i>	Manual	MT7014		
Hi-Lux	KZN130	Turbo Diesel 4WD	1/93-12/96	4 Cyl 3.0L 1KZTE <i>NZ Model</i>
<i>Front LH / RH</i>	Auto / Manual	MT9305		
<i>Rear</i>	Auto	MT9254		
<i>Rear</i>	Manual	MT8576		
Hi-Lux	KZN165	4WD	1/98-3/06	4 Cyl 3.0L 1KZTE
<i>Front LH / RH</i>	Manual	MT9305		
<i>Rear</i>	Manual	MT8576		
Hi-Lux	KZN185	4WD	1/95-12/00	4 Cyl 3.0L 1KZTE <i>NZ Model</i>
<i>Front LH / RH</i>	Manual	MT8905		
<i>Rear</i>	Manual	MT9254		
<i>Rear</i>	Manual	MT8925		
Hi-Lux	LN106	Diesel 4WD	10/88-11/97	4 Cyl 2.8L 3L
<i>Front LH / RH</i>	Manual	MT8467	<i>Rubber Mount</i>	
<i>Front LH / RH</i>	Manual	MT8153N	<i>Urethane Alternative</i>	
<i>Rear</i>	Manual	MT8315		

Location	Transmission	Part No	Year & Notes	Engine
TOYOTA				
Hi-Lux	LN107 Diesel	4WD	12/94-10/97	4 Cyl 2.8L 3L
Front LH / RH	Manual	MT8467	<i>Rubber Mount</i>	
Front LH / RH	Manual	MT8153N	<i>Urethane Alternative</i>	
Rear	Manual	MT8576		
Hi-Lux	LN111 Diesel	4WD	12/94-1/98	4 Cyl 2.8L 3L
Front LH / RH	Manual	MT8467	<i>Rubber Mount</i>	
Front LH / RH	Manual	MT8153N	<i>Urethane Alternative</i>	
Rear	Manual	MT8576		
Hi-Lux	LN147 Diesel	RWD	10/97-3/05	4 Cyl 3.0L 5L
Front LH / RH	Manual	MT8464	<i>Rubber Mount</i>	
Front LH / RH	Manual	MT8153N	<i>Urethane Alternative</i>	
Rear	Manual	MT8246		
Hi-Lux	LN167, LN172 Diesel	4WD	10/96-3/05	4 Cyl 3.0L 5L
Front LH / RH	Manual	MT8467	<i>Rubber Mount</i>	
Front LH / RH	Manual	MT8153N	<i>Urethane Alternative</i>	
Rear	Manual	MT8923		
Hi-Lux	LN40, LN55, LN56	RWD	1/79-2/89	4 Cyl 2.2L, 2.4L L, 2L
Front LH / RH	Manual	MT8153N	<i>Urethane Mount</i>	
Rear	Manual	MT8246		
Hi-Lux	LN46, LN65	4WD	11/81-10/88	4 Cyl 2.2L, 2.4L L, 2L
Front LH / RH	Manual	MT8467	<i>Rubber Mount</i>	
Front LH / RH	Manual	MT8153N	<i>Urethane Alternative</i>	
Rear	Manual	MT8315		
Hi-Lux	LN85, LN86	RWD	10/88-10/97	4 Cyl 2.4L, 2.8L 2L, 3L
Front LH / RH	Manual	MT8464	<i>Rubber Mount</i>	
Front LH / RH	Manual	MT8153N	<i>Urethane Alternative</i>	
Rear	Manual	MT8246		

Location	Transmission	Part No	Year & Notes	Engine
TOYOTA				
Hi-Lux	RN30, RN40	RWD	1/78-10/88	4 Cyl 1.6L 12R
<i>Front LH / RH</i>	Manual	MT8023		
<i>Rear</i>	Manual	MT8246		
Hi-Lux	RN46	4WD	4/79-11/81	4 Cyl 2.0L 18RC
<i>Front LH / RH</i>	Manual	MT8464	<i>Rubber Mount</i>	
<i>Front LH / RH</i>	Manual	MT8153N	<i>Urethane Alternative</i>	
<i>Rear</i>	Manual	MT8315		
Hi-Lux	RN85, RN90	RWD	10/88-12/97	4 Cyl 2.4L 22R
<i>Front LH</i>	Auto / Manual	MT8884		
<i>Front RH</i>	Auto / Manual	MT8880		
<i>Rear</i>	Auto / Manual	MT8246	<i>To 8/91</i>	
<i>Rear</i>	Auto / Manual	MT8681	<i>From 8/91</i>	
Hi-Lux	RN105, RN106, RN110	4WD	10/88-1/98	4 Cyl 2.4L 22R
<i>Front LH</i>	Manual	MT8885		
<i>Front RH</i>	Manual	MT8881		
<i>Rear</i>	Manual	MT8315	<i>To 10/92</i>	
<i>Rear</i>	Manual	MT8576	<i>From 10/92</i>	
Hi-Lux	RZN147, 149, 154	RWD	1/97-3/06	4 Cyl 2.7L 3RZFE
<i>Front LH / RH</i>	Auto / Manual	MT8574		
<i>Rear</i>	Auto	MT8930		
<i>Rear</i>	Manual	MT8929		
Hi-Lux	RZN169, RZN174	4WD	10/97-10/02	4 Cyl 2.7L 3RZFE
<i>Front LH / RH</i>	Manual	MT8574		
<i>Rear</i>	Manual	MT8931		
Hi-Lux	TGN16	RWD	1/05-on	4 Cyl 2.7L 2TRFE
<i>Front LH</i>	Manual	MT8823		
<i>Front RH</i>	Manual	MT8815		
<i>Rear</i>	Manual	MT8886		

Location	Transmission	Part No	Year & Notes	Engine
TOYOTA				
Hi-Lux	VZN167, VZN172	4WD	1/02-3/06	V6 3.4L 5VZFE
<i>Front LH / RH</i>	Auto / Manual	MT9650		
<i>Rear</i>	Auto	MT9794		
<i>Rear</i>	Manual	MT9821		
Hi-Lux	YN55-YN58	RWD	10/78-2/89	4 Cyl ALL
<i>Front LH / RH</i>	Manual	MT8463	<i>Rubber Mount</i>	
<i>Front LH / RH</i>	Manual	MT8153N	<i>Urethane Alternative</i>	
<i>Rear</i>	Manual	MT8246		
Hi-Lux	YN65, YN67	4WD	9/84-10/88	4 Cyl 2.0L 3YC
<i>Front LH / RH</i>	Manual	MT8463		
<i>Rear</i>	Manual	MT8315		
Hi-Lux	YN85	RWD	10/88-11/97	4 Cyl 1.8L 2Y
<i>Front LH / RH</i>	Manual	MT8153N	<i>Urethane Alternative</i>	
<i>Rear</i>	Manual	MT8246	<i>To 1/92</i>	
<i>Rear</i>	Manual	MT8681	<i>From 1/92</i>	
Kluger	MCU28	AWD	10/03-8/07	V6 3.3L 3MZFE
<i>Front</i>	Auto	MT8243		
<i>Engine Steady</i>	Auto	MT9783		
<i>LH Side</i>	Auto	MT9797		
<i>RH Side</i>	Auto	MT9782		
Kluger	GSU40	FWD / AWD	8/07-on	V6 3.5L 2GR-FE
<i>Front</i>	Auto	MT7094		
<i>LH Side</i>	Auto	MT7115		
<i>RH Side</i>	Auto	MT7100		
<i>Torque Rod</i>	Auto	MT7235		

Location	Transmission	Part No	Year & Notes	Engine
----------	--------------	---------	--------------	--------

TOYOTA

LANDCRUISER – 40-50 SERIES

Landcruiser	BJ40, BJ42	4WD	2/74-12/84	4 Cyl 3.0L B, 3B
<i>Front LH / RH</i>	Manual	MT8468		
Landcruiser	FJ40	4WD	1/70-12/84	6 Cyl 3.9L F
<i>Front LH / RH</i>	Manual	MT8469	<i>Round Mount</i>	
<i>Rear LH / RH</i>	Manual	MT8007		
Landcruiser	FJ45	4WD	11/72-12/84	6 Cyl 4.2L 2F
<i>Front LH / RH</i>	Manual	MT8469	<i>To 6/76 Round Mount type</i>	
<i>Front LH / RH</i>	Manual	MT8077	<i>6/76 to 12/81 Square Mount</i>	
<i>Front LH / RH</i>	Manual	MT8003	<i>From 1/82</i>	
<i>Rear LH / RH</i>	Manual	MT8007	<i>To 7/80</i>	
<i>Rear</i>	Manual	MT8477	<i>From 7/80</i>	
Landcruiser	FJ55	4WD	11/72-11/80	6 Cyl 3.9L F
<i>Front LH / RH</i>	Manual	MT8469	<i>Round Mount</i>	
Landcruiser	FJ55	4WD	11/72-11/80	6 Cyl 4.2L 2F
<i>Front LH / RH</i>	Manual	MT8469	<i>To 6/76 Round Mount type</i>	
<i>Front LH / RH</i>	Manual	MT8077	<i>From 6/76 Square Mount type</i>	
Landcruiser	HJ45	4WD	1/79-12/84	6 Cyl 3.6L H
<i>Front LH / RH</i>	Manual	MT8465		
<i>Rear LH</i>	Manual	MT8478		
<i>Rear RH</i>	Manual	MT8473		
Landcruiser	HJ47	4WD	10/80-12/84	6 Cyl 4.0L 2H
<i>Front LH / RH</i>	Manual	MT8051		
<i>Rear</i>	Manual	MT8477		

Location	Transmission	Part No	Year & Notes	Engine
----------	--------------	---------	--------------	--------

TOYOTA

LANDCRUISER – 60 SERIES

Landcruiser	FJ60	4WD	11/80-4/90	6 Cyl 4.2L 2F
--------------------	-------------	------------	-------------------	----------------------

<i>Front LH / RH</i>	Manual	MT8003		
----------------------	--------	---------------	--	--

<i>Rear</i>	Manual	MT8477		
-------------	--------	---------------	--	--

Landcruiser	FJ62	4WD	1/85-12/90	6 Cyl 4.0L 3F
--------------------	-------------	------------	-------------------	----------------------

<i>Front LH / RH</i>	Manual	MT8047		
----------------------	--------	---------------	--	--

<i>Rear</i>	Manual	MT8472		
-------------	--------	---------------	--	--

Landcruiser	HJ60, HJ61	4WD	11/80-4/91	6 Cyl 4.0L 2H, 12HT
--------------------	-------------------	------------	-------------------	----------------------------

<i>Front LH / RH</i>	Manual	MT8051	<i>To 11/84</i>	
----------------------	--------	---------------	-----------------	--

<i>Front LH / RH</i>	Manual	MT8053	<i>From 12/84</i>	
----------------------	--------	---------------	-------------------	--

<i>Rear</i>	Manual	MT8477	<i>To 11/84</i>	
-------------	--------	---------------	-----------------	--

<i>Rear</i>	Manual	MT8055	<i>From 12/84</i>	
-------------	--------	---------------	-------------------	--

LANDCRUISER – 70 SERIES

Landcruiser	BJ70, BJ73, BJ74	4WD	1/85-1/90	4 Cyl 3.4L 3B, 13BT
--------------------	-------------------------	------------	------------------	----------------------------

<i>Front LH / RH</i>	Manual	MT9649		
----------------------	--------	---------------	--	--

<i>Rear</i>	Manual	MT8475		
-------------	--------	---------------	--	--

Landcruiser	FJ70	4WD	1/85-9/92	6 Cyl 4.0L 3F
--------------------	-------------	------------	------------------	----------------------

<i>Front LH / RH</i>	Manual	MT8047	<i>To 1/90</i>	
----------------------	--------	---------------	----------------	--

<i>Front LH</i>	Manual	MT9272	<i>From 1/90</i>	
-----------------	--------	---------------	------------------	--

<i>Front RH</i>	Manual	MT8470	<i>From 1/90</i>	
-----------------	--------	---------------	------------------	--

<i>Rear</i>	Manual	MT8472		
-------------	--------	---------------	--	--

Landcruiser	FJ73, FJ75	4WD	1/85-11/92	6 Cyl 4.0L 3F
--------------------	-------------------	------------	-------------------	----------------------

<i>Front LH / RH</i>	Manual	MT8047	<i>To 1/90</i>	
----------------------	--------	---------------	----------------	--

<i>Front LH</i>	Manual	MT9272	<i>From 1/90</i>	
-----------------	--------	---------------	------------------	--

<i>Front RH</i>	Manual	MT8470	<i>From 1/90</i>	
-----------------	--------	---------------	------------------	--

<i>Rear</i>	Manual	MT8472		
-------------	--------	---------------	--	--

Landcruiser	FZJ75, FZJ78, FZJ79	4WD	1/85-3/07	6 Cyl 4.5L 1FZFE
--------------------	----------------------------	------------	------------------	-------------------------

<i>Front LH / RH</i>	Manual	MT8904		
----------------------	--------	---------------	--	--

<i>Rear</i>	Manual	MT9665		
-------------	--------	---------------	--	--

Location	Transmission	Part No	Year & Notes	Engine
----------	--------------	---------	--------------	--------

TOYOTA

LANDCRUISER – 70 SERIES (continued)

Landcruiser	HDJ78, HDJ79	4WD	1/01-3/07	6 Cyl 4.2L 1HDFTE
--------------------	---------------------	------------	------------------	--------------------------

<i>Front LH / RH</i>	Manual	MT8482		
----------------------	--------	---------------	--	--

<i>Rear</i>	Manual	MT9660		
-------------	--------	---------------	--	--

Landcruiser	HJ75	4WD	1/85-4/91	6 Cyl 4.0L 2H, 12HT
--------------------	-------------	------------	------------------	----------------------------

<i>Front LH / RH</i>	Manual	MT8053		
----------------------	--------	---------------	--	--

<i>Rear</i>	Manual	MT8055		
-------------	--------	---------------	--	--

Landcruiser	HZJ70, HZJ75	4WD	1/90-12/99	6 Cyl 4.2L 1HZ
--------------------	---------------------	------------	-------------------	-----------------------

<i>Front LH / RH</i>	Manual	MT8482		
----------------------	--------	---------------	--	--

<i>Rear</i>	Manual	MT8472		
-------------	--------	---------------	--	--

Landcruiser	HZJ78, HZJ79	4WD	1/99-3/07	6 Cyl 4.2L 1HZ
--------------------	---------------------	------------	------------------	-----------------------

<i>Front LH / RH</i>	Manual	MT8482		
----------------------	--------	---------------	--	--

<i>Rear</i>	Manual	MT9660		
-------------	--------	---------------	--	--

Landcruiser	PZJ73	4WD	3/90-12/93	5 Cyl 3.5L 1PZ
--------------------	--------------	------------	-------------------	-----------------------

<i>Front LH / RH</i>	Manual	MT8482		
----------------------	--------	---------------	--	--

Landcruiser	VDJ76, VDJ78, VDJ79	4WD	3/07-on	V8 4.5L 1VDFTV
--------------------	----------------------------	------------	----------------	-----------------------

<i>Rear</i>	Manual	MT9660		
-------------	--------	---------------	--	--

LANDCRUISER – 80 SERIES

Landcruiser	FJ80	4WD	12/89-8/92	6 Cyl 4.0L 3F, 3FE
--------------------	-------------	------------	-------------------	---------------------------

<i>Front LH</i>	Manual	MT9272		
-----------------	--------	---------------	--	--

<i>Front RH</i>	Manual	MT8470		
-----------------	--------	---------------	--	--

<i>Rear</i>	Manual	MT8476		
-------------	--------	---------------	--	--

Landcruiser	FZJ80	4WD	5/90-12/98	6 Cyl 4.5L 1FZFE
--------------------	--------------	------------	-------------------	-------------------------

<i>Front LH / RH</i>	Auto / Manual	MT8471	<i>To 5/95</i>	
----------------------	---------------	---------------	----------------	--

<i>Front LH / RH</i>	Auto / Manual	MT8460	<i>From 5/95</i>	
----------------------	---------------	---------------	------------------	--

<i>Rear</i>	Manual	MT8476		
-------------	--------	---------------	--	--

Location	Transmission	Part No	Year & Notes	Engine
----------	--------------	---------	--------------	--------

TOYOTA

LANDCRUISER – 80 SERIES (continued)

Landcruiser	HDJ80	4WD	8/97-3/98	6 Cyl 4.2L 1HDFT
Front LH / RH	Auto / Manual	MT9296		
Rear	Auto / Manual	MT9660		

Landcruiser	HDJ81	4WD	1/90-12/98	6 Cyl 4.2L 1HDT	NZ Model
Front LH / RH	Auto	MT8460			
Front LH / RH	Manual	MT8460	To 8/93		
Front LH / RH	Manual	MT8461	From 9/93		
Rear	Auto	MT8751			
Rear	Manual	MT8476			

Landcruiser	HZJ80	4WD	11/90-3/98	6 Cyl 4.2L 1HZ
Front LH / RH	Manual	MT8460	To 8/93	
Front LH / RH	Manual	MT8461	From 8/93	
Rear	Manual	MT8476		

LANDCRUISER – 100-200 SERIES

Landcruiser	FZJ105	4WD	3/98-10/02	6 Cyl 4.5L 1FZFE
Front LH / RH	Auto / Manual	MT8460		
Rear	Auto	MT9666		
Rear	Manual	MT8751		

Landcruiser	HDJ100R	4WD	10/00-1/08	6 Cyl 4.2L 1HDFT, 1HDFTE
Front LH / RH	Auto / Manual	MT9296		
Rear	Auto	MT9354	To 10/02	
Rear	Auto	MT7105	From 11/02	
Rear	Manual	MT9353		

Landcruiser	HDJ101	4WD	1/98-12/06	6 Cyl 4.2L 1HDFTE	NZ Model
Front LH / RH	Auto / Manual	MT9296			
Rear	Auto	MT9354			
Rear	Manual	MT9353			

Location	Transmission	Part No	Year & Notes	Engine
----------	--------------	---------	--------------	--------

TOYOTA

LANDCRUISER – 100-200 SERIES (continued)

Landcruiser	HZJ105	4WD	3/98-1/08	6 Cyl 4.2L 1HZ
--------------------	---------------	------------	------------------	-----------------------

<i>Front LH / RH</i>	Auto / Manual	MT8460
----------------------	---------------	---------------

<i>Rear</i>	Auto	MT9666
-------------	------	---------------

<i>Rear</i>	Manual	MT8751
-------------	--------	---------------

Landcruiser	UZJ100	4WD	3/98-1/08	V8 4.7L 2UZFE
--------------------	---------------	------------	------------------	----------------------

<i>Front LH / RH</i>	Auto / Manual	MT8902
----------------------	---------------	---------------

<i>Rear</i>	Auto / Manual	MT8922
-------------	---------------	---------------

Landcruiser	UZJ200	4WD	9/07-on	V8 4.7L 2UZFE
--------------------	---------------	------------	----------------	----------------------

<i>Front LH</i>	Auto	MT7384
-----------------	------	---------------

<i>Front RH</i>	Auto	MT7382
-----------------	------	---------------

<i>Rear</i>	Auto	MT7111
-------------	------	---------------

Lite Ace	KM20	RWD	1/79-12/85	4 Cyl 1.3L 4KC
-----------------	-------------	------------	-------------------	-----------------------

<i>Front LH</i>	Manual	MT8013
-----------------	--------	---------------

<i>Front RH</i>	Manual	MT8061
-----------------	--------	---------------

Lite Ace	YM21	RWD	1/84-12/85	4 Cyl 1.8L 2Y
-----------------	-------------	------------	-------------------	----------------------

<i>Front LH / RH</i>	Auto / Manual	MT8464	<i>Rubber Mount</i>
----------------------	---------------	---------------	---------------------

<i>Front LH / RH</i>	Auto / Manual	MT8153N	<i>Urethane Alternative</i>
----------------------	---------------	----------------	-----------------------------

<i>Rear</i>	Auto	MT8736
-------------	------	---------------

Lite Ace	YM30, YM35	RWD	1/86-3/92	4 Cyl 1.8L 2Y
-----------------	-------------------	------------	------------------	----------------------

<i>Front LH / RH</i>	Auto / Manual	MT8906	<i>Rubber Mount</i>
----------------------	---------------	---------------	---------------------

<i>Front LH / RH</i>	Auto / Manual	MT8153N	<i>Urethane Alternative</i>
----------------------	---------------	----------------	-----------------------------

<i>Rear</i>	Auto	MT8736
-------------	------	---------------

<i>Rear</i>	Manual	MT8259
-------------	--------	---------------

Lite Ace	YM40, YM41	4WD	3/86-9/88	4 Cyl 2.0L 3YC
-----------------	-------------------	------------	------------------	-----------------------

<i>Front LH / RH</i>	Manual	MT8906	<i>Rubber Mount</i>
----------------------	--------	---------------	---------------------

<i>Front LH / RH</i>	Manual	MT8153N	<i>Urethane Alternative</i>
----------------------	--------	----------------	-----------------------------

Location	Transmission	Part No	Year & Notes	Engine
TOYOTA				
Lucida	TCR10, 11, 20, 21	4WD	1/90-12/99	4 Cyl 2.4L 2TZFE <i>NZ Model</i>
<i>Front LH</i>	Auto / Manual	MT8916		
<i>Front RH</i>	Auto / Manual	MT8910		
<i>Rear LH</i>	Auto / Manual	MT8932	<i>To 4/96</i>	
<i>Rear RH</i>	Auto / Manual	MT8940	<i>To 4/96</i>	
MR2	SW20	RWD	3/90-9/99	4 Cyl 2.0L 3SGE
<i>Front</i>	Manual	MT9107		
<i>Rear</i>	Manual	MT9146		
Paseo	EL44	FWD	6/91-11/95	4 Cyl 1.5L 5EFE
<i>LH Side</i>	Auto	MT9364		
<i>RH Side</i>	Auto / Manual	MT8578		
<i>Rear</i>	Auto	MT9656		
<i>Rear</i>	Manual	MT9655		
Prado	GRJ120	4WD	2/03-12/09	V6 4.0L 1GR-FE
<i>Front LH / RH</i>	Auto / Manual	MT9780		
<i>Rear</i>	Auto / Manual	MT9661		
Prado	KZJ95 Turbo Diesel	4WD	3/00-12/02	4 Cyl 3.0L 1KZTE
<i>Front LH / RH</i>	Auto / Manual	MT8905		
<i>Rear</i>	Auto	MT9667		
<i>Rear</i>	Manual	MT8925		
Prado	KZJ120 Turbo Diesel	4WD	2/03-11/06	4 Cyl 3.0L 1KZTE
<i>Front LH / RH</i>	Auto / Manual	MT8905		
<i>Rear</i>	Auto / Manual	MT9821		
Prado	RZJ95	4WD	7/96-5/03	4 Cyl 2.7L 3RZFE
<i>Front LH / RH</i>	Auto / Manual	MT8574		
<i>Rear</i>	Auto / Manual	MT8576		
Prado	RZJ120	4WD	2/03-9/04	4 Cyl 2.7L 3RZFE
<i>Front LH / RH</i>	Auto / Manual	MT9781		
<i>Rear</i>	Auto / Manual	MT9821		

Location	Transmission	Part No	Year & Notes	Engine
TOYOTA				
Prado	VZJ95 4WD		7/96-2/03	V6 3.4L 5VZFE
<i>Front LH / RH</i>	Auto / Manual	MT8574	<i>To 6/99</i>	
<i>Front LH / RH</i>	Auto / Manual	MT8679	<i>From 6/99</i>	
<i>Rear</i>	Auto / Manual	MT8576		
Previa	TCR10,TCR11 RWD		1/90-12/00	4 Cyl 2.4L 2TZFE <i>NZ Model</i>
<i>Front LH</i>	Auto	MT8916		
<i>Front RH</i>	Auto	MT8910		
<i>Rear LH</i>	Auto	MT8932	<i>To 4/96</i>	
<i>Rear RH</i>	Auto	MT8940	<i>To 4/96</i>	
Prius	NHW20 FWD		10/03-12/09	4 Cyl 1.5L 1 NZ-FXE
<i>Front</i>	Auto	MT7090		
Prius	ZVW30 FWD		4/09-on	4 Cyl 1.8L 2ZRFXE
<i>Front</i>	Auto	MT7381		
<i>LH Side</i>	Auto	MT7390		
<i>RH Side</i>	Auto	MT7379		
<i>Rear</i>	Auto	MT7388		
RAV 4	ACA20-ACA23 AWD		7/00-2/06	4 Cyl 2.0L 1AZFE
<i>Front</i>	Auto / Manual	MT9106		
<i>LH Side</i>	Auto	MT7119		
<i>RH Side</i>	Auto / Manual	MT9214	<i>To 8/01</i>	
<i>RH Side</i>	Auto / Manual	MT9215	<i>From 8/01</i>	
RAV 4	ACA33 AWD		2/06-on	4 Cyl 2.4L 2AZ-FE
<i>Front</i>	Auto	MT8202		
<i>Front</i>	Manual	MT8257		
<i>LH Side</i>	Auto	MT8318		
<i>LH Side</i>	Manual	MT8317		
<i>RH Side</i>	Auto	MT8225		
<i>RH Side</i>	Manual	MT8223		
<i>Rear</i>	Auto	MT8302		
<i>Rear</i>	Manual	MT8301		

Location	Transmission	Part No	Year & Notes	Engine
TOYOTA				
RAV 4	ACA38	AWD	1/10-on	4 Cyl 2.4L 2AZ-FE
<i>Front</i>	Auto	MT8202		
<i>Front</i>	Manual	MT8257		
<i>LH Side</i>	Auto	MT8318		
<i>LH Side</i>	Manual	MT8317		
<i>RH Side</i>	Auto / Manual	MT8223		
<i>Rear</i>	Auto	MT7133		
RAV 4	GSA33	AWD	10/07-on	V6 3.5L 2GR-FE
<i>Front</i>	Auto	MT8264		
<i>LH Side</i>	Auto	MT7121		
<i>RH Side</i>	Auto	MT7087		
<i>Rear</i>	Auto	MT7109		
RAV 4	SXA10, SXA11	AWD	7/94-7/00	4 Cyl 2.0L 3SFE
<i>Front</i>	Auto	MT8620		
<i>Front</i>	Manual	MT8907		
<i>RH Side</i>	Auto / Manual	MT8624		
<i>Rear</i>	Auto / Manual	MT8627		
RAV 4	SXA10	AWD	1/97-12/00	4 Cyl 2.0L 3SGE <i>NZ Model</i>
<i>Front</i>	Manual	MT8907		
<i>RH Side</i>	Auto / Manual	MT8624		
<i>Rear</i>	Auto / Manual	MT8627		
Rukus	AZE151	FWD	5/10-on	4 Cyl 2.4L 2AZFE
<i>Front</i>	Auto	MT8191		
<i>LH Side</i>	Auto	MT7576		
<i>RH Side</i>	Auto	MT7575		
<i>Rear</i>	Auto	MT7387		
Soarer	JZZ30	RWD	1/90-12/97	6 Cyl 2.5L 1JZGTE
<i>Front LH / RH</i>	Auto / Manual	MT9256		
<i>Rear</i>	Auto / Manual	MT9258		

APPLICATION GUIDE



Location	Transmission	Part No	Year & Notes	Engine
TOYOTA				
Soarer	UZZ31 RWD		1/90-12/97	V8 4.0L 1UZFE
<i>Front LH / RH</i>	Auto / Manual	MT9257		
<i>Rear</i>	Auto / Manual	MT9259		
Spacia	SR40 RWD		9/00-1/01	4 Cyl 2.0L 3SFE
<i>Front LH / RH</i>	Auto	MT9139		
<i>Rear</i>	Auto	MT8219		
Spacia	YR22 RWD		10/93-1/98	4 Cyl 2.2L 4YEC
<i>Front LH / RH</i>	Auto / Manual	MT8906	<i>Rubber Mount</i>	
<i>Front LH / RH</i>	Auto / Manual	MT8153N	<i>Urethane Alternative</i>	
<i>Rear</i>	Auto	MT8736		
Sprinter	EE80 FWD		1/85-12/87	4 Cyl 1.3L 2E <i>NZ Model</i>
<i>LH Side</i>	Manual	MT9362		
<i>Rear</i>	Manual	MT8359		
Sprinter	AE100 FWD		1/91-12/97	4 Cyl 1.5L 5AFE <i>NZ Model</i>
<i>Front</i>	Auto	MT8412		
<i>Front</i>	Manual	MT9875	<i>To 5/95</i>	
<i>Front</i>	Manual	MT8412	<i>From 5/95</i>	
<i>LH Side</i>	Manual	MT9629		
<i>RH Side</i>	Auto / Manual	MT8410	<i>Angled support has matching hole on vehicle</i>	
<i>Rear</i>	Auto	MT8413		
<i>Rear</i>	Manual	MT8411		
Starlet	EP71 FWD		1/84-12/90	4 Cyl 1.3L 2EE <i>NZ Model</i>
<i>LH Side</i>	Auto	MT9362		
<i>RH Side</i>	Auto	MT9311		
Starlet	EP82 FWD		1/90-12/95	4 Cyl 1.3L 4EFTE <i>NZ Model</i>
<i>LH Side</i>	Manual	MT8600		
<i>Rear</i>	Manual	MT9336		

Location	Transmission	Part No	Year & Notes	Engine
TOYOTA				
Starlet	EP91 FWD		3/96-9/99	4 Cyl 1.3L 4EFE
<i>LH Side</i>	Auto / Manual	MT8600		
<i>RH Side</i>	Auto / Manual	MT8578		
<i>Rear</i>	Auto	MT8920		
<i>Rear</i>	Manual	MT8586		
Tarago	ACR30 FWD		6/00-3/06	4 Cyl 2.4L 2AZFE <i>NZ Model – Previa</i>
<i>Front</i>	Auto	MT8249		
<i>LH Side</i>	Auto	MT8312		
<i>Engine Steady RH</i>	Auto	MT8293		
<i>RH Side</i>	Auto	MT8277		
Tarago	ACR50 FWD		3/06-2/09	4 Cyl 2.4L 2AZFE <i>NZ Model – Previa</i>
<i>Front</i>	Auto	MT8191		
<i>LH Side</i>	Auto	MT8320		
<i>RH Side</i>	Auto	MT8223		
<i>Rear</i>	Auto	MT8303		
Tarago	GSR50 FWD		2/07-on	V6 3.5L 2GR-FE <i>NZ Model – Previa</i>
<i>Front</i>	Auto	MT8264		
<i>RH Side</i>	Auto	MT7088		
<i>Rear</i>	Auto	MT8306		
Tarago	TCR10, 11, 20, 21 RWD / 4WD		8/90-6/00	4 Cyl 2.4L 2TZFE <i>NZ Model – Previa</i>
<i>Front LH</i>	Auto / Manual	MT8916		
<i>Front RH</i>	Auto / Manual	MT8910		
<i>Rear LH</i>	Auto / Manual	MT8932	<i>To 4/96</i>	
<i>Rear RH</i>	Auto / Manual	MT8940	<i>To 4/96</i>	
Tarago	YR20 RWD		1/83-2/84	4 Cyl 1.8L 2Y <i>NZ Model – Previa</i>
<i>Front LH / RH</i>	Auto / Manual	MT8464		
<i>Rear</i>	Auto	MT8736		
Tarago	YR21 RWD		3/84-12/90	4 Cyl 2.0L 3YC <i>NZ Model – Previa</i>
<i>Front LH / RH</i>	Auto / Manual	MT8464	<i>To 8/85</i>	
<i>Front LH / RH</i>	Auto / Manual	MT8906	<i>From 8/85</i>	
<i>Rear</i>	Auto	MT8736	<i>To Chassis</i>	

Location	Transmission	Part No	Year & Notes	Engine
----------	--------------	---------	--------------	--------

TOYOTA

Tarago	YR22, YR31	RWD / 4WD	3/84-12/90	4 Cyl 2.2L 4YEC	<i>NZ Model – Previa</i>
---------------	-------------------	------------------	-------------------	------------------------	--------------------------

<i>Front LH / RH</i>	Auto / Manual	MT8906	<i>Rubber Mount</i>
<i>Front LH / RH</i>	Auto / Manual	MT8153N	<i>Urethane Alternative</i>
<i>Rear</i>	Auto	MT8736	<i>RWD Model</i>

Townace KR42	RWD	2/97-4/04	4 Cyl 1.8L 7K, 7KE
---------------------	------------	------------------	---------------------------

<i>Front LH</i>	Auto / Manual	MT8883	<i>To 12/98 Carby Model</i>
<i>Front LH</i>	Auto	MT9212	<i>From 12/98 Efi SBV Model</i>
<i>Front RH</i>	Auto / Manual	MT8879	<i>To 12/98 Carby Model</i>
<i>Front RH</i>	Auto	MT9772	<i>From 12/98 Efi SBV Model</i>
<i>Rear</i>	Auto / Manual	MT8219	

Townace YR39	RWD	4/92-2/97	4 Cyl 2.0L 3YC
---------------------	------------	------------------	-----------------------

<i>Front LH / RH</i>	Auto / Manual	MT8906	<i>Rubber Mount</i>
<i>Front LH / RH</i>	Auto / Manual	MT8153N	<i>Urethane Alternative</i>
<i>Rear</i>	Auto	MT8736	

Vienta	VCV10, VDV10	FWD	2/93-8/97	V6 3.0L 3VZFE
---------------	---------------------	------------	------------------	----------------------

<i>Front</i>	Auto / Manual	MT8607	
<i>LH Side</i>	Auto	MT8376	
<i>Engine Steady RH</i>	Auto / Manual	MT8398	
<i>Rear</i>	Auto / Manual	MT8378	

Vista	SV20	FWD	1/86-12/88	4 Cyl 1.8L 1SI	<i>NZ Model</i>
--------------	-------------	------------	-------------------	-----------------------	-----------------

<i>Front</i>	Auto	MT8279	
<i>Front</i>	Manual	MT8280	
<i>Centre</i>	Auto / Manual	MT8357	
<i>Rear</i>	Auto / Manual	MT8244	

Location	Transmission	Part No	Year & Notes	Engine
----------	--------------	---------	--------------	--------

TOYOTA

Vista	SV21	FWD	1/86-12/90	4 Cyl	2.0L	3SFE	NZ Model
Front		Auto					
Front		Manual					
LH Side		Auto					
LH Side		Manual					
RH Side		Auto / Manual					
Centre		Auto / Manual					
Rear		Auto / Manual					

Yaris	NCP90, 91, 93	FWD	10/05-on	4 Cyl	1.3L, 1.5L	2NZ-FE, 1NZ-FE
LH Side		Auto				
LH Side		Manual				
RH Side		Auto				
RH Side		Manual				
Rear Lower		Auto				
Rear Upper		Auto				
Rear		Manual				

VOLKSWAGEN

Beetle	9C	FWD	1/02-10/04	4 Cyl	1.6L	AYD
LH Side		Auto				
LH Side		Manual				
RH Side		Auto / Manual				
Rear		Auto				
Rear		Manual				

Beetle	9C	FWD	10/04-on	4 Cyl	1.6L	BFS
LH Side		Auto				
LH Side		Manual				
RH Side		Auto / Manual				
Rear		Auto				
Rear		Manual				

Location	Transmission	Part No	Year & Notes	Engine
----------	--------------	---------	--------------	--------

VOLKSWAGEN

Beetle	9C FWD		1/00-on	4 Cyl 2.0L APK, AQY, AZJ
---------------	---------------	--	----------------	---------------------------------

<i>LH Side</i>	Auto	MT9038		
----------------	------	---------------	--	--

<i>LH Side</i>	Manual	MT9041		
----------------	--------	---------------	--	--

<i>RH Side</i>	Auto / Manual	MT9032		
----------------	---------------	---------------	--	--

<i>Rear</i>	Auto	MT9199		
-------------	------	---------------	--	--

<i>Rear</i>	Manual	MT9082		
-------------	--------	---------------	--	--

Caddy	2K TDi Turbo Diesel FWD		1/05-on	4 Cyl 1.9L BJB
--------------	--------------------------------	--	----------------	-----------------------

<i>LH Side</i>	Manual	MT7135		
----------------	--------	---------------	--	--

<i>RH Side</i>	Manual	MT7530		
----------------	--------	---------------	--	--

<i>Rear</i>	Manual	MT7141	<i>Rear to Engine</i>	
-------------	--------	---------------	-----------------------	--

<i>Rear Upper</i>	Manual	MT7145	<i>Rear to Sub Frame</i>	
-------------------	--------	---------------	--------------------------	--

<i>Rear Lower</i>	Manual	MT7142	<i>Rear to Sub Frame</i>	
-------------------	--------	---------------	--------------------------	--

Caddy	2K Life, Maxi Turbo Diesel FWD		5/06-on	4 Cyl 1.9L BJB, BLS
--------------	---------------------------------------	--	----------------	----------------------------

<i>LH Side</i>	Auto	MT7137		
----------------	------	---------------	--	--

<i>LH Side</i>	Manual	MT7135		
----------------	--------	---------------	--	--

<i>RH Side</i>	Auto / Manual	MT7530		
----------------	---------------	---------------	--	--

<i>Rear</i>	Auto / Manual	MT7141	<i>Rear to Engine</i>	
-------------	---------------	---------------	-----------------------	--

<i>Rear Upper</i>	Auto	MT7145	<i>Rear to Sub Frame</i>	
-------------------	------	---------------	--------------------------	--

<i>Rear Lower</i>	Manual	MT7142	<i>Rear to Sub Frame</i>	
-------------------	--------	---------------	--------------------------	--

Bora	1J FWD		12/99-6/04	4 Cyl 2.0L APK
-------------	---------------	--	-------------------	-----------------------

<i>LH Side</i>	Auto	MT9038		
----------------	------	---------------	--	--

<i>LH Side</i>	Manual	MT9041		
----------------	--------	---------------	--	--

<i>RH Side</i>	Auto / Manual	MT9032		
----------------	---------------	---------------	--	--

<i>Rear</i>	Auto	MT9199		
-------------	------	---------------	--	--

<i>Rear</i>	Manual	MT9082		
-------------	--------	---------------	--	--

Caravelle	Turbo Diesel FWD		8/00-4/05	5 Cyl 2.5L ACV
------------------	-------------------------	--	------------------	-----------------------

<i>LH Side</i>	Auto / Manual	MT7260		
----------------	---------------	---------------	--	--

<i>RH Side</i>	Auto	MT7259		
----------------	------	---------------	--	--

<i>RH Side</i>	Manual	MT9962		
----------------	--------	---------------	--	--

<i>Rear</i>	Auto / Manual	MT8217		
-------------	---------------	---------------	--	--

Location	Transmission	Part No	Year & Notes	Engine
VOLKSWAGEN				
EOS	1F 103 TCRDi Turbo Diesel	FWD	5/08-11/10	4 Cyl 2.0L CBAB
<i>LH Side</i>	Manual	MT7137		
<i>RH Side</i>	Auto / Manual	MT7130		
<i>Rear</i>	Auto / Manual	MT7141	<i>Rear to Engine</i>	
<i>Rear Upper</i>	Auto / Manual	MT7145	<i>Rear to Sub Frame</i>	
<i>Rear Lower</i>	Auto / Manual	MT7142	<i>Rear to Sub Frame</i>	
EOS	1F 103 TDi Turbo Diesel	FWD	1/7-5/08	4 Cyl 2.0L BMM
<i>LH Side</i>	Manual	MT7137		
<i>RH Side</i>	Auto / Manual	MT7130		
<i>Rear Upper</i>	Auto / Manual	MT7145	<i>Rear to Sub Frame</i>	
<i>Rear Lower</i>	Auto / Manual	MT7142	<i>Rear to Sub Frame</i>	
EOS	1F 147 TFSi	FWD	3/07-11/10	4 Cyl 2.0L BWA
<i>RH Side</i>	Auto / Manual	MT7132		
<i>Rear Upper</i>	Auto / Manual	MT7145	<i>Rear to Sub Frame</i>	
<i>Rear Lower</i>	Auto / Manual	MT7142	<i>Rear to Sub Frame</i>	
Golf	1K GT	FWD	5/07-on	4 Cyl 1.4L BLG
<i>LH Side</i>	Manual	MT7440		
<i>Rear</i>	Auto / Manual	MT7441	<i>Rear to Engine</i>	
<i>Rear Upper</i>	Auto / Manual	MT7145	<i>Rear to Sub Frame</i>	
<i>Rear Lower</i>	Auto / Manual	MT7142	<i>Rear to Sub Frame</i>	
Golf	1K 90TSi Trendline	FWD	2/09-on	4 Cyl 1.4L CAXA
<i>LH Side</i>	Auto	MT7440		
<i>LH Side</i>	Manual	MT7134		
<i>RH Side</i>	Auto	MT7439		
<i>Rear</i>	Auto	MT7441	<i>From Vin No. 1K-9-900001</i>	
<i>Rear Upper</i>	Auto / Manual	MT7145	<i>Rear to Sub Frame</i>	
<i>Rear Lower</i>	Auto / Manual	MT7142	<i>Rear to Sub Frame</i>	
Golf, Golf VI	1K 118TSi Comfortline	FWD	2/09-on	4 Cyl 1.4L CAVD
<i>LH Side</i>	Auto / Manual	MT7440		
<i>RH Side</i>	Auto / Manual	MT7439		
<i>Rear</i>	Auto / Manual	MT7441	<i>Rear to Engine</i>	
<i>Rear Upper</i>	Auto / Manual	MT7145	<i>Rear to Sub Frame</i>	
<i>Rear Lower</i>	Auto / Manual	MT7142	<i>Rear to Sub Frame</i>	

Location	Transmission	Part No	Year & Notes	Engine
VOLKSWAGEN				
Golf	1J incl. Rally	FWD	11/99-3/01	4 Cyl 1.6L AEH, AKL
<i>LH Side</i>	Auto	MT9041		
<i>LH Side</i>	Manual	MT9042		
<i>RH Side</i>	Auto / Manual	MT9027		
<i>Rear</i>	Auto	MT9199		
<i>Rear</i>	Manual	MT9082		
Golf	1J Generation	FWD	10/01-8/04	4 Cyl 1.6L AEH, BGU
<i>LH Side</i>	Auto	MT9041		
<i>LH Side</i>	Manual	MT9042		
<i>RH Side</i>	Auto / Manual	MT9027		
<i>Rear</i>	Auto	MT9199		
<i>Rear</i>	Manual	MT9082		
Golf	1J	FWD	3/02-5/03	4 Cyl 1.6L BFQ
<i>LH Side</i>	Auto	MT9041		
<i>LH Side</i>	Manual	MT9042		
<i>RH Side</i>	Auto / Manual	MT9027		
<i>Rear</i>	Auto	MT9199		
<i>Rear</i>	Manual	MT9082		
Golf	1K Comfortline / Trendline	FWD	7/04-3/08	4 Cyl 1.6L BGU, BSE
<i>LH Side</i>	Auto	MT7136		
<i>LH Side</i>	Manual	MT7134		
<i>RH Side</i>	Auto / Manual	MT7131		
<i>Rear</i>	Auto	MT7141	<i>Rear to Engine</i>	
<i>Rear</i>	Manual	MT7140	<i>Rear to Engine</i>	
<i>Rear Upper</i>	Auto / Manual	MT7145	<i>Rear to Sub Frame</i>	
<i>Rear Lower</i>	Auto / Manual	MT7143	<i>Rear to Sub Frame</i>	
Golf	1K Turbo Diesel	FWD	2/09-on	4 Cyl 1.6L CAYC
<i>LH Side</i>	Auto	MT7136		
<i>LH Side</i>	Manual	MT7135		
<i>RH Side</i>	Auto / Manual	MT7536		
<i>Rear</i>	Auto / Manual	MT7141	<i>Rear to Engine</i>	
<i>Rear Upper</i>	Auto / Manual	MT7145	<i>Rear to Sub Frame</i>	
<i>Rear Lower</i>	Auto / Manual	MT7143	<i>Rear to Sub Frame</i>	

Location	Transmission	Part No	Year & Notes	Engine
VOLKSWAGEN				
Golf	1H FWD		10/95-9/98	4 Cyl 1.8L ADZ
<i>Front</i>	Auto / Manual	MT9013		
<i>Rear LH</i>	Auto / Manual	MT9587		
Golf	1J FWD		1/98-12/03	4 Cyl 1.8L AGN
<i>LH Side</i>	Auto	MT9038		
<i>LH Side</i>	Manual	MT9041		
<i>RH Side</i>	Auto / Manual	MT9032		
<i>Rear</i>	Auto	MT9199		
<i>Rear</i>	Manual	MT9082		
Golf	1J GTi FWD		4/99-8/04	4 Cyl 1.8L AGU
<i>LH Side</i>	Manual	MT9041		
<i>RH Side</i>	Manual	MT9032		
<i>Rear</i>	Manual	MT9082		
Golf	1H Diesel FWD		10/95-5/97	4 Cyl 1.9L 1Z
<i>Front</i>	Auto / Manual	MT9013		
<i>Rear LH</i>	Auto / Manual	MT9587		
Golf	TDi Turbo Diesel FWD		8/04-8/07	4 Cyl 1.9L BKC
<i>LH Side</i>	Auto	MT7137		
<i>LH Side</i>	Manual	MT7136		
<i>RH Side</i>	Auto / Manual	MT7130		
<i>Rear</i>	Auto / Manual	MT7141	<i>Rear to Engine</i>	
Golf	1K TDi Turbo Diesel FWD		8/04-on	4 Cyl 1.9L BXE
<i>LH Side</i>	Auto	MT7137		
<i>LH Side</i>	Manual- 5 Spd	MT7135		
<i>LH Side</i>	Manual- 6 Spd	MT7136		
<i>RH Side</i>	Auto / Manual	MT7530		
<i>Rear</i>	Auto / Manual	MT7141	<i>Rear to Engine</i>	
<i>Rear Upper</i>	Auto / Manual	MT7145	<i>Rear to Sub Frame</i>	
<i>Rear Lower</i>	Auto / Manual	MT7142	<i>Rear to Sub Frame</i>	

Location	Transmission	Part No	Year & Notes	Engine
----------	--------------	---------	--------------	--------

VOLKSWAGEN

Golf	1H FWD		7/94-3/03	4 Cyl 2.0L AGG, ADY, 2E
-------------	---------------	--	------------------	--------------------------------

<i>Front</i>	Auto / Manual	MT9013		
<i>Rear LH</i>	Auto / Manual	MT9587		

Golf	1J FWD		11/97-7/04	4 Cyl 2.0L APK, AQY
-------------	---------------	--	-------------------	----------------------------

<i>LH Side</i>	Auto	MT9038		
<i>LH Side</i>	Manual	MT9041		
<i>RH Side</i>	Auto / Manual	MT9032		
<i>Rear</i>	Auto	MT9199		
<i>Rear</i>	Manual	MT9082		

Golf	1K FSi Comfortline/Sportline FWD		8/04-7/08	4 Cyl 2.0L BLX
-------------	---	--	------------------	-----------------------

<i>LH Side</i>	Auto	MT7136		
<i>LH Side</i>	Manual	MT7135		
<i>RH Side</i>	Auto / Manual	MT7132		
<i>Rear</i>	Auto / Manual	MT7141	<i>Rear to Engine</i>	
<i>Rear Upper</i>	Auto / Manual	MT7145	<i>Rear to Sub Frame</i>	
<i>Rear Lower</i>	Auto	MT7442	<i>Rear to Sub Frame</i>	
<i>Rear Lower</i>	Manual	MT7142	<i>Rear to Sub Frame</i>	

Golf	1K TDi Comfortline Turbo Diesel FWD		8/04-7/08	4 Cyl 2.0L BKD
-------------	--	--	------------------	-----------------------

<i>LH Side</i>	Auto	MT7137		
<i>LH Side</i>	Manual	MT7139		
<i>RH Side</i>	Auto / Manual	MT7130		
<i>Rear</i>	Auto / Manual	MT7141	<i>Rear to Engine</i>	
<i>Rear Upper</i>	Auto / Manual	MT7145	<i>Rear to Sub Frame</i>	
<i>Rear Lower</i>	Auto / Manual	MT7142	<i>Rear to Sub Frame</i>	

Golf	1K GTi FWD		5/05-on	4 Cyl 2.0L AXX, BWA, CCZB
-------------	-------------------	--	----------------	----------------------------------

<i>LH Side</i>	Auto / Manual	MT7137		
<i>RH Side</i>	Auto / Manual	MT7132		
<i>Rear</i>	Auto / Manual	MT7141	<i>Rear to Engine</i>	
<i>Rear Upper</i>	Auto / Manual	MT7145	<i>Rear to Sub Frame</i>	
<i>Rear Lower</i>	Auto / Manual	MT7142	<i>Rear to Sub Frame</i>	

Location	Transmission	Part No	Year & Notes	Engine
----------	--------------	---------	--------------	--------

VOLKSWAGEN

Golf	1K FSi Comfortline	FWD	8/07-10/08	4 Cyl 2.0L BVY, BVZ
-------------	---------------------------	------------	-------------------	----------------------------

LH Side	Auto	MT7136		
LH Side	Manual	MT7135		
RH Side	Auto / Manual	MT7132		
Rear	Auto / Manual	MT7141	<i>Rear to Engine</i>	
Rear Upper	Auto / Manual	MT7145	<i>Rear to Sub Frame</i>	
Rear Lower	Auto	MT7442	<i>Rear to Sub Frame</i>	
Rear Lower	Manual	MT7142	<i>Rear to Sub Frame</i>	

Golf	1K 103 Turbo Diesel	FWD	10/08-on	4 Cyl 2.0L CBAB, CFFB
-------------	----------------------------	------------	-----------------	------------------------------

LH Side	Auto	MT7137		
LH Side	Manual	MT7139		
Rear	Auto / Manual	MT7141	<i>Rear to Engine</i>	
Rear Upper	Auto / Manual	MT7145	<i>Rear to Sub Frame</i>	
Rear Lower	Auto / Manual	MT7142	<i>Rear to Sub Frame</i>	

Jetta	1K FSi	FWD	2/06-2/09	4 Cyl 2.0L BVY
--------------	---------------	------------	------------------	-----------------------

LH Side	Auto	MT7136		
LH Side	Manual	MT7135		
RH Side	Auto / Manual	MT7132		
Rear Upper	Auto / Manual	MT7145	<i>Rear to Sub Frame</i>	
Rear Lower	Auto	MT7442	<i>Rear to Sub Frame</i>	
Rear Lower	Manual	MT7142	<i>Rear to Sub Frame</i>	

Jetta	1K TDi Turbo Diesel	FWD	2/06-2/09	4 Cyl 2.0L BKD
--------------	----------------------------	------------	------------------	-----------------------

LH Side	Auto	MT7137		
LH Side	Manual	MT7139		
RH Side	Auto / Manual	MT7130		
Rear Upper	Auto / Manual	MT7145	<i>Rear to Sub Frame</i>	
Rear Lower	Auto / Manual	MT7142	<i>Rear to Sub Frame</i>	

Jetta	1KM 147 TFSi	FWD	1/06-2/09	4 Cyl 2.0L BWA
--------------	---------------------	------------	------------------	-----------------------

LH Side	Auto	MT7137		
RH Side	Auto	MT7132		
Rear Upper	Auto	MT7145	<i>Rear to Sub Frame</i>	
Rear Lower	Auto	MT7142	<i>Rear to Sub Frame</i>	

Location	Transmission	Part No	Year & Notes	Engine
VOLKSWAGEN				
Jetta	1KM 103 TDi Turbo Diesel	FWD	2/09-on	4 Cyl 2.0L CBDB
<i>LH Side</i>	Auto	MT7137		
<i>LH Side</i>	Manual	MT7139		
<i>Rear Upper</i>	Auto / Manual	MT7145	<i>Rear to Sub Frame</i>	
<i>Rear Lower</i>	Auto / Manual	MT7142	<i>Rear to Sub Frame</i>	
Passat	3B FWD		1/97-12/02	4 Cyl 1.8L AEB
<i>Front LH</i>	Auto / Manual	MT7272		
<i>Front RH</i>	Auto / Manual	MT7273		
<i>Rear LH / RH</i>	Auto	MT7531		
<i>Transmission LH</i>	Manual	MT7524		
Passat	3B FWD		5/98-6/00	4 Cyl 1.8L ADR, APT
<i>Front LH</i>	Auto / Manual	MT7272		
<i>Front RH</i>	Auto / Manual	MT7273		
<i>Transmission LH / RH</i>	Auto	MT7525		
<i>Transmission LH</i>	Manual	MT7524		
Passat	3C 125 TDi Turbo Diesel	FWD	8/08-on	4 Cyl 2.0L CBDB
<i>LH Side</i>	Auto	MT7137		
<i>Rear</i>	Auto / Manual	MT7464	<i>Rear to Engine</i>	
<i>Rear Upper</i>	Auto / Manual	MT7145	<i>Rear to Sub Frame</i>	
<i>Rear Lower</i>	Auto / Manual	MT7142	<i>Rear to Sub Frame</i>	
Passat	3C 147 TSi	FWD	8/08-on	4 Cyl 2.0L CAWB
<i>RH Side</i>	Auto	MT7132		
<i>Rear</i>	Auto	MT7464	<i>Rear to Engine</i>	
<i>Rear Upper</i>	Auto	MT7145	<i>Rear to Sub Frame</i>	
<i>Rear Lower</i>	Auto	MT7142	<i>Rear to Sub Frame</i>	
Passat	3C TDi Turbo Diesel	FWD	3/06-8/08	4 Cyl 2.0L BKP, BMA
<i>LH Side</i>	Auto	MT7137		
<i>Rear</i>	Auto	MT7464	<i>Rear to Engine</i>	
<i>Rear Lower</i>	Auto	MT7142	<i>Rear to Sub Frame</i>	

Location	Transmission	Part No	Year & Notes	Engine
VOLKSWAGEN				
Passat 3B FWD			1/01-6/05	V6 2.8L AMX
Front LH / RH	Auto	MT9964		
Rear LH / RH	Auto	MT7531		
Passat 3B FWD / AWD			1/00-8/04	V6 2.8L BBG
Front LH / RH	Auto / Manual	MT9964		
Rear LH / RH	Auto	MT7531		
Rear LH / RH	Manual	MT7526		
Passat 3C FSi AWD			3/06-3/11	V6 3.2L AXZ
RH Side	Auto	MT7438		
Rear	Auto	MT7465	<i>To Engine</i>	
Rear Upper	Auto	MT7444	<i>Rear to Sub Frame</i>	
Rear Lower	Auto	MT7142	<i>Rear to Sub Frame</i>	
Passat 3C FSi AWD			1/11-on	V6 3.6L BWS
RH Side	Auto	MT7438		
Rear	Auto	MT7465	<i>To Engine</i>	
Polo 6R TSi Comfortline FWD			5/10-on	4 Cyl 1.2L CBZB
LH Side	Auto	MT7476		
LH Side	Manual	MT7254		
Rear	Auto	MT7477		
Polo 9N FWD			7/02-8/07	4 Cyl 1.4L BBY
LH Side	Auto	MT7255		
LH Side	Manual	MT7254		
RH Side	Auto	MT7253		
RH Side	Manual	MT7252		
Rear	Manual	MT7256		

Location	Transmission	Part No	Year & Notes	Engine
VOLKSWAGEN				
Polo	9N FWD		7/02-8/07	4 Cyl 1.4L BBY, BKY
<i>LH Side</i>	Auto	MT7255		
<i>LH Side</i>	Manual	MT7254		
<i>RH Side</i>	Auto	MT7253		
<i>RH Side</i>	Manual	MT7252		
<i>Rear</i>	Manual	MT7256		
Polo	9N FWD		5/08-11/09	4 Cyl 1.4L BUD
<i>LH Side</i>	Auto	MT7476		
<i>LH Side</i>	Manual	MT7254		
<i>RH Side</i>	Auto / Manual	MT7252		
<i>Rear</i>	Auto	MT7477		
<i>Rear</i>	Manual	MT7256		
Polo	6R Trendline FWD		5/10-on	4 Cyl 1.4L CGGB
<i>LH Side</i>	Auto	MT7476		
<i>LH Side</i>	Manual	MT7254		
<i>RH Side</i>	Auto / Manual	MT7252		
<i>Rear</i>	Auto	MT7477		
<i>Rear</i>	Manual	MT7256		
Polo	6N FWD		12/96-9/00	4 Cyl 1.6L AEE
<i>RH Side</i>	Auto / Manual	MT9957		
<i>Rear</i>	Auto / Manual	MT9958		
Polo	9N Classic FWD		3/04-10/05	4 Cyl 1.6L BCD
<i>LH Side</i>	Manual	MT7255		
<i>RH Side</i>	Auto / Manual	MT7532		
Polo	FWD		7/06-8/07	4 Cyl 1.6L BBY
<i>LH Side</i>	Auto	MT7255		
<i>RH Side</i>	Auto	MT7253		
Polo	9N Turbo Diesel FWD		11/05-8/07	4 Cyl 1.9L AXR
<i>LH Side</i>	Manual	MT7476		

Location	Transmission	Part No	Year & Notes	Engine
VOLKSWAGEN				
Tiguan	5NC 103 TDi Turbo Diesel	AWD	11/09-on	4 Cyl 2.0L CFFB, CLJA
<i>LH Side</i>	Manual	MT7474		
<i>Rear Lower</i>	Auto	MT7466	<i>To Block</i>	
<i>Rear Lower</i>	Auto / Manual	MT7537	<i>To Sub Frame</i>	
Tiguan	5NC 103 TDi Turbo Diesel	AWD	40030	4 Cyl 2.0L CBAB
<i>LH Side</i>	Manual	MT7474		
<i>Rear Upper</i>	Auto / Manual	MT7145	<i>Rear to Sub Frame</i>	
<i>Rear Lower</i>	Auto	MT7466	<i>To Block</i>	
<i>Rear Lower</i>	Auto / Manual	MT7142	<i>Rear to Sub Frame</i>	
Tiguan	5NC 125 TSi 4WD		7/08-on	4 Cyl 2.0L CAWA
<i>LH Side</i>	Auto	MT7137		
<i>LH Side</i>	Manual	MT7474		
<i>Rear Lower</i>	Auto	MT7466	<i>To Block</i>	
Tiguan	5NC 147 TSi 4WD		8/08-11/09	4 Cyl 2.0L CAWB
<i>LH Side</i>	Auto	MT7137		
<i>Rear Lower</i>	Auto	MT7466	<i>To Block</i>	
<i>Rear Lower</i>	Auto	MT7537	<i>Rear to Sub Frame</i>	
Touareg	AWD		9/03-9/06	6 Cyl / V8 3.2L, 4.2L BMV, AXQ
<i>Front LH / RH</i>	Auto	MT7261		
Touareg	7L Turbo Diesel 4WD		9/06-8/10	V6 3.6L BHK
<i>Front LH / RH</i>	Auto	MT7478	<i>From 2/06 & Vin No. 7L-6-053601</i>	
Transporter	T4 FWD		12/94-9/04	4 Cyl 2.0L AAC
<i>Front LH / RH</i>	Manual	MT9960	<i>To 1996 To Chassis No. 70T199000</i>	
<i>LH Side</i>	Manual	MT8217	<i>From 1996</i>	
<i>RH Side</i>	Manual	MT9962	<i>From 1997</i>	
<i>Rear</i>	Manual	MT9961	<i>From Chassis No. 70P004343</i>	

Location	Transmission	Part No	Year & Notes	Engine
VOLKSWAGEN				
Transporter	Kombi, Caravelle	RWD	11/86-12/92	4 Cyl 2.1L MV
<i>Front LH / RH</i>	Auto / Manual	MT7529		
Transporter	T4 Diesel FWD		01/94-01/98	5 Cyl 2.4L AAB
<i>LH Side</i>	Auto / Manual	MT9960		
<i>RH Side</i>	Auto / Manual	MT7257		
<i>Rear</i>	Auto	MT7258		
<i>Rear</i>	Manual	MT9961		
Transporter	T4 Diesel 4WD		01/95-01/98	5 Cyl 2.4L AAB
<i>RH Side</i>	Manual	MT7259		
<i>Rear</i>	Manual	MT8217		
Transporter	T4 FWD		9/94-12/03	5 Cyl 2.5L ACU, AEU
<i>Front LH / RH</i>	Auto / Manual	MT7257		
<i>Rear</i>	Auto	MT7258		
Transporter	1H Turbo Diesel RWD		12/94-9/04	5 Cyl 2.5L ACV
<i>LH Side</i>	Auto / Manual	MT7260		
<i>RH Side</i>	Auto	MT7259		
<i>RH Side</i>	Manual	MT9962		
<i>Rear</i>	Auto / Manual	MT8217		
Transporter	T4 AWD		8/97-7/04	5 Cyl 2.5L AET
<i>LH Side</i>	Auto	MT7260		
<i>RH Side</i>	Auto	MT7259		
<i>RH Side</i>	Manual	MT9962		
<i>Rear</i>	Auto / Manual	MT8217		
Transporter	T5 Turbo Diesel FWD		9/04-6/07	5 Cyl 2.5L AXD, AXE
<i>Front</i>	Auto / Manual	MT7534		

Location	Transmission	Part No	Year & Notes	Engine
----------	--------------	---------	--------------	--------

VOLKSWAGEN

Vento	FWD		1/92-12/96	4 Cyl 2.0L 2E
--------------	------------	--	-------------------	----------------------

Front	Auto / Manual	MT9013		
-------	---------------	---------------	--	--

Rear LH	Auto / Manual	MT9587		
---------	---------------	---------------	--	--

Vento	GL FWD		5/95-4/97	4 Cyl 2.0L ADY
--------------	---------------	--	------------------	-----------------------

Front	Auto / Manual	MT9013		
-------	---------------	---------------	--	--

Rear LH	Auto / Manual	MT9587		
---------	---------------	---------------	--	--

VOLVO

240	RWD		2/83-3/86	4 Cyl 2.1L, 2.3L B21A, B23E
------------	------------	--	------------------	------------------------------------

Front LH	Auto / Manual	MT8260N	<i>Urethane Mount</i>	
----------	---------------	----------------	-----------------------	--

Front RH	Auto / Manual	MT8261N	<i>Urethane Mount</i>	
----------	---------------	----------------	-----------------------	--

242, 244	RWD		1/75-12/82	4 Cyl 2.1L B21A
-----------------	------------	--	-------------------	------------------------

Front LH	Auto / Manual	MT8260N	<i>Urethane Mount</i>	
----------	---------------	----------------	-----------------------	--

Front RH	Auto / Manual	MT8261N	<i>Urethane Mount</i>	
----------	---------------	----------------	-----------------------	--

S40, V40	FWD		3/97-12/04	4 Cyl 2.0L B4204S
-----------------	------------	--	-------------------	--------------------------

Front	Auto	MT8196		
-------	------	---------------	--	--

LH Side	Auto	MT8198	<i>To 8/00</i>	
---------	------	---------------	----------------	--

LH Side	Auto	MT7193	<i>From 9/00</i>	
---------	------	---------------	------------------	--

LH Side	Manual	MT8198		
---------	--------	---------------	--	--

RH Side	Auto / Manual	MT8195		
---------	---------------	---------------	--	--

Rear	Auto / Manual	MT8194	<i>To 8/00</i>	
------	---------------	---------------	----------------	--

Rear	Auto	MT7192	<i>From 9/00</i>	
------	------	---------------	------------------	--

S60	FWD		12/00-10/08	5 Cyl 2.4L B5244S
------------	------------	--	--------------------	--------------------------

LH Side	Auto	MT7265		
---------	------	---------------	--	--

RH Side	Auto	MT7262		
---------	------	---------------	--	--

Rear Upper	Auto	MT7367	<i>To Chassis No. 314999</i>	
------------	------	---------------	------------------------------	--

Rear Upper	Auto	MT7264	<i>From Chassis No. 315000</i>	
------------	------	---------------	--------------------------------	--

Location	Transmission	Part No	Year & Notes	Engine
----------	--------------	---------	--------------	--------

VOLVO

V70	AWD		11/97-8/00	5 Cyl 2.4L B5244T
------------	------------	--	-------------------	--------------------------

<i>Front</i>	Auto	MT7265
--------------	------	---------------

<i>RH Side</i>	Auto	MT7262
----------------	------	---------------

<i>Rear Upper</i>	Auto	MT7367
-------------------	------	---------------

XC70	AWD		9/00-2/03	5 Cyl 2.4L B5244T3
-------------	------------	--	------------------	---------------------------

<i>Front</i>	Auto	MT7195
--------------	------	---------------

<i>LH Side</i>	Auto	MT7195
----------------	------	---------------

<i>RH Side</i>	Auto	MT7262
----------------	------	---------------

<i>Rear Upper</i>	Auto	MT7264
-------------------	------	---------------

XC90	Turbo Diesel AWD		10/06-10/08	5 Cyl 2.4L D5244T
-------------	-------------------------	--	--------------------	--------------------------

<i>Front</i>	Auto	MT7366
--------------	------	---------------

<i>Front Lower</i>	Manual	MT7265
--------------------	--------	---------------

<i>RH Side</i>	Auto / Manual	MT7262
----------------	---------------	---------------

<i>Rear Upper</i>	Auto	MT7369
-------------------	------	---------------

<i>Rear Upper</i>	Manual	MT7367
-------------------	--------	---------------

<i>Rear Lower</i>	Auto	MT7368
-------------------	------	---------------

<i>Torque Rod</i>	Auto / Manual	MT8164
-------------------	---------------	---------------

XC90	AWD		7/03-3/07	5 Cyl 2.5L B5254T
-------------	------------	--	------------------	--------------------------

<i>Front</i>	Auto	MT7265
--------------	------	---------------

<i>RH Side</i>	Auto	MT7262
----------------	------	---------------

<i>Rear</i>	Auto	MT7265
-------------	------	---------------

<i>Rear Upper</i>	Auto	MT7367
-------------------	------	---------------

XC90	AWD		7/03-10/06	6 Cyl 2.9L B6294T
-------------	------------	--	-------------------	--------------------------

<i>Front</i>	Auto	MT7265
--------------	------	---------------

<i>RH Side</i>	Auto	MT7194
----------------	------	---------------

<i>Rear</i>	Auto	MT7265
-------------	------	---------------

<i>Rear Upper</i>	Auto	MT7263
-------------------	------	---------------

Kelpro ENGINE MOUNT ID GUIDE



MT7001
Mitsubishi



MT7002
Mitsubishi



MT7003
Mitsubishi



MT7004
Mitsubishi



MT7005
Mitsubishi



MT7008
Mitsubishi



MT7009
Kia



MT7010
Range Rover



MT7011
Saab



MT7012
Hyundai



MT7014
Toyota



MT7015
Mercedes-Benz



MT7017
Suzuki



MT7018
Holden



MT7019
Holden



MT7020
Ford



MT7021
Ford



MT7022
Ford



MT7023
Ford



MT7024
Ford



MT7025
Ford



MT7026
Holden



MT7027
Nissan



MT7028
Nissan



MT7029
Honda



MT7030
Kia



MT7031
Mazda



MT7032
Toyota



MT7033
Kia



MT7034
Kia



MT7035
Saab



MT7036
Kia



MT7038
Kia



MT7039
Kia



MT7041
Mitsubishi



MT7042
Mitsubishi



MT7043
Mitsubishi



MT7045
Nissan



MT7047
Nissan



MT7048
Nissan

Kelpro ENGINE MOUNT ID GUIDE



MT7051
Nissan



MT7052
Nissan



MT7053
Nissan



MT7054
Nissan



MT7055
Nissan



MT7057
Nissan



MT7058
Nissan



MT7059
Nissan



MT7060
Nissan



MT7061
Nissan



MT7062
Nissan



MT7064
Nissan



MT7065
Nissan



MT7067
Nissan



MT7068
Nissan



MT7069
Nissan



MT7070
Nissan



MT7071
Nissan



MT7072
Nissan



MT7073
Suzuki



MT7074
Suzuki



MT7075
Suzuki



MT7076
Suzuki



MT7077
Suzuki



MT7079
Suzuki



MT7080
Suzuki



MT7081
Suzuki



MT7082
BMW



MT7084
Toyota



MT7085
Toyota



MT7086
Toyota



MT7087
Toyota



MT7088
Toyota



MT7090
Toyota



MT7091
Toyota, Mitsubishi



MT7092
Toyota, Mitsubishi



MT7093
Toyota



MT7094
Toyota



MT7095
Toyota



MT7099
Daihatsu

Kelpro ENGINE MOUNT ID GUIDE



MT7100
Toyota ,Lexus



MT7103
Toyota



MT7104
Toyota



MT7105
Toyota



MT7107
Toyota



MT7108
Toyota



MT7109
Toyota



MT7110
Lexus



MT7112
Daihatsu



MT7113
Toyota



MT7114
Toyota



MT7115
Toyota



MT7116
Toyota



MT7117
Toyota



MT7119
Toyota



MT7121
Toyota



MT7122
Daihatsu



MT7123
Toyota



MT7124
Holden



MT7125
Holden



MT7126
Holden



MT7127
Holden



MT7128
Holden



MT7130
Volkswagen, Skoda



MT7131
Audi, Volkswagen



MT7132
Audi, Volkswagen



MT7133
Toyota



MT7134
Audi, Volkswagen



MT7135
Audi, Volkswagen



MT7136
Audi, Volkswagen



MT7137
Audi, Volkswagen



MT7139
Volkswagen, Skoda



MT7140
Volkswagen



MT7141
Audi, Volkswagen



MT7142
Audi, Volkswagen



MT7143
Audi, Volkswagen



MT7145
Audi, Volkswagen



MT7147
Hyundai



MT7148
Kia



MT7149
Kia

Kelpro ENGINE MOUNT ID GUIDE



MT7150
Hyundai, Ssangyong



MT7151
Hyundai, Ssangyong



MT7152
Hyundai



MT7154
Kia



MT7155
Hyundai



MT7156
Hyundai, Ssangyong



MT7157
Hyundai



MT7158
Hyundai



MT7159
Hyundai



MT7160
Kia



MT7161
Kia



MT7162
Hyundai



MT7163
Hyundai, Ssangyong



MT7164
Hyundai



MT7165
Hyundai



MT7166
Kia



MT7167
Kia



MT7168
Kia



MT7169
BMW



MT7170
BMW



MT7171
BMW



MT7172
Mini (BMW)



MT7173
BMW



MT7174
BMW



MT7175
BMW



MT7176
Mini (BMW)



MT7177
BMW



MT7178
BMW



MT7179
BMW



MT7180
BMW



MT7181
BMW



MT7182
BMW



MT7183
Mini (BMW)



MT7184
BMW



MT7185
BMW



MT7186
Holden



MT7187
Holden



MT7188
Holden



MT7190
Ford



MT7191
Ford

Kelpro ENGINE MOUNT ID GUIDE



MT7192
Volvo



MT7193
Volvo



MT7194
Volvo



MT7195
Volvo



MT7197
Mercedes Benz



MT7198
Mercedes Benz



MT7200
Holden



MT7201
Ford



MT7202
Ford



MT7203
Subaru



MT7204
Subaru



MT7206
Subaru



MT7209
Subaru



MT7210
Subaru



MT7212
Subaru



MT7213
Subaru



MT7214
Subaru



MT7215
Subaru



MT7216
Subaru



MT7217
Subaru



MT7218
Subaru



MT7219
Subaru



MT7220
Subaru



MT7221
Subaru



MT7223
Chrysler



MT7224
Chrysler



MT7225
Ford



MT7226
Saab



MT7227
Honda



MT7228
Holden



MT7229
Holden



MT7230
Nissan



MT7231
Suzuki



MT7232
Honda



MT7233
Honda



MT7235
Toyota



MT7238
Honda



MT7239
Honda



MT7240
Honda



MT7241
Honda

Kelpro ENGINE MOUNT ID GUIDE



MT7243
Honda



MT7244
Honda



MT7248
Honda



MT7249
Honda



MT7250
Honda



MT7251
Audi



MT7252
Volkswagen



MT7253
Volkswagen



MT7254
Volkswagen



MT7255
Volkswagen



MT7256
Volkswagen



MT7257
Volkswagen



MT7258
Volkswagen



MT7259
Volkswagen



MT7260
Volkswagen



MT7261
Volkswagen



MT7262
Volvo



MT7263
Volvo



MT7264
Volvo



MT7265
Volvo



MT7267
Holden



MT7269
Holden



MT7270
Holden



MT7272
Audi, Volkswagen



MT7273
Audi, Volkswagen



MT7274
Mazda



MT7275
Mazda



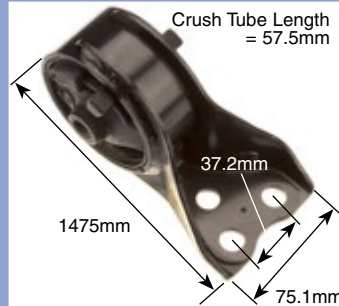
MT7276
Mazda



MT7277
Mazda



MT7281
Ford



MT7282
Mazda



MT7284
Mazda



MT7287
Mazda



MT7292
Mazda



MT7293
Mazda



MT7294
Mazda



MT7295
Mazda



MT7296
Mazda



MT7297
Mazda



MT7298
Mazda

Kelpro ENGINE MOUNT ID GUIDE



MT7300
Mazda



MT7302
Ford



MT7303
Mazda



MT7304
Mazda



MT7305
Mazda



MT7308
Hyundai



MT7309
Hyundai



MT7310
Mitsubishi



MT7311
Mitsubishi



MT7312
Mitsubishi



MT7313
Mitsubishi



MT7314
Mitsubishi



MT7315
Mitsubishi



MT7316
Mitsubishi



MT7317
Mitsubishi



MT7318
Mitsubishi



MT7319
Mitsubishi



MT7321
Mitsubishi



MT7323
Mitsubishi



MT7324
Mitsubishi



MT7325
Mitsubishi



MT7326
Mitsubishi



MT7327
Mitsubishi



MT7328
Mitsubishi



MT7329
Mazda



MT7330
Ford, Mazda



MT7331
Hyundai



MT7332
Hyundai, Kia



MT7333
Hyundai, Kia



MT7334
Hyundai, Kia



MT7336
Holden



MT7337
Holden



MT7338
Holden



MT7339
Holden



MT7340
Holden



MT7341
Holden



MT7342
Holden



MT7344
Holden



MT7345
Holden



MT7346
Holden

Kelpro ENGINE MOUNT ID GUIDE



MT7347
Hyundai



MT7348
Holden, Suzuki



MT7349
Mazda



MT7355
Daewoo, Holden



MT7453
Kia



MT8001N
Ford, Nissan



MT8002N
Holden

Stud location – centre of bolt to edge of mount
Studs are opposite
Use MT8047 for offset studs




MT8003
Toyota




MT8006
Holden




MT8007
Toyota



MT8008
Holden




MT8009
Toyota




MT8013
Toyota



MT8017
Toyota




MT8019
Toyota




MT8023
Toyota, Daihatsu



MT8025
Ford, Mazda



MT8027
Nissan



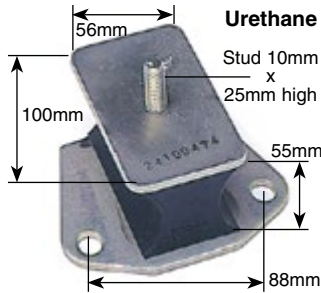
MT8029
Nissan



MT8031
Nissan




MT8033
Nissan



MT8035N
Mitsubishi




MT8045
Ford, Mazda



MT8047
Toyota



MT8051
Toyota



MT8053
Toyota



MT8055
Toyota



MT8061
Toyota



MT8067
Toyota



MT8069
Toyota



MT8077
Toyota




MT8081
Holden, Nissan



MT8093
Holden



MT8095
Ford



MT8097
Ford, Nissan



MT8099
Ford, Nissan



MT8100
Toyota



MT8101
Holden




MT8101N
Holden



MT8102
Honda

Kelpro ENGINE MOUNT ID GUIDE



MT8103
Holden



MT8104
Mazda



MT8105
Ford, Mazda




MT8106
Mazda



MT8108
Mazda



MT8109
Ford, Mazda



MT8110
Holden



MT8114
Honda



MT8116
Honda



MT8117
Honda



MT8118
Honda



MT8120
Honda



MT8121
Ford, Mazda



MT8123
Ford, Mazda



MT8125
Honda




MT8126
Kia



MT8127
Peugeot



MT8128
Peugeot



MT8130
Peugeot



MT8133
Ford




MT8134
BMW



MT8135
Mazda



MT8136
BMW



MT8137
Mazda



MT8139
Hyundai



MT8145N
Mitsubishi



MT8146
Saab

Crush Tube Length = 62mm
ID = 16.2mm 38mm wide



MT8147
Mitsubishi

Crush Tube Length = 66mm
ID = 10.2mm




MT8148
Mitsubishi




MT8151
Nissan

Urethane



MT8152N
Ford

Urethane



MT8153N
Toyota, Daihatsu




MT8154N
Jaguar

Height from Plate to Top of Bolt 75mm
Height from Top of Bolt to Bottom 92mm



MT8155
Ford

Urethane



MT8155N
Ford


Urethane




MT8156N
Ford



MT8158N
Ford, Range Rover



MT8162
Ford



MT8163
Ford



MT8165
Ford, Mazda

Kelpro ENGINE MOUNT ID GUIDE



MT8166
Ford, Mazda

Crush Tube Length = 70mm




MT8167
Ford, Mazda



MT8169
Ford, Mazda



MT8170
Ford, Mazda



MT8171
Ford, Mazda




MT8173
Ford, Mazda




MT8174
Holden



MT8175
Holden



MT8176
Ford, Mazda



MT8182
Holden, Nissan




MT8185
Holden, Toyota



MT8186
Holden, Suzuki



MT8187
Suzuki



Hole centre to hole centre 100mm

MT8188
Holden



Hole centre to hole centre 100mm

MT8189
Holden



MT8191
Toyota



MT8193
Nissan



MT8194
Volvo



MT8195
Volvo



MT8196
Volvo




MT8198
Volvo



MT8199
Holden



MT8200
Ford



MT8201
Chrysler



MT8202
Toyota



MT8203
Daewoo, Holden



MT8204
Daewoo, Holden




MT8205
Daewoo



MT8206
Mitsubishi, Hyundai




MT8207
Mitsubishi




MT8208
Mitsubishi




MT8214
Nissan



MT8215
Nissan



MT8216
Nissan



MT8217
Volkswagen



MT8219
Toyota



MT8221
Toyota



MT8222
Toyota




MT8223
Toyota



MT8225
Toyota

Kelpro ENGINE MOUNT ID GUIDE




MT8226
Nissan



MT8229
Nissan




MT8232
Toyota



MT8234
Nissan



MT8235
Nissan



MT8236
Nissan




MT8241
Lexus



MT8242
Lexus



MT8243
Toyota




MT8244
Holden



MT8245
Lexus



MT8246
Toyota



MT8247
Lexus



MT8248
Toyota




MT8249
Toyota



MT8251
Toyota



MT8253
Toyota



MT8254
Toyota



MT8255
Toyota



MT8257
Toyota



MT8259
Toyota

Urethane



MT8260N
Volvo

Urethane



MT8261N
Volvo



MT8262
Toyota



MT8263
Lexus



MT8264
Toyota

Crush Tube Length = 74mm



MT8266
Ford, Mazda



MT8267
Toyota



MT8268
Toyota



MT8269
Toyota



MT8270
Toyota



MT8271
Toyota

H = 23.5 ID = 21 x 18 Elliptical



MT8272
Ford, Mazda



MT8273
Toyota



MT8274
Lexus




MT8275
Holden




MT8276
Lexus



MT8277
Toyota



MT8279
Holden, Toyota



MT8280
Holden, Toyota

Kelpro ENGINE MOUNT ID GUIDE



MT8283
Toyota



MT8284
Toyota



MT8285
Toyota



MT8286
Mitsubishi



MT8287
Toyota



MT8288
Lexus



MT8289
Lexus



MT8290
Mercedes Benz



MT8291
Toyota



MT8292
Toyota




MT8293
Toyota




MT8297
Toyota



MT8298
Nissan



MT8299
Toyota



MT8300
Suzuki



MT8301
Toyota



MT8302
Toyota



MT8303
Toyota



MT8304
Lexus



MT8306
Toyota



MT8308
Lexus



MT8309
Lexus



MT8310
Toyota



MT8311
Toyota



MT8312
Toyota



MT8315
Toyota



MT8317
Toyota



MT8318
Toyota



MT8320
Toyota




MT8321
Toyota




MT8323
Toyota



MT8326
Nissan



MT8330
Honda



MT8343
Mitsubishi

Urethane

45.5mm OD
31mm wide
48mm Crush Tube

30mm OD
32mm Long




Replacement
Bushes Only


MT8344N
Mitsubishi



MT8346
Ford, Mazda




MT8347
Ford



MT8348
Mazda

Crush Tube Length = 52mm



MT8352
Mitsubishi

Hydraulic



MT8354
Mitsubishi, Proton

Kelpro ENGINE MOUNT ID GUIDE




Hydraulic

MT8355
Toyota



MT8357
Holden, Toyota



MT8359
Toyota




MT8360
Mercedes-Benz



MT8361
Daihatsu




MT8362
Daihatsu




MT8363
Mitsubishi



MT8366
Mitsubishi




MT8367
Mitsubishi



MT8368
Mitsubishi



MT8369
Mitsubishi



Solid

MT8370
Ford

Bracket to suit
MT8370



MTB8370
Ford



MT8371
Holden




Hydraulic

MT8372
Holden, Toyota

Hydraulic



MT8373
Holden, Toyota



MT8374
Nissan



MT8375
Nissan




MT8376
Holden, Toyota




MT8377
Holden, Toyota

Crush Tube Length = 68mm




MT8378
Holden, Toyota



MT8380
Ford

Crush Tube Length = 53mm
ID = 12mm



MT8381
Ford



MT8382
Holden, Suzuki



MT8383
Holden, Nissan



MT8384
Holden, Toyota



MT8385
Holden, Toyota



MT8386
Ford, Mazda




MT8387
Mitsubishi, Proton



MT8388
Holden, Suzuki



MT8389
Holden, Suzuki



MT8390
Holden



MT8391
Holden, Nissan



MT8393
Holden, Toyota



MT8394
Ford, Mazda




MT8395
Holden, Nissan



MT8396
Suzuki




MT8397
Holden, Toyota



MT8398
Holden, Toyota

Crush Tube Length = 60.5mm



MT8404
Nissan


Kelpro ENGINE MOUNT ID GUIDE



MT8405
Nissan



MT8406
Toyota



MT8407
Ford, Mazda



MT8409
Ford, Mazda



MT8410
Holden, Toyota




MT8411
Holden, Toyota




MT8412
Holden, Toyota



MT8413
Holden, Toyota



MT8415
Holden, Toyota




MT8416
Mitsubishi, Proton




MT8418
Mitsubishi, Proton



MT8419
Mitsubishi, Proton



MT8420
Mitsubishi, Proton



MT8421
Mitsubishi, Proton



MT8422
Mitsubishi, Proton



MT8423
Ford, Mazda



MT8424
Ford, Mazda



MT8426
Ford, Mazda



MT8427
Ford, Mazda




MT8429
Hyundai




MT8430
Hyundai



MT8431
Ford, Nissan



MT8432
Ford, Nissan



MT8433
Ford, Nissan



MT8435
Holden, Nissan



MT8436
Holden, Nissan



MT8437
Holden, Nissan



MT8438
Nissan




MT8439
Holden, Nissan




MT8440
Nissan

Crush Tube Length = 60mm




MT8441
Nissan

Crush Tube Length = 59mm



MT8443
Nissan



MT8444
Nissan



MT8445
BMW



MT8447
BMW



MT8448
Hyundai



MT8449
Hyundai, Kia



MT8450
Holden, Toyota



MT8451
Hyundai



MT8452
Suzuki


Kelpro ENGINE MOUNT ID GUIDE



MT8453
Hyundai, Kia



MT8455
Hyundai



MT8457
Hyundai




MT8459
Hyundai, Kia




MT8460
Toyota



MT8461
Toyota




MT8463
Toyota, Daihatsu



MT8464
Toyota




MT8465
Toyota




MT8467
Toyota



MT8468
Toyota



MT8469
Toyota



MT8470
Toyota




MT8471
Toyota




MT8472
Toyota



MT8473
Toyota



MT8475
Toyota



MT8476
Toyota



MT8477
Toyota



MT8478
Toyota



MT8481
Holden



MT8482
Toyota



MT8483
Holden



MT8484
Holden



MT8485
Holden



MT8486
Ford, Mazda



MT8487
BMW



MT8488
Mercedes Benz



MT8492
BMW



MT8494
BMW




MT8495
BMW



MT8496
BMW



MT8497
BMW



MT8499
BMW



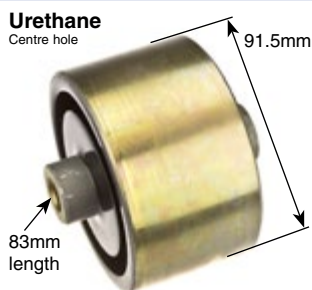
MT8500
Mitsubishi



MT8501
Mitsubishi




MT8502
BMW



MT8503N
Mitsubishi



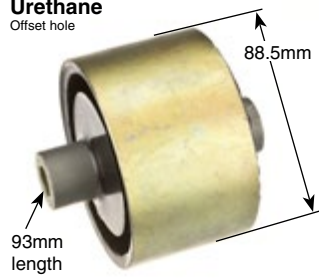
MT8506N
Mitsubishi



MT8507N
Mitsubishi

Kelpro ENGINE MOUNT ID GUIDE

Urethane
Offset hole



MT8509N
Mitsubishi



MT8511
Holden, Isuzu




MT8514
Holden, Isuzu



MT8515
Holden, Isuzu

Similar to MT8457, but shorter



MT8518
Hyundai



MT8519
Kia



MT8520
Subaru



MT8522
Kia



MT8524
Subaru




MT8528
Nissan




MT8530
Ford, Mazda



MT8533
Ford, Mazda




MT8535
Holden, Isuzu



MT8536
Nissan



MT8537
Toyota




MT8540
Daihatsu



MT8541
Hyundai, Mitsubishi



MT8543
Holden



MT8545
Nissan



MT8548
Ford, Mazda



MT8549
Ford, Mazda



MT8550
Ford, Mazda




MT8551
Holden, Toyota

Crush Tube Length = 55mm



MT8552
Nissan




MT8553
Mitsubishi



MT8554
Nissan




MT8555
Holden, Isuzu



Crush Tube Length = 52mm

MT8556
Mitsubishi

Crush Tube Length = 52mm



MT8557
Hyundai, Mitsubishi



MT8558
Nissan



MT8561
BMW



MT8562
Nissan



MT8563
Nissan



MT8565
Nissan



MT8566
Nissan



MT8567
Nissan




MT8570
Ford, Mazda



MT8572
Mitsubishi



MT8573
Mitsubishi



51mm high

MT8574
Toyota


Kelpro ENGINE MOUNT ID GUIDE



MT8575
Mitsubishi



MT8576
Toyota



MT8577
Ford, Mazda



MT8578
Toyota




MT8579
Holden, Suzuki



MT8580
Ford



MT8581
Nissan



MT8582
Nissan



MT8583
Nissan



MT8586
Toyota




MT8589
Ford, Mazda



MT8590
Mitsubishi



MT8591
Mitsubishi



MT8592
Mitsubishi



MT8593
Ford, Nissan




MT8594
Nissan



MT8595
Nissan



MT8599
Mitsubishi



MT8600
Toyota



MT8602
Ford, Mazda

 <p>MT8603 Toyota</p>	 <p>MT8605 Mitsubishi</p>	<p>Hydraulic</p>  <p>MT8607 Holden, Toyota</p>	 <p>MT8609 Nissan</p>
 <p>MT8610 Suzuki</p>	 <p>MT8614 Holden</p>	 <p>MT8615 Holden</p>	 <p>MT8616 Nissan</p>
 <p>MT8617 Nissan</p>	 <p>MT8618 Ford, Nissan</p>	 <p>MT8619 Ford, Nissan</p>	 <p>MT8620 Toyota</p>
 <p>MT8621 Ford, Nissan</p>	 <p>MT8624 Toyota</p>	 <p>MT8627 Toyota</p>	 <p>MT8630 Suzuki</p>
 <p>MT8631 Nissan</p>	 <p>MT8633 Nissan</p>	 <p>MT8634 Nissan</p>	 <p>MT8635 Hyundai</p>

Kelpro ENGINE MOUNT ID GUIDE



MT8636
Hyundai



MT8637
Toyota




MT8639
Hyundai




MT8640
Nissan

Crush Tube Length = 52mm



MT8641
Hyundai

Crush Tube Length 78mm



MT8642
Mitsubishi



MT8645
Hyundai



MT8647
Hyundai



MT8650
Hyundai



MT8651
Hyundai



MT8652
Ford, Mazda



MT8653
Holden, Isuzu




MT8654
Holden, Isuzu




MT8655
Hyundai

Crush Tube Length = 56mm



MT8662
Hyundai


Voided Rubber Crush Tube Length = 56mm



MT8663
Hyundai



MT8664
Nissan



MT8665
Nissan




MT8668
Nissan



MT8670
Nissan



MT8671
Nissan



MT8672
Nissan



MT8673
Nissan



MT8674
Daihatsu



MT8675
Daihatsu



MT8676
Honda



MT8677
Daihatsu



MT8678
Honda



MT8679
Toyota



MT8681
Toyota



MT8685
Toyota



MT8689
Honda

Crush Tube Length = 57mm



MT8691
Mitsubishi



MT8693
Subaru



MT8694
Subaru



MT8695
Suzuki

Crush Tube Length = 52mm



MT8697
Mitsubishi

Crush Tube Length = 83mm



MT8700
Hyundai



MT8701
Hyundai




MT8702
Ford, Mazda

Kelpro ENGINE MOUNT ID GUIDE



MT8703
Ford, Mazda




MT8708
Ford, Mazda



MT8711
Ford, Mazda




MT8712
Ford, Mazda



MT8714
Mazda



MT8716
Mazda




MT8722
Mitsubishi




MT8723
Mitsubishi




MT8724
Mitsubishi



MT8725
Ford, Mazda



MT8726
Ford, Mazda



MT8727
Ford, Mazda




MT8732
Toyota



MT8734
Holden




MT8735
Nissan



MT8736
Toyota

Crush Tube Length = 69mm



MT8737
Toyota



MT8738
Toyota



MT8739
Ford, Mazda




MT8741
Ford, Mazda



MT8742
Ford, Mazda



MT8743
Ford, Mazda



MT8745
Mitsubishi




MT8746
Mitsubishi



MT8747
Mitsubishi




MT8748
Ford, Mazda



MT8749
Ford, Mazda



MT8750
Mitsubishi, Proton



MT8751
Toyota



MT8752
Holden



MT8754
Holden



MT8758
Holden



MT8759
Honda



MT8760
Mitsubishi



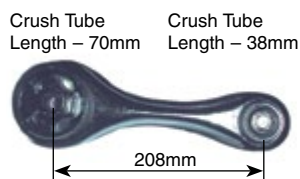
MT8761
Nissan



MT8764
Hyundai



MT8765
Holden



MT8767
Honda



MT8768
Holden



MT8769
Honda

Kelpro ENGINE MOUNT ID GUIDE



MT8770
Holden



MT8772
Honda



MT8774
Holden



MT8785
Nissan

Crush Tube Length = 66mm



MT8787
Hyundai



MT8788
Hyundai



MT8789
Suzuki



MT8790
Suzuki



MT8791
Hyundai




MT8792
Daihatsu



MT8793
Suzuki




MT8795
Nissan



MT8796
Mitsubishi



MT8798
Mitsubishi




MT8802
Nissan



MT8803
Ford



MT8804
Ford



MT8805
Holden



MT8806
Holden



MT8807
Holden



MT8808
Holden



MT8809
Holden



MT8810
Suzuki



MT8811
Daewoo



MT8812
Daewoo



MT8814
Daewoo



MT8815
Toyota



MT8817
Holden



MT8818
Daihatsu



MT8823
Toyota




MT8824
Daihatsu



MT8827
Toyota

Crush Tube Length – 83mm



MT8829
Hyundai



MT8830
Hyundai

Crush Tube Length = 56mm




MT8832
Hyundai


60mm high




MT8834
Holden, Isuzu



MT8835
Holden



MT8836
Holden, Isuzu



MT8838
Holden



MT8839
Kia

Kelpro ENGINE MOUNT ID GUIDE



MT8840
Kia



MT8844
Nissan

Base plate = 130 mm



MT8846
Nissan



MT8847
Nissan



MT8849
Nissan



MT8852
Nissan



MT8854
Nissan



MT8856
Nissan




MT8858
Nissan



MT8861
Nissan



MT8862
Nissan



MT8864
Nissan



MT8865
Nissan



MT8870
Hyundai



MT8872
Nissan



MT8873
Nissan



MT8874
Suzuki


Crush Tube Length = 44mm (both)



MT8878
Suzuki




MT8879
Toyota



MT8880
Toyota

 <p>89mm 46.5mm</p> <p>MT8881 Toyota</p>	 <p>MT8883 Toyota</p>	 <p>Duro = 46 89mm 46.2mm</p> <p>MT8884 Toyota</p>	 <p>89mm 47.5mm</p> <p>MT8885 Toyota</p>
 <p>MT8886 Toyota</p>	 <p>Crush Tube Length = 73mm 45mm 96mm 60mm</p> <p>MT8889 Toyota</p>	 <p>MT8890 Toyota</p>	 <p>50mm 85mm 10.2mm ID 46mm 114mm Crush Tube Length = 63mm</p> <p>MT8891 Daihatsu</p>
 <p>MT8895 Daihatsu</p>	 <p>45.5mm 103mm 90mm C/T 73mm</p> <p>MT8896 Daihatsu</p>	 <p>MT8900 Holden, Toyota</p>	 <p>166mm</p> <p>MT8902 Toyota</p>
 <p>MT8903 Toyota</p>	 <p>MT8904 Toyota</p>	 <p>C to C = 95mm</p> <p>MT8905 Toyota</p>	 <p>90mm</p> <p>MT8906 Toyota</p>
 <p>70mm</p> <p>MT8907 Toyota</p>	 <p>Hydraulic</p> <p>MT8909 Toyota</p>	 <p>MT8910 Toyota</p>	 <p>122mm</p> <p>MT8911 Daihatsu</p>

Kelpro ENGINE MOUNT ID GUIDE



MT8912
Daihatsu



MT8913
Holden, Toyota



MT8914
Holden, Toyota



MT8915
Toyota



MT8916
Toyota



MT8917
Daihatsu

Crush Tube Length = 70mm



MT8919
Toyota



MT8920
Toyota



MT8922
Toyota




MT8923
Toyota



MT8924
Toyota



MT8925
Toyota



MT8926
Toyota



MT8927
Toyota



MT8928
Toyota



MT8929
Toyota




MT8930
Toyota



MT8931
Toyota



MT8932
Toyota



MT8933
Daihatsu



MT8940
Toyota



MT8941
Toyota




MT8942
Daihatsu



MT8944
Toyota



MT8946
Hyundai



MT8948
Hyundai



MT8950
Hyundai




MT8951
Hyundai




MT8952
Hyundai



MT8954
Hyundai



MT8955
Subaru



MT8956
Subaru



MT8959
Honda



MT8960
Honda



MT8961
Honda



MT8963
Honda



MT8965
Honda



MT8968
Honda



MT8971
Honda



MT8972
Honda

Kelpro ENGINE MOUNT ID GUIDE



MT8977
Honda



MT8980
Honda



MT8981
Honda



MT8982
Honda



MT8983
Honda



MT8984
Honda



MT8985
Honda



MT8986
Honda



MT8993
Honda



MT8994
Honda

Crush Tube Length = 48mm



ID 14mm

MT8995
Honda



MT8996
Honda

Crush Tube Length = 59mm



MT8997
Honda


Crush Tube Length = 59.6mm



MT8998
Honda



MT8999
Holden



MT9000
Holden



MT9003
Holden




MT9004
Holden




MT9005
Holden



MT9006
Holden



MT9007
Holden



MT9008
Holden



MT9010
Toyota



MT9013
Seat, Volkswagen



MT9014
Daewoo




MT9015
Ford



MT9019
Mitsubishi



MT9021
Mazda



MT9023
Ford, Mazda



MT9025
Ford, Mazda




MT9026
Ford, Mazda



MT9027
Audi, Volkswagen



MT9028
Ford, Mazda




MT9029
Ford, Mazda



MT9031
Ford




MT9032
Audi, Volkswagen



MT9033
Ford



MT9034
Ford



MT9035
Ford



MT9037
Ford

Kelpro ENGINE MOUNT ID GUIDE



MT9038
Audi, Volkswagen



MT9039
Chrysler



MT9040
Chrysler



MT9041
Audi, Volkswagen



MT9042
Audi, Volkswagen



MT9043
Jeep



MT9044
Jeep



MT9045
Jeep



MT9046
Jeep




MT9047
Jeep




MT9048
Jeep




MT9049
Mazda



MT9051
Mitsubishi



MT9052
Mitsubishi



MT9053
Mitsubishi



MT9055
Mitsubishi



MT9058
Mitsubishi

Crush Tube Length = 56mm




MT9059
Mitsubishi



MT9061
Mitsubishi


Crush Tube Length – 52mm



MT9062
Mitsubishi



MT9063
Mitsubishi



MT9068
Mitsubishi




MT9069
Mitsubishi




MT9070
Mitsubishi



MT9073
Mitsubishi



MT9074
Mitsubishi



MT9078
Mitsubishi



MT9079
Mitsubishi



MT9080
Mitsubishi



MT9081
Mazda



MT9082
Audi, Volkswagen



MT9083
Kia



MT9084
Kia



MT9085
Kia



MT9087
Proton




MT9088
Proton




MT9089
Proton



MT9090
Proton



MT9091
Ford, Mazda



MT9092
Ford, Mazda

Kelpro ENGINE MOUNT ID GUIDE



MT9093
Ford, Mazda



MT9094
Ford, Mazda



MT9095
Ford, Mazda



MT9096
Ford



MT9097
Nissan



MT9099
Nissan



MT9100
Nissan



MT9104
Nissan



MT9106
Toyota



MT9107
Toyota



MT9108
Holden



MT9110
Holden



MT9111
Holden



MT9112
Holden



MT9113
Holden



MT9116
Nissan



MT9119
Nissan



MT9121
Nissan



MT9122
Nissan



MT9124
Nissan



MT9126
Nissan




MT9127
Nissan



MT9128
Daihatsu



MT9129
Daihatsu



MT9138
Toyota




MT9139
Toyota



MT9140
Daihatsu



MT9143
Daihatsu



MT9146
Toyota



MT9148
Toyota



MT9150
Toyota



MT9151
Mazda



MT9152
Mazda



MT9153
Mazda



MT9154
Ford, Mazda



MT9155
Ford, Mazda



MT9156
Ford, Mazda



MT9157
Mazda



MT9158
Mazda



MT9162
Mazda

Kelpro ENGINE MOUNT ID GUIDE




MT9168
Mitsubishi



MT9176
Mitsubishi



MT9177
Mitsubishi



MT9178
Mitsubishi



MT9179
Mitsubishi



MT9183
Mitsubishi




MT9185
Mitsubishi




MT9190
Mitsubishi



MT9191
Mitsubishi



MT9192
Mitsubishi




MT9194
Ford, Mazda



MT9195
Ford, Mazda



MT9196
Mazda



MT9197
Ford, Mazda



MT9198
Ford, Mazda



MT9199
Audi, Volkswagen




MT9202
Nissan



MT9203
Nissan



MT9205
Nissan



MT9206
Nissan



MT9207
Nissan



MT9208
Nissan



MT9209
Nissan



MT9212
Toyota



MT9214
Toyota



MT9215
Toyota



MT9216
Toyota



MT9217
Toyota



MT9223
Daihatsu



MT9225
Holden



MT9226
Holden




MT9227
Holden



MT9228
Holden



MT9231
Mitsubishi



MT9241
Toyota



MT9242
Toyota



MT9243
Toyota



MT9244
Toyota



MT9245
Toyota



MT9246
Kia

Kelpro ENGINE MOUNT ID GUIDE



MT9248
Ford



MT9249
Ford



MT9254
Toyota



MT9256
Toyota



MT9257
Toyota



MT9258
Toyota



MT9259
Toyota



MT9260
Daihatsu



MT9261
Toyota



MT9262
Toyota



MT9263
Toyota



MT9265
Toyota



MT9266
Mitsubishi



MT9267
Toyota



MT9269
Ford



MT9270
Ford



MT9271
Ford



MT9272
Toyota



MT9273
Mitsubishi



MT9274
Kia



MT9275
Kia




MT9276
Kia




MT9277
Hyundai




MT9278
Hyundai



MT9279
Suzuki




MT9295
Toyota




MT9296
Toyota



MT9300
Toyota



MT9305
Toyota



MT9307
Toyota



MT9310
Toyota



MT9311
Toyota



MT9318
Toyota



MT9336
Toyota



MT9353
Toyota



MT9354
Toyota



MT9355
Toyota



MT9356
Toyota




MT9358
Toyota



MT9362
Toyota

Kelpro ENGINE MOUNT ID GUIDE



MT9364
Toyota



MT9376
Toyota



MT9384
Subaru



MT9389
Honda




MT9403
Honda




MT9407
Honda



MT9421
Honda




MT9424
Honda



MT9425
Honda



MT9426
Honda



MT9430
Mitsubishi



MT9445
Hyundai



MT9446
Hyundai



MT9456
Hyundai



MT9458
Mitsubishi



MT9459
Mitsubishi



MT9460
Mitsubishi



MT9463
Mitsubishi



MT9467
Mitsubishi



MT9470
Hyundai



MT9471
Daihatsu



MT9473
Daihatsu




MT9474
Daihatsu



MT9476
Daihatsu



MT9477
Subaru



MT9478
Subaru



MT9479
Subaru



MT9480
Subaru



MT9482
Jeep



MT9484
Daewoo



MT9485
Daewoo



MT9489
Daewoo



MT9491
Daewoo



MT9492
Daewoo



MT9493
Daewoo



MT9496
Daewoo



MT9497
Daewoo



MT9499
Daewoo



MT9501
Daewoo



MT9503
Daewoo

Kelpro ENGINE MOUNT ID GUIDE



MT9504
Daewoo



MT9511
Hyundai



MT9512
Hyundai, Kia



MT9517
Hyundai



MT9531
Hyundai



Crush Tube
Length = 51mm

MT9534
Hyundai



MT9535
Hyundai



Crush Tube
Length = 66mm

MT9536
Hyundai




MT9537
Hyundai



Crush Tube
Length =
52mm

120mm

MT9538
Hyundai



Crush Tube
Length =
52mm

120mm


MT9539
Hyundai



MT9540
Hyundai



MT9541
Hyundai



Crush Tube
Length =
65mm

61mm

MT9542
Hyundai



MT9545
Hyundai




MT9546
Hyundai, Kia



MT9548
Hyundai



MT9549
Hyundai



80mm

67mm

Crush Tube
Length =
97mm

MT9552
Hyundai



MT9554
Hyundai

ENGINE MOUNT ID GUIDE



MT9555
Hyundai



MT9556
Hyundai



MT9558
Hyundai



MT9559
Hyundai



MT9561
Mitsubishi



MT9562
Kia



MT9563
Mitsubishi



MT9564
Mitsubishi



MT9566
Kia



MT9567
Hyundai, Kia



MT9568
Kia



MT9570
Hyundai, Kia



MT9571
Hyundai




MT9572
Hyundai



MT9573
Hyundai



MT9574
Kia



MT9575
Kia



MT9586
Holden



MT9587
Volkswagen



MT9588
Holden

Kelpro ENGINE MOUNT ID GUIDE



MT9590
Holden



MT9591
Holden



MT9592
Holden



MT9593
Holden



MT9594
Holden



MT9595
Holden



MT9596
Holden



MT9597
Holden



MT9598
Holden



MT9602
Ford



MT9604
Ford



MT9606
Ford

← 36mm →



MT9607
Kia



MT9610
Nissan



MT9611
Nissan



MT9613
Holden



MT9615
Nissan



MT9616
Nissan



MT9618
Holden, Nissan



MT9620
Suzuki



MT9621
Suzuki



MT9622
Suzuki



MT9626
Suzuki



MT9629
Holden, Toyota



MT9633
Suzuki




MT9641
Toyota



MT9642
Holden



MT9643
Holden, Toyota



MT9644
Toyota



MT9645
Toyota



MT9647
Lexus



MT9649
Toyota



MT9650
Toyota



MT9651
Ford



MT9653
Toyota



MT9654
Toyota



MT9655
Toyota



MT9656
Toyota



MT9660
Toyota



MT9661
Toyota

Kelpro ENGINE MOUNT ID GUIDE



MT9662
Ford



MT9663
Ford, Nissan



MT9665
Toyota




MT9666
Toyota



MT9667
Toyota



MT9668
Holden, Toyota



MT9672
Peugeot



MT9674
Hyundai



MT9676
Hyundai



MT9677
Hyundai



MT9679
Ford



MT9682
Hyundai



MT9683
Hyundai



MT9685
Hyundai



MT9686
Hyundai



MT9689
Ford



MT9690
Kia



MT9691
Chrysler




MT9693
Ford



MT9694
Chrysler



MT9704
Mazda



MT9706
Mazda



MT9709
Ford, Mazda



MT9710
Mitsubishi

Crush Tube Length = 87mm




MT9711
Mitsubishi


OD = 70mm Width = 33mm



ID large hole = 25mm
MT9713
Ford
ID small hole = 15mm



MT9715
Mazda



MT9726
Ford, Mazda




MT9727
Mitsubishi



MT9728
Mitsubishi



MT9732
Kia



MT9737
Ford



MT9739
Mitsubishi



MT9748
Mitsubishi



MT9749
Mitsubishi



MT9750
Mitsubishi



MT9751
Mitsubishi



MT9753
Kia



MT9754
Kia



MT9755
Kia

Kelpro ENGINE MOUNT ID GUIDE



MT9756
Kia



MT9757
Kia



MT9758
Mazda




MT9760
Chrysler



MT9762
Mitsubishi



MT9763
Toyota



MT9765
Suzuki



MT9769
Hyundai



MT9771
Ford, Mazda



MT9772
Toyota



MT9773
Nissan



MT9774
Nissan



MT9775
Toyota



MT9776
Toyota



MT9777
Toyota



MT9779
Toyota




MT9780
Toyota



MT9781
Toyota



MT9782
Lexus, Toyota



MT9783
Lexus, Toyota



MT9788
Toyota



MT9789
Toyota



MT9792
Hyundai



MT9793
Suzuki



MT9794
Toyota



MT9797
Lexus, Toyota



MT9804
Toyota



MT9806
Ford



MT9807
Ford



MT9809
Ford



MT9810
Ford, Mazda



MT9815
Hyundai

Crush Tube Length = 51mm



MT9818
Mitsubishi



MT9819
Hyundai, Kia



MT9820
Hyundai



MT9821
Toyota



MT9826
Holden, Suzuki



MT9827
Subaru



MT9832
Jeep



MT9836
Ford, Mazda

Kelpro ENGINE MOUNT ID GUIDE



MT9837
Hyundai



MT9838
Hyundai



MT9839
Hyundai



MT9840
Hyundai, Kia



MT9841
Hyundai



MT9843
Hyundai, Kia



MT9845
Kia



MT9846
Holden



MT9847
Holden



MT9848
Holden



MT9849
Ford



MT9850
Ford



MT9851
Holden



MT9852
Holden



MT9854
Daewoo



MT9859
Daewoo



MT9860
Daewoo



MT9861
Daewoo



MT9862
Daewoo



MT9863
Daewoo



MT9872
Toyota



MT9875
Toyota



MT9876
Mitsubishi




MT9878
Toyota



MT9879
Toyota



MT9880
Holden



MT9881
Ford



MT9882
Holden



MT9883
Holden



MT9884
Holden



MT9885
Holden



MT9886
Nissan



MT9887
Nissan



MT9889
Hyundai



MT9890
Hyundai



MT9894
Hyundai, Kia



MT9895
Hyundai, Kia



MT9896
Kia



MT9897
Kia



MT9898
Kia

Kelpro ENGINE MOUNT ID GUIDE



MT9899
Kia



MT9901
Hyundai



MT9902
Hyundai



MT9903
Hyundai



MT9905
Kia



MT9906
Hyundai, Kia



MT9907
Kia



MT9908
Kia



MT9909
Kia



MT9910
Kia



MT9912
Hyundai



MT9913
Hyundai



MT9914
Hyundai



MT9915
Hyundai



MT9916
Hyundai



MT9917
Mitsubishi



MT9918
Mitsubishi



MT9921
Subaru



MT9923
Subaru



MT9924
Subaru



MT9925
Subaru



MT9932
Honda



MT9933
Honda



MT9934
Honda



MT9936
Honda



MT9937
Honda



MT9938
Honda



MT9939
Honda



MT9940
Honda



MT9942
Honda



MT9945
Honda



MT9946
Hyundai



MT9947
Honda



MT9948
Honda



MT9949
Honda



MT9950
Honda



MT9952
Honda



MT9953
Honda



MT9954
Honda



MT9956
Honda

Kelpro ENGINE MOUNT ID GUIDE



MT9957
Volkswagen



MT9958
Volkswagen



MT9959
Hyundai, Kia



MT9960
Volkswagen



MT9961
Volkswagen



MT9962
Volkswagen



MT9963
Hyundai



MT9964
Audi, Volkswagen



MT9965
Hyundai, Kia



MT9966
Ford



MT9967
Ford



MT9968
Kia



MT9970
Mazda



MT9971
Mazda



MT9972
Mazda



MT9973
Mazda



MT9974
Mazda



MT9975
Honda



MT9977
Ford




MT9978
Mazda



MT9980
Mazda



MT9981
Mazda



MT9982
Honda



MT9984
Mitsubishi



MT9985
Mitsubishi



MT9986
Mitsubishi



MT9987
Mitsubishi



MT9989
Mitsubishi



MT9990
Mitsubishi



MT9992
Mitsubishi



MT9993
Mitsubishi



MT9994
Mitsubishi



MT9996
Mitsubishi



MT9997
Mitsubishi

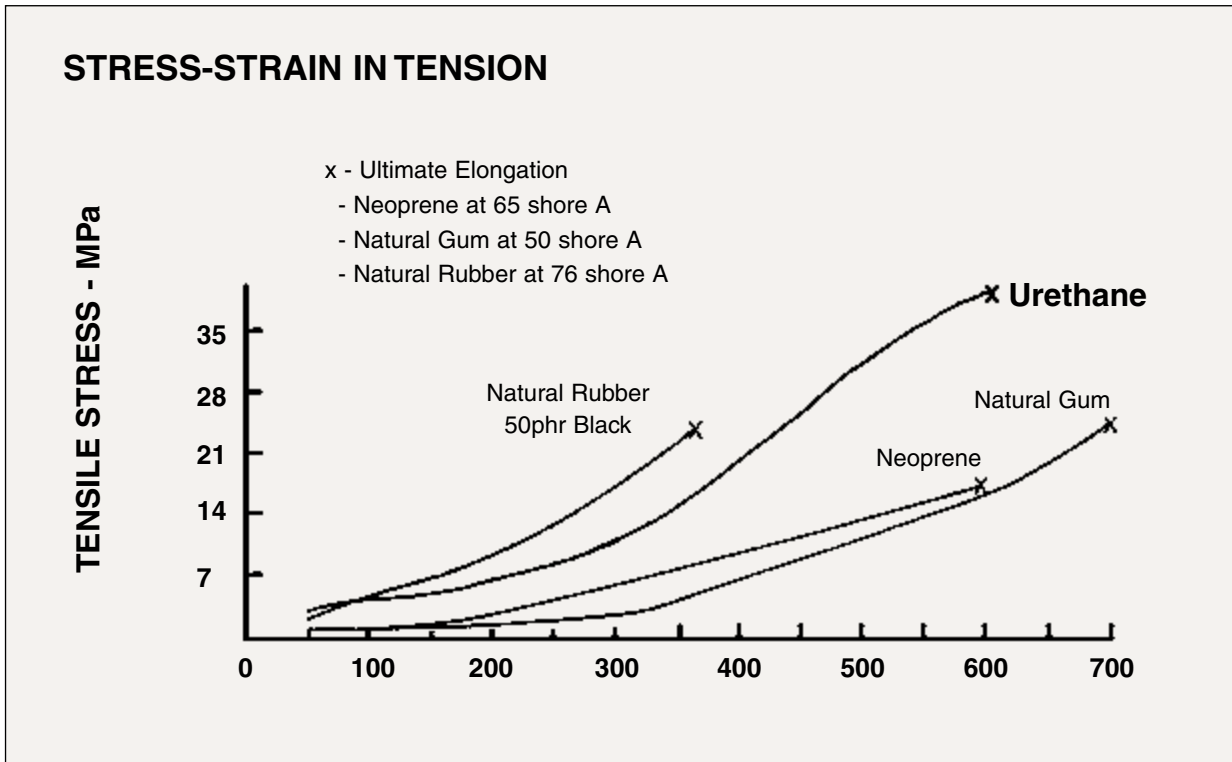


MT9998
Mitsubishi

ENGINEERING PROPERTIES OF URETHANE

Some plastics have high tensile stress properties but low elongation. Most rubber materials have high elongation but low tensile strength.

Urethane has both high tensile stress properties and high elongation. It is this combination that makes urethane characteristically tough and durable.



ASTM Methods D 412 and E 6 measure the maximum tensile stress a material is capable of developing. It is the force per unit of the original cross-sectional area which is applied at the time of rupture of a specimen, and is known variously as “breaking the load”, “breaking stress” and “ultimate tensile strength”. A dumbbell specimen is used for the test.

The high tensile strength available from urethane makes this product ideally suited for engine mount applications where a mount may be subject to a high engine torque load. On a destruction tensile test carried out on a MT8001N Falcon Engine Mount, a breakage to the work metal occurred before failure of the urethane material.

The Kelpro Engine Mount range sets new standards for quality whether manufactured in rubber or urethane.

Kelpro Engine Mounts whose part numbers have the 'N' suffix have been manufactured using urethane instead of rubber. These mounts have the added advantage of being impervious to oil contamination and having very high tensile strength, enabling high impact resistance.

Kelpro's unique urethane design provides rubber-like smoothness and combined with urethanes durability, gives an added advantage over similar products manufactured with rubber. This makes them an ideal product for use in taxis and other commercial fleets.

Kelpro has also developed a range of replacement inserts which replace only the failed centre section of the mount. Previously, replacement of the whole assembly was necessary even though the steel housing was not affected by fatigue.

The Kelpro Engine Mount Range now features four part numbers which would be suitable to the market as industrial mounts or vibration isolators. These part numbers are:

MT8152N, MT8154N, MT8156N, MT8158N.

The design concept of these mounts is similar, with all the mounts using the same metal parts and mounting bolts. Nuts and washers are supplied with each mount. These part numbers are presently listed as front engine mounts for various vehicles in our Kelpro Range and an identification picture with dimensions is provided at the rear of this catalogue for convenience.

As more vehicle manufacturers are moving to front wheel drive designs, the east/west configuration of mounting the engine is becoming more prominent. This design

allows for a more compact engine bay but it also places a lot of load on the engine mounts.

Modern engines have also been improved and produce a much higher degree of horse power and torque. This also places extra load on the engine mounts, in particular the torsional mounts.

Support mounts are found at each end of the engine unit whereas the torsional mounts are at the front or rear of the engine. Torsional mounts are designed to absorb the torque reaction caused by accelerating or decelerating and are more prone to failure than the supporting mounts.

With engine bays becoming more compact, routine inspection of engine mounts is more difficult and is quite often overlooked.

If a failed torsional mount is left unattended it will result in further repairs and costs accruing.

Examples of added problems are:

- Damage to support mounts
- Breaking of exhaust engine pipe flanges
- Over stressing the exhaust mounts
- Fracturing radiator/heater hoses
- Damage to radiators or air conditioning condensers

Symptoms of failed mounts in front wheel drive vehicles are as follows:

- Vibration through vehicle, especially noticeable in the rear view mirror.
- Shudder through vehicle on take off.
- Shudder through vehicle when on full lock while turning.
- Thump or knock on deceleration.
- Engine not sitting correctly in engine bay.
- Leaking exhaust flanges.
- Exhaust knocking on floor.

Development on rear wheel drive vehicles has gone along similar paths as front wheel drive vehicles engine bays have become smaller to make way for lower bonnet lines.

External engine dimensions are getting larger due to more hardware, adding up to a very compact engine bay with extremely high under-bonnet temperatures.

Elaborate engine mount designs have emerged from OEM manufacturers to help cut down on noise, vibration and harshness (NVH). Variations such as hydraulic, multiple layer and engine oil pressure assisted mounts are typical of the newer styles being featured in today's vehicles.

These designs have been necessary to meet or exceed driver/passenger demands for increased comfort levels. The effect has been that engine and transmission mounts are failing much earlier than expected, thus requiring an increased level of inspection by repairers.

Rear wheel drive vehicles also have independently fitted transmission mounts which are usually concealed under the floor pan. There is normally only one mount and it is found at the end of the transmission's extension housing. This mount supports the whole weight of the transmission and its durability is vital. Transmission mounts have become more compliant in an effort to reduce NVH but, in reality, have become more prone to failure due to the inherited softness.

Quite often transmission mounts are overlooked when diagnosing transmission faults. Transmission mounts have also been known to be blamed for faults in other areas of the transmission or driveline.

Symptoms of failed transmission mounts in Rear Wheel Drive vehicles include:

- Harsh gear changes in automatic transmissions
- Clutch shudder in manual transmissions
- Vibration through drive-train
- Excessive universal joint wear
- Excessive centre drive-shaft bearing wear
- Gear lever on manual transmission jumping around or moving
- Hard to select gears on either automatic or manual vehicles
- Thump from beneath vehicle on acceleration/deceleration

Symptoms of failed engine mounts Rear Wheel Drive vehicles include:

- Shudder on take off
- Damaged radiator caused by fan or pulleys
- Leaking radiator hoses
- Leaking heater hoses
- Broken engine earth lead
- Fluctuating engine RPM
- Misaligned engine
- Vibration/harshness through vehicle
- Excessive engine movement

Motospecs recommends that whenever any repair work or regular maintenance is being carried out, *it must be conducted according to the vehicle manufacturer's specifications.*

THE HARDPART AND RUBBER SPECIALISTS

KELPRO'S COMPREHENSIVE RANGE INCLUDES:

- Engine Mounts
- Wheel Bearing Kits
- Hub Bearing Assemblies
- Centre Bearings
- Driveshaft Couplings
- Power Steering Pumps
- Power Steering Hoses
- Steering Rack Boots
- Oil Seals
- CV Boots
- Pedal Pads
- Suspension Bushes
- Strut Mounts
- Air Intake Hoses
- Window Lifts and Switches
- Sump Plugs





Professionals Know



ABN 97 097 993 283

Australia

2C Glendenning Road
Glendenning NSW 2761

Phone 1800 605 673

www.kelpro.com.au

New Zealand

278 Church Street
Penrose Auckland 1061

Phone 0800 809 808

www.kelpro.co.nz

▲ **INDEX**

Distributed by...



9 314258 437121

CAT-KEM9